

tile warehouse



DESIGN COLLECTION

CONTENTS

*Tile Warehouse
- leading by design
in Kiwi Homes
for 30 years*

BUILDING CODE CHANGE	4
TILES FOR LIVING	6
AMAZONAS 9545 & 9544	8
ARMANI	9
BALTIMORE	10
BLACK COFFEE	11
BORRIANA	12
BRUSSELS	13
CALACATTA REALE	14
CARRIBEAN	15
CITY PLASTER	16
CONCEPT 1	18
ELBA	19
FRAGMENTA	20
FUORITONO	22
HELSINKI	23
IN FALDA	24
LOFT SYLVANIA	26
MINA GRAFTON	26
LUME	27
MARMI CLASSICI	28
ULTRA	29
MB3	30
MILAN	31
NORTHON	32
OBI	33
ORIGAMI	34
PARADIGM	35
PISA GOLD	36
ROMESTONE	37
RIVER LAVA GREY	38
SOFT PULPIS GREY	38
ST GERMAIN	39
STONEBOX MULTICOLOR	40
STROMBOLI COLOURS	41
TUNDRA	42
ULTRA AGATA	43
ZELLIGE	44
SOUTHERN CROSS	45
TIMBER-LOOK TILE	46
OLDEN	47
NOVA	48
ROVERWOOD	48
WOOD XTRA	49
LUTHIER	50
TAVOLA	50
TERRAZZO	52
TRENDS IN TILES	53
CRAFT	54
COLORI	54
CRUSHED TERRAZZO	54
BRIO	55
HILTON	55
VENEZIA	56
VENICE VILLA	58
MOSAICS	60
KEYS	61
COMPACT MOSAICS	61
MINI VEE MOSAICS	62
VEE & PENNY ROUNDS	62
OUTDOORS	63
STROMBOLI	64
BLUESTONE	66
PORCELAIN PAVER RANGE	68
INTERIOR & EXTERIOR CLADDING	70
ALPINE	72
UNIKA BATHROOMWARE	79
PRO-JACK TILE SYSTEM	83
SUPPORTING PRODUCTS	84
STORE DETAILS	87



SELECTED RANGES EXCLUSIVE TO TILE WAREHOUSE
ATTRIBUTE TO ATTAINING HOMESTAR™ POINTS.



10 Year Guarantee



*Start your
Design and Selection
at Tile Warehouse
with market leading
selections of Tiles,
Outdoor Paving, Alpine
SPC Stone-composite
flooring, Bathware
and Taps.*



Why Tile Warehouse?

- We are NZ's market leader with the largest stocked range.
- We source the latest ranges and trends from Italy, Spain and around the world.
- Our trained consultants understand about tile and design and will help you create your dream space be it your bathroom, living room, kitchen, feature wall, pool or patio.
- We have a store near you with 30 stores nationwide.
- We import all our ranges ourselves so that we only offer first quality product covered by our 10 year Guarantee.
- We have the best range of tile timber - economical and hardwearing for all living spaces.
- We are the industry experts and we make design and selection easy.



ROVER BEIGE



BALTIMORE GREY & WHITE

Effective 5th November 2021

DID YOU KNOW? *There has been a Build Code change for flooring*

E3/AS1 Internal Moisture Code Change

As from the 5th of November 2021 the acceptable solution E3/AS1 for internal moisture no longer allows for timber-based or overlay flooring in areas that contain sanitary fixtures or sanitary appliances, this summary will include:

- Bathrooms
- Kitchens
- Laundries
- Toilets
- Any other wet area that includes a basin, tap, toilet or sink.

Wood & Water Don't Mix!

Wood based flooring like laminates are now excluded as flooring options in wet areas.
Acceptable flooring options are Tiles and full sheet vinyls.
These are the acceptable solutions under the Building Code.

So the following floor types are excluded unless there is an independently appraised and/or approved alternative solution by the Council. Timber-based materials due to water absorption and longevity issues are unlikely to be easily and smoothly approved by councils or by BRANZ.

- Solid timber flooring
- Laminate Flooring
- Engineered wood flooring
- Hybrid flooring that has wood or cellulose

Tile Warehouse has the preferred acceptable solution (Tile and Stone) to help you design and meet the code.

We have multiple designs and sizes in the following formats:

- Timber looking porcelains in 1200x200mm
- Large format tile in 800x800mm, 1000x1000mm or 600x1200mm: exceptional design alongside compliance with code.
- Ecologically-friendly solutions, that last the test of time as they are inert when coming into contact with moisture.

Please visit our website to view ranges that will assist you in designing with tile in accordance with this NZ Building code amendment.

The Team @ Tile Warehouse



Scan this QR code for detailed information.

www.tilewarehouse.co.nz


Tiles for *Living*

FRAGMENTA GRIGIO MILANO

Tiles are an acceptable flooring for all areas of the home and one of the few options available to achieve continuous flow, as recommended by designers.

We have multiple designs and sizes in the following formats:

- Timber looking porcelains in 1200x200mm
- Large format tile in 800x800mm, 1000x1000mm or 600x1200mm: exceptional design alongside compliance with code.
- Ecologically-friendly solutions, that last the test of time as they are inert when coming into contact with moisture.





HELSINKI



BALTIMORE CARAMEL



WOOD XTRA HONEY | Photo compliments of Jennian Homes, Paerata



LUTHIER BROWN



Tile is the only product that can be used throughout the home from interior spaces and into the outdoors. Tile Warehouse have a substantial range of tiles with both options in a range of colourways, for total house flow.

NORTHON ALMOND



EGO CHARCOAL

AMAZONAS MANAUS

3D decorative wall tile in 300x900mm.
Intricate patterning and perfect for
splashbacks, showers, and any internal walls.



NORDICA



HAYA



FRESNO



ROBLE



CEREZO



AMAZONAS RIO

A tranquil, linear timber 3D decorative wall tile
– very Balinese/spa vibes. 300x900mm



NORDICA



HAYA



FRESNO



ROBLE



CEREZO





ARMANI

600x600mm, Bianco and Dove in Matt and Polished finishes + 800x800mm, Bianco and Dove in Matt finish. PEI 4.



BIANCO



DOVE



BALTIMORE



Baltimore is a Jura stone look available in size 1000x1000mm in White, Grey and Caramel in both Neo Skin, and Neo Grip finishes + White in size 300x900mm. PEI 4

NeoSkin achieves extra depth and texture to better replicate we are closer to nature.
Neogrip is a new soft touch finish - an anti-slip finish with a soft touch underfoot.

NB: 300x900mm suitable for walls only.

NEOSKIN[®]
 PORCELANITE REAL SURFACE

NEOGRIP[®]
 PORCELANITE SOFT TOUCH



WHITE



CARAMEL



GREY




BLACK COFFEE

SUP RESISTANCE
R10
CLASSIFICATION

600x600mm in Matt finish featuring an undulating surface like slate.
Available in: Silver Grey, Ivory and Charcoal. PEI 4.


FULL BODY
PORCELAIN!



IVORY



SILVER GREY



CHARCOAL




BORRIANA


Stunning & versatile wall tiles in on-trend colourways. Available White, Beige, Clay, Ocean, Light Blue and Green. Gloss finish, size 125x125mm.




WHITE



BEIGE




CLAY



OCEAN



LIGHT BLUE



GREEN





BRUSSELS



A strongly veined calacatta-look with the most stunning white background. Available in both Matt and Neogrip finish. Neogrip is a finish that's designed to feel like a matt tile however has excellent grip properties when wet - in fact, it passes at a 0.54 slip rating!

Because of this innovative finish, Neoskin, Brussels feels beautiful underfoot.

White Matt & Grip finishes 1000x1000mm | PEI 3

Living rooms are special places where we gather to entertain our friends and family. Your living room can be a statement in style and individuality. Choose high gloss polished tiles for a luxurious finish or matt tiles for a modern, contemporary look.

NEOSKIN
PORCELANITE REAL SURFACE

tile
warehouse
for design inspiration



CALACATTA REALE

A gold-carrara look
porcelain available in
600x600mm in Matt and
Polished finishes. PEI 4.





CARRIBEAN



Whether on the floor or on the wall, Moroccan-look tiles are the perfect accent tile in any room. Either in soft subtle hues or bold contrasting colours, the intricate patterns available offer visual interest for splashbacks to floors.

205x205mm | R10 and PEI 4



PERFECT
FOR
INDOORS
& OUT!

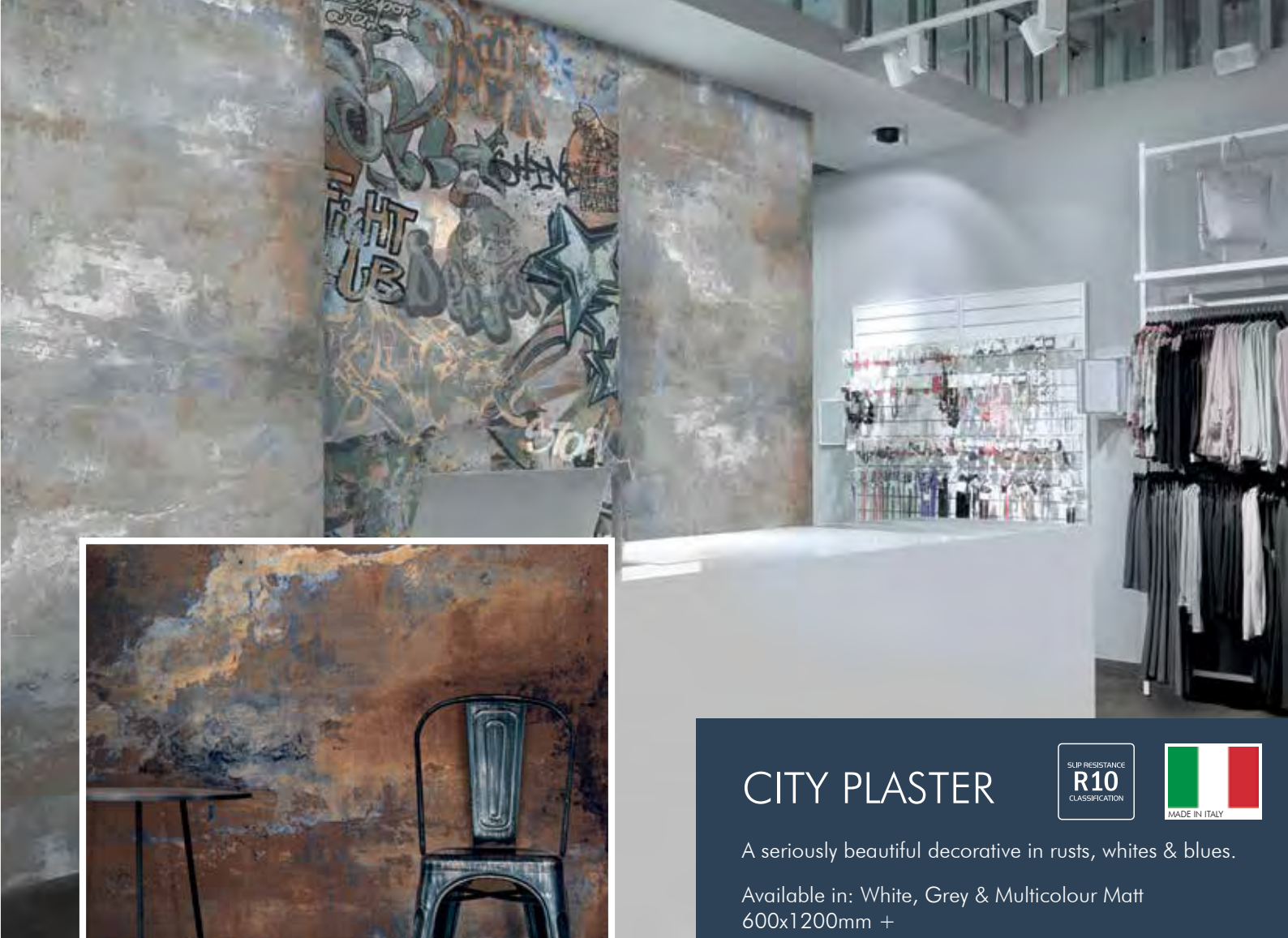


CARRIBEAN CURACAO



CARRIBEAN ANTIGUA





CITY PLASTER

SLIP RESISTANCE
R10
CLASSIFICATION




MADE IN ITALY

A seriously beautiful decorative in rusts, whites & blues.

Available in: White, Grey & Multicolour Matt
600x1200mm +


White & Multicolour Graffiti Matt Décor 600x1200mm.
R10 and PEI 3-5 depending on colour.



CITY PLASTER - WHITE



CITY PLASTER - GREY



CITY PLASTER - MULTICOLOUR



CITY PLASTER - WHITE GRAFFITI



CITY PLASTER - MULTICOLOUR GRAFFITI



CONCEPT 1



Concept 1 is about design, form and function at its finest.


A stunning pattern - matt background with a polished raised texture. A dry-powdered surface on the tile makes it suitable for high foot traffic areas.

This tile makes a statement in flooring and also makes an amazing feature wall or splashback.

Size 600x1200mm in Ink and Ash.



CONCEPT 1 INK



CONCEPT 1 ASH




ELBA



300x900mm
 Colours: Nacar, Gris and Arena
 Wall only



NACAR




GRIS



ARENA



THROUGH-BODY



BIANCO GRECO



GRIGIO LUMINOSO



GRIGIO MILANO



NERO OMBRATO

FRAGMENTA




A collection of through-body stone-effect tiles with surprising technical features and a timeless aesthetic. The three available surfaces allow for infinite solutions to meet contemporary design requirements, where quality, performance and tradition blend to become one.


The skillfully balanced colour nuances and the natural stone effect create a unique atmosphere in residential settings and public spaces. There are no limits to design creativity; the infinite variations maintain the highest technical features and ooze character and functionality.

Available in Bianco Greco, Grigio Luminoso, Grigio Milano and Nero Ombrato in soft finish, 600x600 and 600x1200mm (R10), and structured finish 600x600mm (excluding Bianco Greco).

Tiles & Thermal Mass – What you need to know

*What is Thermal Mass and why should you know about it?
Thermal mass works by using a simple principle of physics: heat moves from warmer surfaces to cooler surfaces. Tile has a high thermal mass calculation as unlike carpet & timber, the clay is able to absorb heat during the day and release it in cooler evening periods. An added bonus is that because tiles absorb the heat, in summer they'll provide a cooling effect in living spaces during a hot day.*





FUORITONO



Available 100x300mm in Bianco Lucido, Bianco Opaco, Grigio Lucido, Grigio Opaco, Nero Lucido, Nero Opaco, Petrolio Lucido and Petrolio Opaco.

Also in Bianco, Grigio, Nero and Petrolio in a *Rombo* shape (13.7x24cm).




All four colours come in Gloss and Matt finishes. Rombo in a matt finish only. This range is perfect for installation for floors and walls. PEI ratings are 3-5 depending on colour.




BIANCO OPACO




GRIGIO OPACO



NERO OPACO




PETROLIO OPACO



NB: Hex's available on indent order.



BLANCO



GARDEN DECOR

HELSINKI



Helsinki from Spain has an aesthetically pleasing "soft touch" finish that feels as soft as skin with all of the stunning natural surface characteristics of porcelain tile. With its exotic mural, it meets the trend in decoration of natural and jungle styles.

Helsinki has a NeoSkin finish - a new technique - and a step forward in the production of materials.

A perfect option for those larger living areas, Helsinki will make a convert out of anyone attached to carpet!

Available in Garden Decorative and a matching plain Blanco in 1000x1000mm.

A trend for 2022 is nature-inspired interiors. Contact with nature blurs the border between interior & exterior creating amazing design opportunities.





IN FALDA

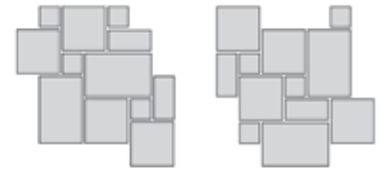


Modular sizes as listed on right in colours Marmo Primavera, Travertino Navona and Perlato Di Sicilia. All R10 and suitable for indoor + outdoor as it passes above 0.4. PEI 4.

Note the sizes on right that the boxes contain – these come as a pack of pre-mixed sizes to make it easier to lay. The layout is listed on each box on right – Modulare 39.

MODULARE 39 ■ A17 | MODULARE 39 R11 ■ A19

- One box contents:
- 20x40 - 8"x16" : 1 pc
- 40x40 - 16"x16" : 2 pc
- 20x20 - 8"x8" : 2 pc
- 40x60,8 - 16"x24" : 1 pc
- 0,723 mq



Solution 1

Solution 2

We recommend modular laying with a 4/5 mm 3/16" joint.





Other sizes available by indent order.



TRAVERTINO NAVONA



MARMO PRIMAVERA



PERLATO DI SICILIA

LOFT SYLVANIA & MINA GRAFTON



These 200x200mm porcelain tiles have a hint of weathering on the surface and edges emulating a well-loved and lived-in home. They work beautifully on floors or walls in every style from classic to bohemian-chic to urban. Functional and harmonious tiles, equally suitable for bathrooms, kitchens, foyers and living rooms. Adds a subtle and beautiful touch of elegance to any room.

PEI 4 | Matt

SLIP RESISTANCE
R10
CLASSIFICATION



LOFT SYLVANIA



Your bathroom is a canvas where you can express your unique style and create a highly functioning space at the same time. Tiles lend themselves perfectly to bathrooms as both ceramic and porcelain options are the most suitable surfaces for wet areas.

MINA GRAFTON



ARCHIPRODUCT'S
Best Design in Finishes!

LUME




Variations in colour and patterning create interplays of light which add vibrancy to spaces. Suitable for floors, walls and exterior walls and pools. Lume in 60x240mm has a decidedly contemporary appeal and ultra-glossy surface. Lay horizontally, vertical or herringbone!

PEI 4 | Gloss



Photo courtesy of Build 7.

Choosing a grout colour, for both floors and for walls, sounds a little boring but is actually an important decision and can make or break your tiled design. Grey, Black and White are the usual go-to but you don't have to be limited by colour. You can decide whether you want to make your grout colour a feature of the design, be neutral or to blend in with your tile colour.



LUME WHITE



LUME GREIGE




LUME MUSK



LUME BLUE



LUME GREEN



LUME BLACK



A highly polished porcelain floor adds a luxurious feature to a living area. Use large format tiles in beautiful neutral shades to create the perfect platform for your furniture and decorations.

MARMI CLASSICI



Large format tiles, the MARMI range is a porcelain replica of classic marbles with varied appearance & veining. Very difficult to tell the difference between these collections and Natural stone.

Available in 595x1195mm / 600x1200mm in several finishes. All of those colours are available in larger slabs as well.



BIANCO CARRARA




STATUARIO CLASSICO



ARABESCATO CLASSICO



FIOR DE BOSCO



BIANCO CALACATTA

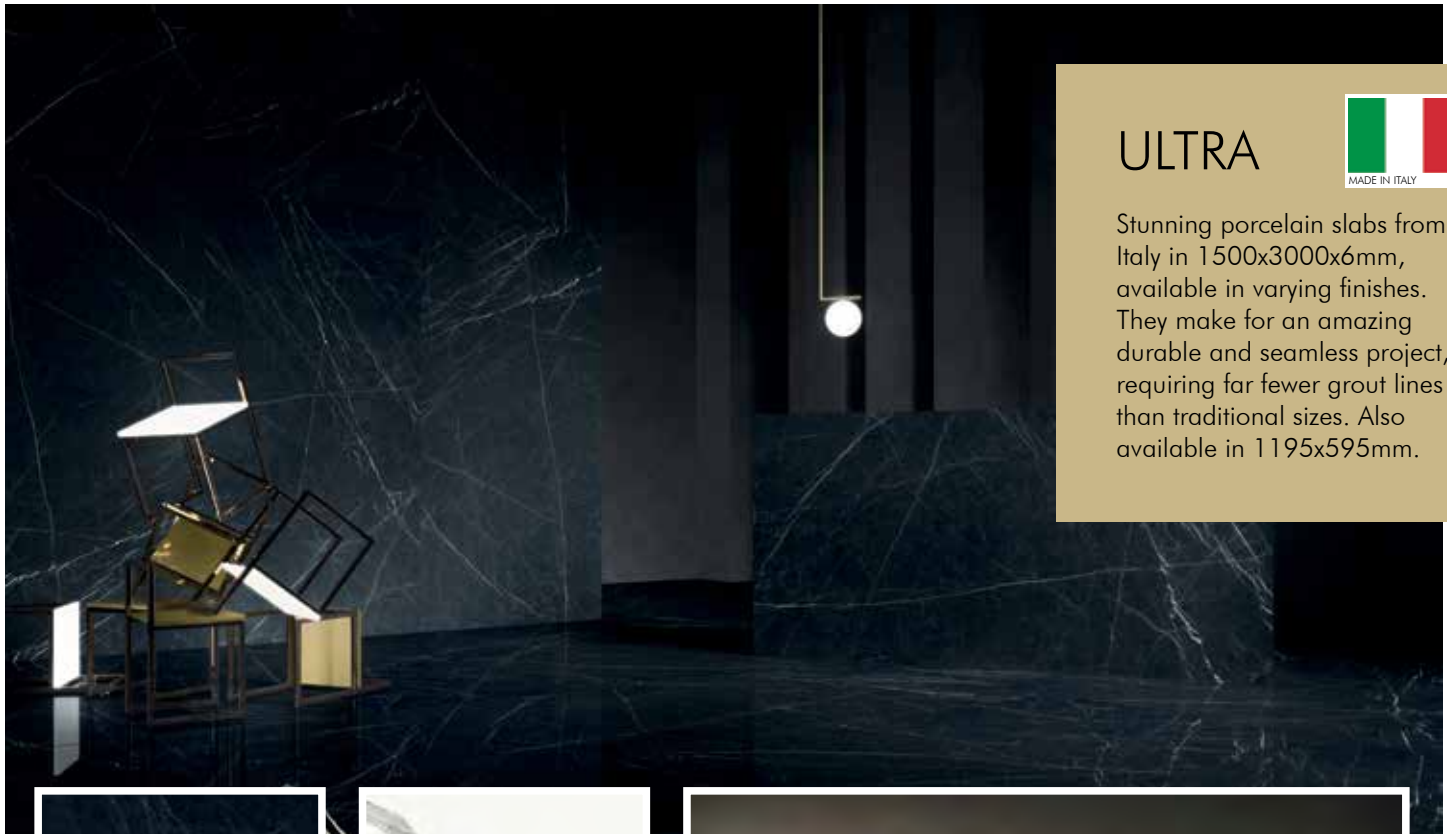


PULPIS GREY



NERO MARQUINA






ULTRA



Stunning porcelain slabs from Italy in 1500x3000x6mm, available in varying finishes. They make for an amazing durable and seamless project, requiring far fewer grout lines than traditional sizes. Also available in 1195x595mm.



NERO MARQUINA



STATUARIO



ULTRA VERDE – available by indent order

PRODUCT APPLICATIONS



Tile is not only beautiful, but it's also a healthier choice for internal living spaces plus it's sustainable. Because of the base nature of the product, ie: clay, tiles contain none of the chemicals of other flooring products that create health issues and are free of 'VOC's' (Volatile Organic Compounds).





MB3



MB3 from Italy is a stunning colour-body porcelain with a sweeping stone look. With a R10 and V3 rating and co-efficient result of 0.42, this is the perfect range for both interior and exterior spaces. Available in 600x600mm.

Colour-Body | Matt | R10 | V3

CREATE
INDOOR &
OUTDOOR
FLOW!



MB3 GHIACCIO



MB3 CENERE



MB3 EMATITE


MILAN

SLIP RESISTANCE
R10
CLASSIFICATION



Available in: Bianco, Greige and Grigio Matt
600x600mm and 600x1200mm. PEI 4.

If you or other family members in your household suffer from Asthma or allergies, use tile in your home as tiles are inhospitable to dust, mould, and bacteria.



BIANCO



GREIGE



GRIGIO



NORTHON

SLIP RESISTANCE
R10
CLASSIFICATION



Beautiful Spanish range in 600x120mm. A stone-look tile with a modern character, a compliment to Pietra Grey and the elegance of Art Deco interiors. The veins stand out and integrate perfectly with the rest of the elements, adding depth to the graphic. The details and the chromatics of natural stone is the essence of this series that gives a distinctive and refined ambiance.

Comes in 4 colours - Almond, Light Grey, Grey and Taupe

PEI 4 | Matt



ALMOND



LIGHT GREY



GREY



TAUPE

OBI



A contemporary floor tile in a large format, perfect for high traffic areas. Timeless terrazzo tile that offers a distinctive look in size 1000 x 1000mm – a coveted size for living areas. Available in Perla and Ceniza.



OBI PERLA



OBI CENIZA



In interiors as in fashion, metals are a hot trend. From warm gold, brass, and copper accents, to cool chrome and stainless steel, metal provides a sophisticated but understated element of 'cool' to any space and is a great way to soften a scheme with industrial elements. As a firm favourite with many homeowners and with its affordability, there is a high demand for metal and metal-look products.

ORIGAMI




Origami is a soft pressed metal range available in 3 colours. Make your space pop! 300x900mm / Metallic finish

Wall only | Interior



ORIGAMI WHITE



ORIGAMI STEEL GREY



ORIGAMI STEEL GOLD



PARADIGM

A comprehensive, full range of options! R10 rating and water absorption of below 0.5%. Perfect for interior as well as exterior use in warm or colder climates. Available in size 600x600mm (both matt & grip) and in 600x300mm (Matt). Also available in matching Bullnoses in Light Grey and Grey 350x600mm.

PEI 4 | Matt & Grip | R10

CREATE
INDOOR &
OUTDOOR
FLOW!


Choosing tiles can be a challenge so visit the people that make design and selection easy, Tile Warehouse. We undertake extensive training of our staff, not just in tile technology but also in design and colour.




PARADIGM WHITE




PARADIGM LIGHT GREY



PARADIGM GREY




PARADIGM TORTORA



PARADIGM GRAPHITE



PARADIGM WHITE STRIP



PARADIGM LIGHT GREY STRIP



PARADIGM GREY STRIP



PARADIGM TORTORA STRIP



PARADIGM GRAPHITE STRIP



PARADIGM WHITE HEXAGON



PARADIGM LIGHT GREY HEXAGON



PARADIGM GREY HEXAGON



PARADIGM TORTORA HEXAGON



PARADIGM GRAPHITE HEXAGON



PARADIGM BULLNOSE LIGHT GREY




PARADIGM BULLNOSE GREY




PISA GOLD



The PISA GOLD strong-veined bold design is inspired by timeless classical Macchia Vecchia marble. Available in 600x600 matt and pol, and in larger format sizes 600x1200mm matt and 750x1500mm pol.



PISA GOLD 600x600mm



PISA GOLD 600x1200mm



ROMESTONE

A realistic crosscut travertine-look in Bianco Matt and Polished finishes as well as Argento Matt 600x600mm.

R10 | PEI 4




ROMESTONE BIANCO



ROMESTONE ARGENTA


RIVER LAVA GREY


600x600mm in Grey, Matt finish. PEI 4.



SOFT PULPIS GREY

600x600mm in Matt and Polished finishes. PEI 4.





ST. GERMAIN

The Saint Germain series is inspired by the art of the Mediterranean tradition of handmade tiles decorated with watercolor. Available in 150x150mm in matt finish and rated R10. Suitable for floor and wall and comes in White, Black and Terre with matching decors; Montana, Bresson, Denis and Renoir.



SLIP RESISTANCE
R10
CLASSIFICATION




MONTANA




BRESSON



DENIS



RENOIR



WHITE



BLACK



TERRE



© Copyright 2017 Gruppo Porcelanosa Industrie Ceramiche spa. All rights reserved.



STONEBOX MULTICOLOR

SLIP RESISTANCE
R10
CLASSIFICATION



A porcelain play on the famous *Rich Autumn* slate, this stunning tile is beautifully versatile. PEI 4.

Available in: Matt 600x600mm in R10 finish that passes above 0.4 so good for indoor/outdoor applications.





STROMBOLI COLOURS

A stunning glazed porcelain series in size - 92x368mm.

There are many layouts possible with this range. Create many different patterns and styles. Designed to emulate the colours from the depths of the earth, this is a beautifully soft and subtle range with many different faces to create a natural looking space.

PEI 4 | Matt



STROMBOLI WHITE PLUME



STROMBOLI ROSE BREEZE



STROMBOLI OXBLOOD



STROMBOLI BLACK CITY



STROMBOLI BAHIA BLUE



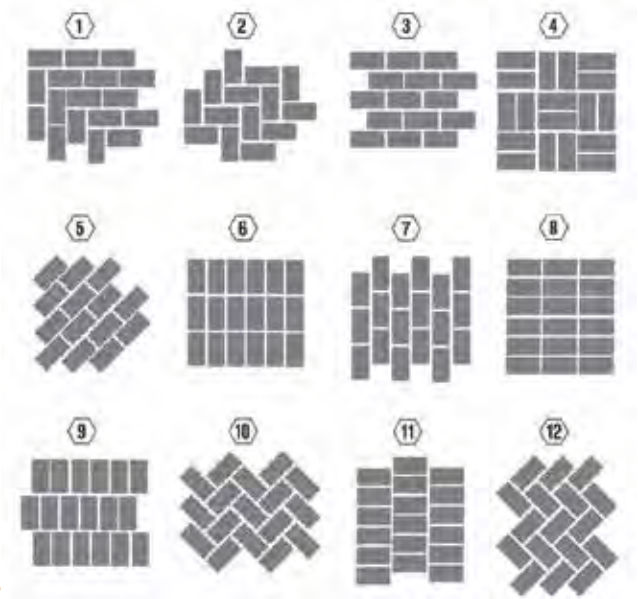
STROMBOLI GLASSY BLUE



STROMBOLI VIRIDIAN GREEN



Subway tile hit the scene during the early 1900's when it was put in underground train stations in New York. People were inspired and began using it in their homes, adding it to their kitchens & bathrooms. The most common installation practices for subway tiles are herringbone, stacked, offset, step-ladder and cross-hatch.





TUNDRA

SUP RESISTANCE
R10
CLASSIFICATION


A rich pattern with intricate veins, creating endless designs. Available in: White, Grey, Mid Grey, Dark Grey.

Polished and Matt 600x600mm. PEI 4. Matt finish is R10.

Matching Pavers 600x600x20mm also available by indent order.




WHITE





GREY



MID GREY



DARK GREY




ULTRA AGATA



Ultra Agata, a new collection named after the hard stone it is inspired by and that it recreates with astonishing accuracy. Irregular bands, often concentric and in contrast with each other, create a surface with a strong decorative value, where translucency, depth and opacity merge in a continuum of overlapping colours.

The collection is available in 3 intense, striking shades, 2 of which we stock, that respectively explore hues of brown and blue, while the Lucidato Shiny finish enhances the surface and adds vigour, highlighting the shades of colour.

Manufactured in size 3000x1500mm and with a thickness of 6mm, the products in the Ultra Agata collection are able to respond to the most diverse architectural design needs, and can be used for any kind of luxurious furnishing accessories.



ATENA




BLUE




BLACK





ZELLIGE GESSO



ZELLIGE ARGILLA




ZELLIGE SALVIA




ZELLIGE CIELO



ZELLIGE CHINA



ZELLIGE BOSCO



ZELLIGE CORALLO



ZELLIGE CARBONE



ZELLIGE PETROLIO

ZELLIGE




Moroccan tradition meets industrial ceramics. The hand-crafted look tiles in the Zellige series have a glossy finish and visible variations in tone. Random installation creates a blend effect, in which the colours vibrate strongly. 100x100mm.

Wall only | Gloss

* Not recommended for floors.

SOUTHERN CROSS CERAMICS

2022 ranges from Southern Cross! Exclusive to Tile Warehouse.*



SOUTHERN CROSS ARTISAN

SLIP RESISTANCE
R10
CLASSIFICATION



Inspired by traditional encaustic cement tile, Artisan has the look and feel of a hand-made product - each piece varies slightly in pattern and texture. This is part of the beauty and rustic character of the design.
Decorative Porcelain in 200x200.

23
DESIGNS
AVAILABLE



SOUTHERN CROSS CARAVELLE

Decorative Porcelain in 300x75 / 100x100 / 100x300mm. 2 Shapes available Subway and Squares.



SOUTHERN CROSS INFINITY

36
COLOURS
AVAILABLE

Infinity is a collection of designs on a 300x600mm wall tile, designed to create a beautiful textural feature wall in your home.



BRIGHTON ONYX



RICHMOND DUCK EGG



KOI MING

TIMBER-LOOK TILE



TIMBER-LOOK TILE

Timber has long been a coveted look for floors but has the added worry of damage from pets, high heels, and scratches, along with fading and water absorption. For this reason, timber-look tile continues to attract. Given its ability to look warm and inviting in living areas, foyers and in a full bathroom with both walls and floors, it's not surprising that wood-look tile is a popular choice for builders and renovators. It's also the perfect option for underfloor heating in Bathrooms and all living areas!

Check out some great options here for your project. Tile Warehouse has the largest selection of timber-look tile in the country!




OLDEN

From Brazil, OLDEN represents an aged painted look with a twist. Suitable for all internal spaces, it is available in sizes 190x1170mm and 584x1170 mm.

Perfect for living rooms, bedrooms and large living spaces to bring an element of warmth to the home.





NOVA

New and affordable wood-look timber tile in size 200x1200mm in Matt finish.



NOVA CASHMERE



NOVA EBANO



NOVA HAVANA

Available in interior as well as exterior finish!

ROVERWOOD

A stunning warm timber-tile range in 2 colours and 2 finishes. Natural and Pine in matt finish and brushed finish – size 200x1200mm. Brushed finish passes at 0.60 so perfect for internal and external matching timber. Great for a nice warm kiwi looking space! These are seriously stunning and really emulate natural timber.



ROVERWOOD NATURAL



ROVERWOOD PINE



WOOD XTRA

Adding to our affordable XTRA series is the timber look WOOD XTRA in 1200x200mm in Honey and NEW colours: Eucalyptus, Kauri, Oak, Tea and Bark. Realistic timber look complete with knots. Inviting for living rooms and spaces that call for warm ambience.



HONEY



EUCALYPTUS

NEW
COLOURS!



KAURI



OAK



TEA



BARK



LUTHIER



Another take on the popular timber decorative range is Luthier. 2 Decors (wall only) in 600x600mm + 2 planks in 200x1200mm and the Line Mix 3D decor in 300x1200mm. This range can accommodate design throughout your entire living space! Great for residential and commercial spaces in living rooms, bedrooms, bathrooms, foyers and kitchen.

PEI 5 | Matt
 Décors - Wall only
 Planks - R10



Your laundry space needn't be boring and monochrome. Have fun with a Moroccan pattern or a colourful subway wall tile.



LUTHIER BEIGE PLANK




LUTHIER BROWN PLANK



LUTHIER LINE MIX



LUTHIER BEIGE DECOR



LUTHIER BW MIX DECOR




TAVOLA BEIGE DECOR




TAVOLA NOCE DECOR



TAVOLA MIX DECOR



TAVOLA BEIGE



TAVOLA NOCE

TAVOLA

A porcelain, wood-look feature tile in 600 x600mm – for floors and walls. Available in 3 colour patterns; with matching timber tile in Beige and Noce of 200x1200mm. The timber planks have 30 faces so this is a realistic timber look. PEI 4 | Matt





Terrazzo



TERRAZZO



Trends in tiles

Featured above: *Venice Villa*

Terrazzo in all shapes and colours remains a dominant trend in 2021. With its decorative speckled design and soft textural pattern, Terrazzo is endlessly stylish and versatile and is fast becoming an interior favourite as a more affordable alternative to marble or granite.

There are virtually unlimited colour and pattern options – fragments can be anything from marble to quartz, glass, and metal. Such mixes create depth and texture, whilst a smooth finish keeps the look modern and easy to maintain once installed. At Tile Warehouse we only import A-grade quality tiles, many of them full-body* and even-through bodied such as the Venice Villa range.

Tile imitating concrete coating, known as *Terrazzo*, has gained popularity. Each piece offers a real interplay of colours that capture and reflect light, enhancing homes and commercial spaces. *Terrazzo* dates back to ancient Greece, when the floor was laid out with pebbles and then cemented. In this case, natural materials were used: limestone, marble, glass, stone. Today, such a floor can be seen in both residential and commercial buildings across the world!

If you love this style of design, it's a fabulous way to create a fresh look that may not date a space as easily as other trends.

NATURE-INSPIRED



Featured above: *Helsinki, Fragmenta, Lume*

Another emerging trend for 2021 is nature-inspired interiors. Contact with nature and natural surroundings blur the borders between exterior and interior and create some amazing opportunities in architecture and design.

As the world around us pauses to breathe and reflect, more and more of us are gaining pleasure from working from as well as relaxing in, our homes. So, it follows that preferred colour palettes in 2021 and beyond during renovation or building decisions will emulate nature. Think lush greens, deep moss tones, and the rich, rustic reds of autumnal leaves.

Modern design in tiles makes extensive use of neutral colours, and this remains the topic for bathroom tile trends. Bright colours such as blue, red, and yellow will not be trend contenders in the near future. Instead, homeowners are increasingly falling in love with calm colours - light neutrals such as grey and cream and greens in various shades.

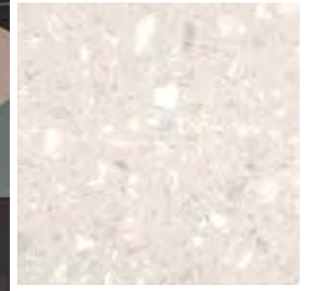
Green in all its many forms is inherently tranquil and connected to nature and why choosing tiles from this colour palette will have longevity. Natural shades found in interior items such as rattan, sisal, bamboo, and wood complement green colourways which is why this is an emerging trend in tile choice likely to stay for some time.

Since we spend so much time indoors, a touch of greenery can add the benefits of biophilia to a room.

Whether it be a new build or renovation, at Tile Warehouse we have an unequalled design range for pulling off a wide range of interior design styles, from contemporary to classic.


CRAFT

Bianco 600x600mm



COLORI

Available in Cenere and Antracite. 600x600mm.



CENERE




ANTRACITE

CRUSHED TERRAZZO

SLIP RESISTANCE
R10
CLASSIFICATION

Available in Pearl, Ash and Anthracite. 600x600mm.



PEARL



ASH

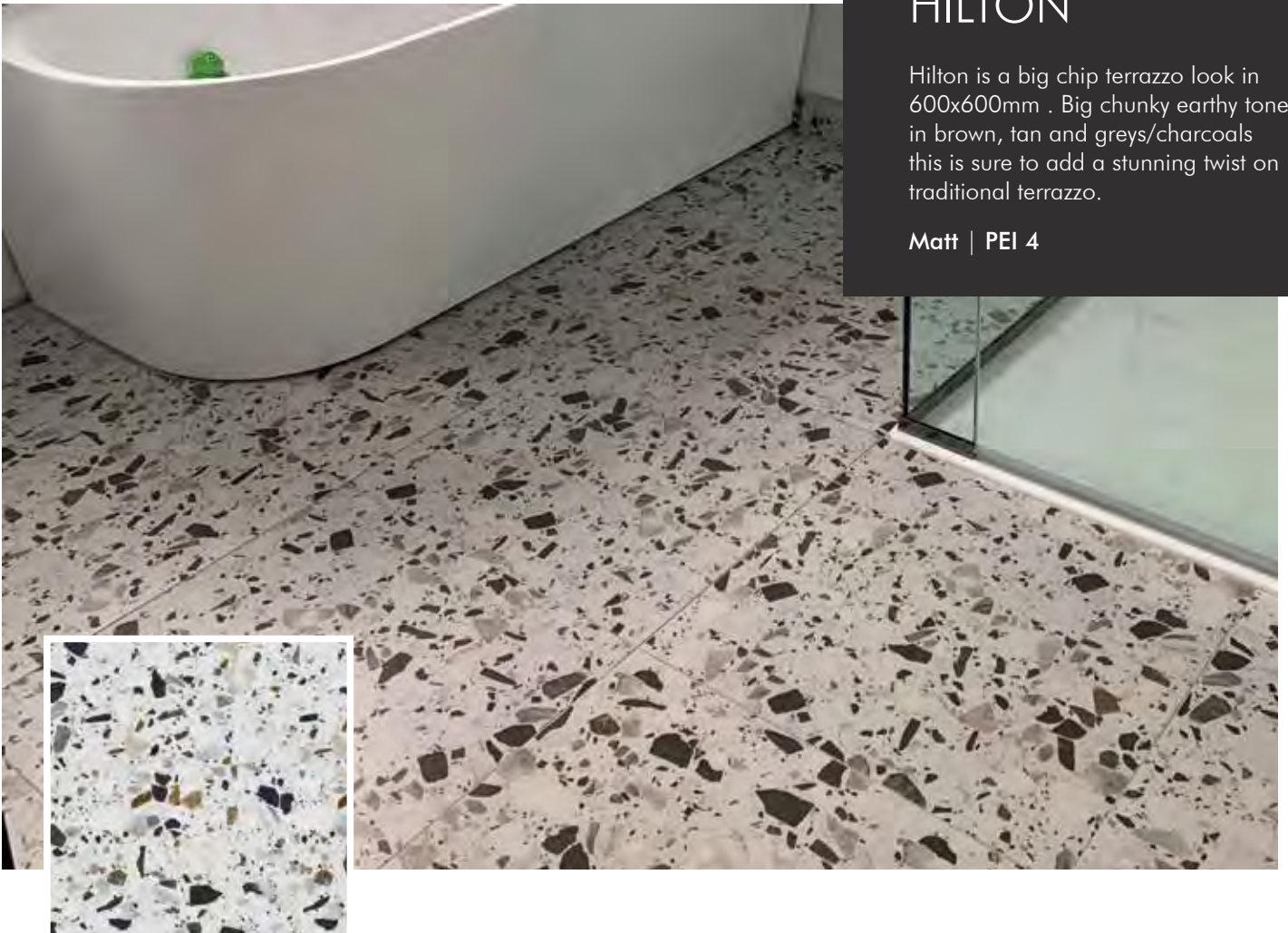



ANTHRACITE



BRIO

800x800mm in Taupe and White,
Matt finish. PEI 4.



HILTON

Hilton is a big chip terrazzo look in
600x600mm . Big chunky earthy tones
in brown, tan and greys/charcoals
this is sure to add a stunning twist on
traditional terrazzo.

Matt | PEI 4



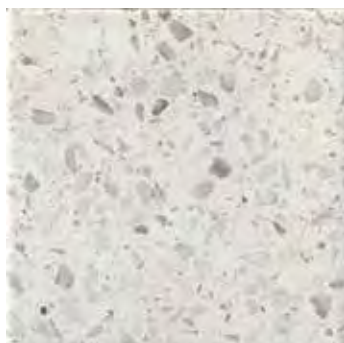
VENEZIA



Nicknamed "La Serenissima" meaning serene, this fabulous and coveted 600x600mm Italian range offers the traditional nature of the terrazzo look.

Colours available: Venezia Bianco, Venezia Grigio and Venezia Nero.

Matt | PEI 4




VENEZIA BIANCO



VENEZIA GRIGIO



VENEZIA NERO





VENICE VILLA



VENICE VILLA reinterprets the famous Venetian 'terrazzo', combining the appearance of crushed marble fragments with the excellent properties of full body porcelain. A real interplay of colours that capture and reflect light, enhancing homes and commercial spaces.


Size 600x600mm.

Full Body | Matt | R10




If you're looking to give your home a luxury look without the expense of using real marble or granite, then terrazzo tiles are the perfect option. With a wide choice of colour variations and patterns, these tiles provide excellent versatility for pulling off a wide range of interior design styles, from contemporary to classic.

STOCKED COLOURS:



VENICE VILLA WHITE




VENICE VILLA BEIGE




VENICE VILLA YELLOW



VENICE VILLA ZINC




VENICE VILLA PINK




VENICE VILLA BLUE




VENICE VILLA IVORY



VENICE VILLA GREEN




VENICE VILLA GREY




VENICE VILLA SILVER



VENICE VILLA CORAL



VENICE VILLA EARTH



VENICE VILLA GRAPHITE


INDENT ORDER:

Terrazzo remains a solid trend for 2022. With its decorative, speckled design, often in neutral colours, it is endlessly stylish and versatile for all areas of the home.



Mosaics






KEYS

White and Black Mosaics
 sold in 300x300mm
 sheets, thickness 6-8mm.
 15x145mm chip size.

PEI 1 | Matt



WHITE




BLACK



COMPACT MOSAICS

Adding to our Compact range, a popular concave-designed mosaic. Create a bit of interest with a subtle texture. Colour additions; Blue, Lyme and Red. PEI 4. Used on The Block, Australia these have been a hit.



WHITE



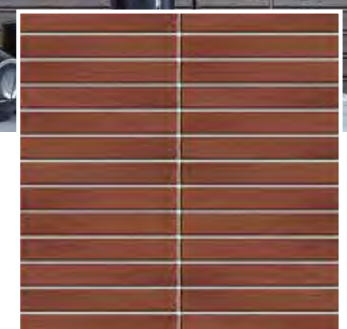
GREY



BLUE



LYME



RED

MINI VEE MOSAICS

Mini Vee mosaics are sold in sheets sized 290x285mm. Available in Black or White.

Matt



WHITE



BLACK




VEE & VINTAGE

Copper is still incredibly on-trend this year and absolutely loved by designers!

Vee Copper & Brass 255x290mm.


Vintage Copper & Brass Rounds 23mm diameter.




VEE COPPER



VEE BRASS



VINTAGE PENNY ROUNDS COPPER



VINTAGE PENNY ROUNDS BRASS

Outdoors



Tile Warehouse has one of the largest ranges of Outdoor grip and structured tiles. Many of our indoor ranges also feature exterior options to create flow between your living and outdoor areas.

Please use this QR Code to view current ranges.





STROMBOLI



Indoor, Outdoor and Pool tiles – the total solution for your home.

Light GRIP 600x600mm / 600x1200mm
 Silver GRIP 600x600mm / 600x1200mm
 Light & Silver available in 310x330mm Peldano Nosing and 330x1200mm Straight Step Nosing.

PEI 4 | Structured / Exterior

STROMBOLI ACCESSORIES

Accessory products such as gratings, edgings & corner pieces are available by indent order.



STROMBOLI CORNER



HAWAII GRATE SUPPORT



CERAMIC GRATE



CORNER CERAMIC GRATE



HAWAII CURVE GRATE (11 pieces)



HAWAII CURVE GRATE (1 piece)



STROMBOLI LIGHT



STROMBOLI SILVER



STROMBOLI PELDANO NOSING, LIGHT GREY



STROMBOLI STRAIGHT STEP NOSING 120x33



STRAIGHT STEP 31.6x33



HAWAII EDGE



HAWAII GRATE CURVE SUPPORT



HAWAII CURVE EDGE



33x33 STRAIGHT ANGULAR STEP



18X50 SILL



FULL STEP 120x33





The options for outdoor spaces are numerous! These days, advanced technology means porcelain tiles emulate natural stone with colour running through the entire tile. They are also frost and stain-resistant whilst their slip-resistant finish makes these tiles perfect for outdoor use, especially around pools and outdoor entertaining areas.




BLUESTONE

Bluestone porcelain tiles are an emulation of the stunning 'Bluestone' which dates back to the 1800's. Bluestone is visually distinctive and has come to represent a sophisticated urban renewal. Specially designed with extraordinary attention to detail, this design is intricate, nuanced, rich and stunningly beautiful.

This indoor and outdoor range comes in size 600x600mm, in both 10mm and 20mm thicknesses with matching bullnose tiles. Grey and Charcoal also available in mosaics. With 40 faces/patterns, this range is ideal for both residential and commercial projects - decks, pools, walkways and balconies. In addition a bullnose, 80 faces, has been produced to meet the needs of stairs and pool surrounds.

The Bluestone series comes in Silver, Grey and Charcoal. Co-effic. of friction = 0.65 for 20mm and 10mm external tiles - R10 finish on the matt 600x600mm.



SILVER



GREY



CHARCOAL


TILE WAREHOUSE PORCELAIN PAVER RANGE

20mm Porcelain Pavers are twice the thickness of most tiles and have all the benefits of a regular porcelain tile. They are the ideal paving solution in that they will not stain, fade and require no treatment. They are also easy to install. Porcelain pavers and slabs can be laid dry on sand, grass, or gravel or they can be laid on concrete with adhesive, as you would a traditional porcelain tile.

Another alternative is to lay them using adjustable, raised supports such as our Pro-Jack supports with open joints allowing for drainage and providing a level tiled area out from doors to exterior living areas. Porcelain pavers tend to be more interesting in design compared to traditional pavers, and they often complement a 10mm porcelain range. This way they can be used both inside and outside creating internal, external flow. Here are a few of our porcelain paver collections:

Bluestone

Create indoor/outdoor flow with the Bluestone flooring solution. Also available in 10mm and in matching 300x600x20mm bullnoses.



What are "Jack" tiles? Also known as Porcelain Pavers, 'Jack' tiles are usually 20mm thick and can be laid on grass or sand but also in conjunction with pro-jacks. Pro-jacks, available exclusively from Tile Warehouse, are pods that are required in some areas of NZ if tiles are installed on outdoor decks. They are also height-adjustable so the solution for outdoor areas that require tiles to be raised up to the level of an interior living space. This creates a level threshold for optimum indoor-outdoor flow.



Black Nero




Matching 10mm for indoor-outdoor flow.

Memphis Silver



Como Travertine





New York Paver



Paradigm

Also available in matching Bullnoses in Light Grey & Grey 350x600mm, and in matching 10mm in two sizes and finishes, hexagonals and decoratos.



Ext. Pietra Grey



Ext. Stone Grey



Quartz Grey



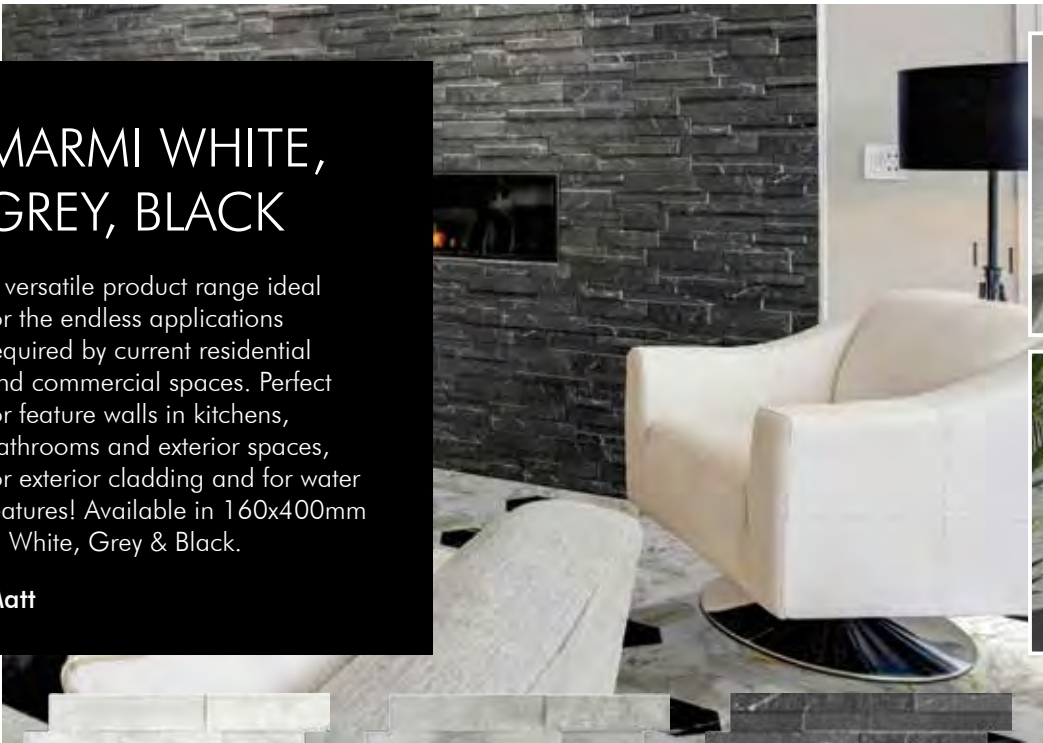
INTERIOR & EXTERIOR CLADDING

Choosing the right cladding for your home is an important decision. Considerations range from insulation and waterproofing to practical design and aesthetics. For centuries tiles have been successfully used as an exterior cladding material because of the diversity of look and design, as well as their durability characteristics.

MARMI WHITE, GREY, BLACK

A versatile product range ideal for the endless applications required by current residential and commercial spaces. Perfect for feature walls in kitchens, bathrooms and exterior spaces, for exterior cladding and for water features! Available in 160x400mm in White, Grey & Black.

Matt



MARMI WHITE


MARMI GREY

MARMI BLACK

ARGILLE

Designed for universal use and for this reason, chromatism, structure, shape and style become essential characteristics 160x400mm.


Matt



MINERALI

A natural-looking stone brick in various finishes. 75x385mm.

PEI 5 | Matt



MINERALI ARTICO

MINERALI ZINCO

SAMURAI

A versatile range ideal for the endless applications required by residential and commercial spaces. 75x385mm.

Matt



SAMURAI WHITE

FOR
EXTERNAL
CLADDING &
INTERIORS!

ROCK



Perfect for feature walls in
kitchens, bathrooms, exterior
spaces and cladding and even
water features! 75x385mm.

Matt





ALPINE European Oak, Versatile Homes



ALPINE Spotted Gum, Signature Homes

Alpine

ALPINE Stone Composite, the latest innovation in flooring! Providing exceptional durability, temperature stability and impact resistance.

An innovative click-together system alongside the pre-applied acoustic layer, allows for quick and easy installation.

14 colours available.

ALPINE is available in the preferred longer plank size; 230 x 1524mm.

Install ALPINE in: Kitchens, Living Areas, Entrances, Bedrooms and Hallways.

Designers and DIY option.



We have the full ALPINE system ready for installation with accompanying trims in various colour options available!



Alpine Plank End Trim



Alpine Plank Edge Trim




Alpine Stair Trim

THE ALPINE RANGE

Plank Size: 230x1524x6.5mm



ALPINE
European Oak



ALPINE
Blackbutt



ALPINE
French Oak



ALPINE **Black**
Roasted Oak



ALPINE
Tasmanian Oak



ALPINE
Californian Oak




ALPINE
Spotted Gum

Stone Composite Flooring Solution

14
COLOURS
AVAILABLE


Authentic Oak design



ALPINE
Clifton White




ALPINE
Chobe Oak



ALPINE
Golden Pine



ALPINE
Letaba Wood



ALPINE
Mara Coffee



ALPINE Maroela
Almond



ALPINE Safari
Leadwood

10 Year Guarantee

ALPINE
STONE COMPOSITE

ALPINE European Oak & Luthier, Urban Homes, Hamilton







Bathrooms are the place you start and finish your day, so it's important to create a special place that is practical yet provides the opportunity to relax. A small bathroom can actually benefit from a large tile. With fewer grout lines the walls and floor are less cluttered and the room visually expands. This concept is effective, because as our eyes see large tiles, our brain automatically associates them with a large space, in effect tricking it into thinking it is looking at a greater area than it really is. Large-format tiles also need less grout, less time to install, and require less maintenance.



unika

LIVING WITH TILE WAREHOUSE



Tile Warehouse are the exclusive suppliers of **UNIKA Bathroomware** with an extensive range of quality baths, taps, shower sets, basins, and toilets.

TAPS & SHOWERS

Backed by world-class engineering and the latest European design, our tapware commits to quality, style, and affordability.

Tile Warehouse *UNIKA* mixers use the best quality and hard ceramic cartridge made from advanced ceramic alloy with special coating protection. Our tap hardness and smooth exteriors maintain a consistent performance after 500,000 usages. The thick and uniform plating produces a superior smooth mirror effect and a lasting shiny finish.

We have an extensive supply of tap colours and finishes as well as shower mixers to complement any bathroom or kitchen interior.




The latest in European design and available in Matt Black, Chrome, Brushed Nickel, and now, Gold.

Visit our website for product ranges!
CLICK QR code here.



BATHS



UNIKA Baths are made from 6mm American acrylic with stainless steel frames. American standard acrylic has a durable surface with excellent thermal properties that, unlike many options on the market, retain water temperature for longer.



TOILETS



- *Install options of either top left or bottom inlets*
- *Easy-clean rimless design*
- *Soft close seat with quick release and stainless-steel hinge*

BASINS



PRO-JACK TILE SYSTEM

Innovative, design driven architectural solutions for raised floors. Italian design and manufactured! Affordable!



The PRO-JACK TILE SYSTEM is a pedestal support system for indoor and outdoor raised floors. PRO-JACK height is fully adjustable from a minimum of 35mm to a maximum of 500mm.

PRO-JACK is a modular fully adjustable system made of Polypropylene suitable for outdoor areas like roof tops, terraces, pool surroundings, pedestrian walkways, decks and patios and available in the self-levelling head version and a fixed head version.


More affordable than most deck jack systems on the market, it is also top quality Italian designed and manufactured PLUS it has aluminium trim finishing options which architects and home owners will see as excellent solution to complete finished edges.



tile warehouse



TILE WAREHOUSE SUPPORTING PRODUCTS





You will need cleaning and possibly sealant options for your tiles and stone. At Tile Warehouse, we offer a comprehensive maintenance range of Aquamix Cleaners. Ask our staff for our full Aquamix brochure or advice on usage. Products can be purchased instore.

TILE AND STONE MAINTENANCE AND CLEANING

Professional Solutions for Professional Results.
Aqua Mix® products have over 40 years of history leading the global stone and tile industry with innovative care and maintenance solutions.

Aqua Mix® products will leave your bathrooms bright and clean.

- ✓ Biodegradable Solutions
- ✓ Low and no VOC products
- ✓ Advanced Microban Technology



tile warehouse



DEVI[®]

by Danfoss

NZ's Quality Underfloor Heating System

20-year full service warranty: total bathroom replacement!



- European Standards!
Choose quality = worry-free
- One of the most **economical UFS** on the market!
Only 0.5c/kWH to 0.9c/kWH/m²



The DEVI underfloor heating system can be used under a variety of floor surfaces and offer an energy-efficient, gentle and lasting warmth. A great option for all living and kitchen spaces, bathrooms and entertainment areas.

EXCLUSIVE TO TILE WAREHOUSE

 **tile**
warehouse
for design inspiration

Design & Selection made Easy for 30 years!

STORES AND SUPPORT LOCATIONS

TILE WAREHOUSE SPECIALIST DESIGN STORES

WHANGAREI Tile Warehouse
27 Commerce St
09 459 6142
whangarei@tilewarehouse.co.nz

GLENFIELD, AUCKLAND
Tile Warehouse, 120 Wairau Rd
09 443 0138
wairau@tilewarehouse.co.nz

HENDERSON, AUCKLAND
Tile Warehouse
Cnr Tolich Place & Central Park Dr
09 836 0376
henderson@tilewarehouse.co.nz

ORAKEI, AUCKLAND
Tile Warehouse, 176 Kepa Rd
09 528 7049
orakei@tilewarehouse.co.nz

PENROSE, AUCKLAND
Tile Warehouse, 286 Church St
09 634 9555
penrose@tilewarehouse.co.nz

PUKEKOHE, AUCKLAND
Tile Warehouse, 208 King St
09 238 2484
tilewarehousepukekohe@extra.co.nz

HAMILTON Tile Warehouse
12 Keddell St, Frankton
07 282 0871
hamilton@tilewarehouse.co.nz

TAURANGA Tile Warehouse
18 Marsh St
07 578 4609
tauranga@tilewarehouse.co.nz

ROTORUA Tile Warehouse
74 Old Taupo Rd
07 213 1155
tilewarehouserotorua@gmail.com

TAUPO Tile Warehouse
2 Runanga St
07 378 1436
taupo@tilewarehouse.co.nz

HASTINGS Tile Warehouse
514 Omaha Rd
06 876 6349
hastings@tilewarehouse.co.nz

NEW PLYMOUTH Tile Warehouse
138 Gill St
06 759 8020
c.o.tilewarehouse@extra.co.nz

MASTERTON Tile Warehouse
395 Queen St
06 378 2716
tilewarehousemasterton@extra.co.nz

PARAPARAUMU Tile Warehouse
Cnr Kapiti Rd & Te Roto Dr
04 296 1178
paraparaumu@tilewarehouse.co.nz

WELLINGTON Tile Warehouse
Unit 7A, 33 Kaiwharawhara Rd
04 473 9659
wellington@tilewarehouse.co.nz

PICTON Tile Warehouse
4 York St
03 573 8453
paulpower@extra.co.nz

NELSON Tile Warehouse
157 Rutherford Street
03 548 0111
info@tilewarehousenelson.co.nz

GREYMOUTH Tile Warehouse
171 Shakespeare Rd
03 768 0223
info@rhodesmonumental.co.nz

CHRISTCHURCH Tile Warehouse
3 Lester Ln, Addington
03 423 1696
christchurch@tilewarehouse.co.nz

CROMWELL Tile Warehouse
9 McNulty Rd
03 445 0084
info@tilewarehousecromwell.co.nz

WANAKA Tile Warehouse
6 McCormick Street
03 443 1473 | 027 317 9262
sales@tilewarehousewanaka.co.nz

DUNEDIN Tile Warehouse
124 Crawford St
03 470 1199
info@tilewarehousedunedin.co.nz

INVERCARGILL Southtile
654 North Rd, Waikiwi
03 215 9179
stew@southtile.co.nz

GENERAL FLOORING STORES

KERI KERI Tile Warehouse
2 Homestead Rd
09 407 1135
nathalie@eurodesignstyle.co.nz

WARKWORTH Tile Warehouse
/Flooring Xtra, 51 Woodcocks Rd
09 422 2275
warkworth@flooringxtra.co.nz

WHITIANGA Flooring Xtra
68a Albert St
07 866 2836
tiles.whitianga@flooringxtra.co.nz

THAMES Flooring Xtra
90 Kopu Rd
07 868 7608
thames@flooringxtra.co.nz

WHAKATANE The Bathroom Store
24 Commerce Street, Whakatane
07 307 2999
thebathroomstore@hotmail.co.nz

GISBORNE Tile Warehouse
162 Kahutia Street, Gisborne
06 867 6527
tileandheatingcentre@gmail.com

BLenheim Hubbers Flooring Xtra
1 Colemans Rd
03 577 8848
blenheim@flooringxtra.co.nz

ASHBURTON
Redmonds Furnishing & Flooring
The Arcade, 174 Burnett St
03 308 8347
flooring@redmonds.co.nz

TIMARU Dores Carpet Court
41 Bank St
03 684 4049
info@dorescarpetcourt.co.nz



For store opening hours & days, please visit our website www.tilewarehouse.co.nz/about-us/find-a-store



Making Design & Selection Easy for over 30 years!