

# Artisan Interiors

MADE BY NATURE, FINISHED BY HAND

**Resene**   
Construction Systems

**ROCKCOTE®**



Beautiful, natural  
interior finishes  
that evoke timeless  
elegance.







# Contents

- 04** ARTISAN INTERIORS
- 06** CLAY DECOR
- 12** MARRAKESH
- 16** FITZROY PLASTER
- 20** OTSUMIGAKI
- 32** VELVETINA
- 40** VENETIAN
- 44** CERANO
- 50** CONCRETE EFFECTS
- 54** NATURAL MINERAL
- 56** MICROSTONE

Grey Roasting Co,  
Hamilton

Product used:  
ROCKCOTE Otsumigaki  
with light distressing

Artisan Plasterer:  
Glenn Richards,  
Render Design



**THE POSITIVE IMPACT** of nature on our overall wellbeing is well-documented. It's only natural, therefore, to bring those benefits indoors by incorporating materials like the versatile ROCKCOTE Artisan plaster finishes into our homes and commercial spaces. This nature-inspired design movement, known as biophilic design, is driving the resurgence of plaster as one of the hottest trends in architecture today. Plaster, one of the oldest and most widely used building materials, has stood the test of time — from Morocco and Italy to Japan — where artisans have shaped it into beautiful, durable and weather-responsive spaces for centuries.

ROCKCOTE's versatile range of lime, clay and mineral plasters will transform any interior with modern, hand-applied finishes that add texture and tactility. From sleek and polished to rustic and raw, ROCKCOTE Artisan interior finishes offer the perfect solution to elevate any space. Whether you're designing a new build or updating an existing area, our skilled artisans craft finishes that bring your vision to life.

Our lime and clay plasters, with their natural ability to breathe and absorb moisture, are the ideal choice for Aotearoa's temperate climate. They also contain less than 1.0% VOCs (volatile organic compounds), ensuring a healthier, fresher environment. As part of the Resene Group, we offer a wide array of colours from the Resene Total Colour System, or we can create custom hues to complement your unique interior design.

**Right:**

Fitzroy Hotel,  
Ponsonby, Auckland

Product used:  
Natural Mineral Plaster

Artisan Plasterer:  
Plastering.co.nz, Mike May

# Artisan Interiors







**Left:**

Penny Homes

**Product used:**  
ROCKCOTE Otsumigaki,  
coloured clay and lime  
plaster

**Artisan Plasterer:**  
Taupo Texture Coatings

**Below:**

Berry Beauty Co

**Product used:**  
ROCKCOTE Velvetina,  
distressed

**Colour:**  
Resene Cashmere

**Artisan Plasterer:**  
Contemporary Coatings,  
Christchurch





*Create a harmonious connection with nature with this earthen look, smooth finish plaster. Ideal as a natural alternative to painted walls and ceilings.*

# Clay Decor

<1% VOC

NATURAL CLAY PLASTER



ROCKCOTE Clay Decor is a natural product and contains no cements. This beautiful, fine finish clay plaster creates a hard, durable surface that can be repaired when damaged. It can even be completely recycled at the end of its life.

ROCKCOTE Clay Decor plaster also works to help moderate acoustics and temperature swings. Wall surfaces remain cool in summer and warm in winter. These unique qualities make it ideal for public spaces such as restaurants and busy family homes.

Beautiful and unique effects can be created by adding materials such as dry wheat or hemp during application.



## Left:

Auckland War Memorial Museum, Auckland

Product used:  
ROCKCOTE Clay Decor,  
strata effect

Artisan Plasterer:  
Pilkingtons Interiors,  
Zane Pilkington

## Above:

MAJE, Broadway,  
Newmarket, Auckland

Product used:  
ROCKCOTE Clay Decor,  
vertical comb

Artisan Plasterer:  
Pilkington Interiors







**Left & Below:**

BBO, Hamilton

**Product used:**  
ROCKCOTE Clay  
Decor applied over  
plasterboard.  
Medium undulations  
finish, distressed,  
with light towel  
burnish.

**Artisan Plasterer:**  
Glamacote,  
Hamilton



Clay Decor has a tactile warmth that creates a beautiful aesthetic and a sense of relaxation. Its acoustic properties make it ideal for both public spaces and busy family homes.



# Cooks Beach Cellar

*ROCKCOTE Clay Decor plaster works to create a cool oasis for this stylish cellar.*

**RAISE A GLASS** to the craftsmanship of this exceptional project. For the cellar of this Cooks Beach holiday home, ROCKCOTE Clay Decor was hand-applied with clay plaster made from white china clay, marble dust, silica sands and natural binders, to create a natural look that celebrates the plastering tradition. The result? A cellar that truly honours artisan craftsmanship with its cool walls that reflect the tradition of winemaking and the natural environments of many wine-growing regions.



“The home required enduring materials that were natural in their appearance with a sense of solidity, permanence and longevity.”

“The home required enduring materials that were natural in their appearance and would patina over time, with a sense of solidity, permanence and longevity,” says Daniel Smith, architect and director of Edwards White Architecture. “We chose ROCKCOTE as we knew it could be trusted; in other words what

we sampled during the design phase is what was going to be delivered on site. We selected ROCKCOTE as we wanted a material that had texture and authentic qualities to it. We also wanted a material that could be shaped to suit the unique geometry and could bounce light across it to show the textural qualities.”



**THE DETAILS:**

Cooks Beach  
holiday home

Product used:  
ROCKCOTE Clay Decor

Plastering  
Professional:  
Plastercoat, Coromandel,  
Chris Baker


Architect:  
Edwards White

Builders:  
SJR Builders



# Monte Christo Winery

*This Central Otago barrel room has been transformed with ROCKCOTE Clay Decor, adding texture and a sense of history to the soaring walls of this elegant space.*



## THE DETAILS:

Monte Christo  
Winery, Central Otago

**Product used:**  
ROCKCOTE Clay Decor.  
Heavy rustic finish,  
off the trowel

**Colour:**  
Resene Half  
Spanish White

**Plastering  
Professional:**  
TK Plastering

**Architect:**  
Design Base  
Architecture







*Natural, graceful and versatile,  
ROCKCOTE Marrakesh is a  
traditional lime plaster that allows  
the artisan to create a wide range of  
decorative and functional finishes  
for interiors and exteriors.*

# Marrakesh

<1% VOC

## TADELAKT PLASTER

ROCKCOTE Marrakesh is a fine-grained lime plaster that can be used in interiors, including areas of high humidity such as bathrooms and wet areas. This product is based on natural Moroccan tadelakt lime plaster which, for centuries, has been appreciated for its durability, warmth, and pleasing appearance.

It is a natural lime plaster finish which can be used over modern substrates. Supplied as a dry powder in an off-white colour, ROCKCOTE Marrakesh can be tinted to a wide range of colours from within Resene's The Range Whites & Neutrals palette. Bespoke colours can also be created on request.

Many different styles of finish can be achieved using different trowels, floats, sponges and finishing techniques. ROCKCOTE Marrakesh allows the truly experienced Rockcote Artisan plasterer to create an individual work of art on any wall or room within the home.

### Right

Etsu Izakaya Japanese  
Restaurant, Gold Coast

#### Product used:

ROCKCOTE Marrakesh

### Far Right:

Tussock Hill Vineyard,  
Port Hills, Christchurch

#### Product used:

ROCKCOTE Marrakesh

#### Artisan Plasterer:

Get Plastered,  
Julian Roberston








Marrakesh is based on natural Moroccan tadelakt lime plaster, known for its durability, warmth, and pleasing appearance.





## Ocean View Residence

*A calming, natural patina seamlessly integrates the interior walls with the stunning natural surroundings of this cliff-top home overlooking Port Chalmers.*







THE DETAILS:

Ocean View  
Residence, Port  
Chalmers, Dunedin

Product used:  
ROCKCOTE Marrakesh  
Tadelakt lime  
plaster, applied over  
plasterboard

Colour:  
Resene Half Drought

Artisan Plasterer:  
Fisher-Hewitt  
Plastering, Dunedin





## Fitzroy Plaster

*The walls of this award-winning home are finished with Fitzroy white cement plaster. Its restrained palette cleverly combines understated grandeur and permanence with an easy sense of flow.*

### THE DETAILS

Haumoana House

Products used:  
Fitzroy plaster

Colour: Natural

Artisan Plasterer:  
Wynands Masonry,  
Napier









# Theil Residence

*This historic residence has been refurbished to exceptional standards, with walls hand-plastered throughout to emulate the original plaster. The result: timeless elegance.*



## THE DETAILS:

Theil Residence,  
Havelock North

**Product used:**  
Fitzroy plaster, trowel  
finish with soft  
undulations. Applied  
over plasterboard and  
concrete substrates

**Artisan Plasterer:**  
Wynands Masonry,  
Napier





Fitzroy plaster





# Otsumigaki

<1.0% VOC

## JAPANESE CLAY LIME


*Formulated in the tradition of lime and clay-based Japanese plasters, Otsumigaki creates a soothing, stone-look finish with modern textural depth.*

The beauty of ROCKCOTE Otsumigaki lies in its ability to create textural depth in a smooth, flat surface.

Meaning 'polished and compressed' in Japanese, Otsumigaki is applied with a trowel in two tight coats and then polished with a Japanese trowel and Carnauba wax. The polishing process compresses the lime and clay creating a soft, smooth, even feel across the surface and a pearly lustre finish.

In contrast with the often dramatic and highly polished appearance of European inspired plasters (such as Venetian plaster), Otsumigaki offers a dreamier, slightly stony look with a more subtle colour range in its patina.

ROCKCOTE Otsumigaki can be used in high traffic interior areas in residential settings such as entrances, stairwells and halls.





This image & left:

Atelier Shu

Products used:  
ROCKCOTE Otsumigaki

Finish 1: burnished  
with light distressing  
Finish 2: 3mm comb

Colour:  
Resene Swirl

Artisan Plasterer:  
Pilkington Interiors,  
Auckland

Architect:  
Pennant & Triumph



A beautiful alternative to painted walls,  
Otsumigaki delivers a smooth, evocative  
aesthetic with a subtle lustre.



Above:

Grey Roasting Co,  
Hamilton

Products used:  
ROCKCOTE Otsumigaki  
with light distressing

Artisan Plasterer:  
Glenn Richards,  
Render Design

Left:

Macpac St Lukes,  
Auckland



# West Hoe Heights

*Clean lines and soft, polished surfaces enhance this home's expansive views across the Hauraki Gulf. Smooth to the touch, the colour and subtle burnishing of the plaster add depth and texture.*







**THE DETAILS:**

West Hoe Heights

Product used:  
ROCKCOTE  
Otsumigaki, soft  
polish and lightly  
burnished

Colour:  
Resene  
Quarter Delta

Artisan Plasterer:  
Sharp Exteriors,  
Mark Freeman

Builder:  
Create + Construct





# Atarangi Winery

*In Te Reo Māori, Ata Rangi means 'dawn sky' or 'new beginning'. It is a name that honours the land and the mahi of the people. The natural finish of ROCKCOTE Otsumigaki clay and lime plaster provides the perfect touch.*



## THE DETAILS:

Atarangi Winery,  
Tasting room,  
Martinborough

Product used:  
ROCKCOTE Otsumigaki

Artisan Plasterer:  
Plasta Solutions,  
Masterton

Architect:  
Makers of  
Architecture









# Grey Roasting Co.

*From milky taupes to accents of coffee brown, ROCKCOTE Otsumigaki plaster creates a warm, welcoming interior for the tasting room of this specialty coffee company.*



## THE DETAILS:

Grey Roasting Co,  
Hamilton

Product used:  
ROCKCOTE Otsumigaki  
with light distressing

## Colour:

Resene Parchment

## Artisan Plasterer:

Glenn Richards,  
Render Design







Otsumigaki





# Atelier Shu Patisserie

*From the moment you step inside this elegant patisserie, you embark on a sensory journey. Yes, the fresh pastries tantalise, but it is the elegant interiors that truly set it apart. Otsumigaki clay and lime plaster was chosen to enhance the overall effect, from the super- smooth surfaces to the beguiling curve patterns.*



## THE DETAILS:

Atelier Shu, Newmarket, Auckland

Product used:  
ROCKCOTE Otsumigaki.  
Finish 1: burnished with light distressing  
Finish 2: 3mm comb

Artisan Plasterer:  
Pilkington Interiors











## Russell McVeagh

*With a concept akin to a high-end boutique hotel or club, this refit by Wim Studio steers away from an expected commercial interior, to produce a contemporary yet calming space for hosting clients.*

### THE DETAILS

Russell McVeagh Offices

Product used:

ROCKCOTE Otsumigaki

Finish: Soft polish and lightly burnished

Colour: Resene Half Tea

Plastering Professional:

Carson Projects,  
Greg & Emma Carson

Interior Fitout:

Alaska Interiors

Interior Design:

WIM Studio,  
Emma Hoffman









*Bring luxurious, velvety depth and old-world charm to interiors with this traditional-style, European fine-grained plaster.*

# Velvetina



In the tradition of European lime plasters, ROCKCOTE Velvetina is a strong, fine-grained decorative plaster finish with a distinctive velvety appearance. It is best applied over prepared, commonly occurring interior substrates.

The hardness and tactility of this product add to its versatility, making it not only beautiful but also capable of creating textural depth in a wide variety of spaces.

## Left

Witchery, Auckland

**Products used:**  
ROCKCOTE Velvetina  
and ROCKCOTE  
Otsumigaki blend

## Above

New York Grill Restaurant,  
Newmarket

**Product used:**  
ROCKCOTE Velvetina,  
scratched and smoothed

**Artisan Plasterer:**  
Pilkington Interiors

## Right

River Terrace


**Products used:**  
ROCKCOTE Velvetina

**Colour:**  
Resene White Pointer

**Architect:**  
MDS, Auckland

**Builder:**  
HD Building,  
Henry Dunham

**Photography:**  
David Straight









# River Terrace


*Strong, confident and built to last, the River Terrace residence called for a sophisticated and distinctive plaster finish.*







**THE DETAILS:**  
 River Terrace  
 Product used:  
 ROCKCOTE Velvetina  
 Colour:  
 Resene White Pointer  
 Architect:  
 MDS, Auckland  
 Builder:  
 HD Building,  
 Henry Dunham  
 Photography:  
 David Straight



Velvetina



# Berry Beauty Co.

*Distressed walls in ROCKCOTE Velvetina, coloured Resene Cashmere, elevate the air of luxury at this boutique clinic.*



## THE DETAILS

Berry Beauty Co.

Product used:  
ROCKCOTE Velvetina,  
distressed

Colour:  
Resene Cashmere

Artisan Plasterer:  
Contemporary  
Coatings,  
Christchurch









# Bell Gully

*With the NZ landscape driving the design concept, Ignite Architects utilised the natural finish of Velvetina to reflect the quality and understated elegance that embody the ethos of Bell Gully.*

## THE DETAILS

Bell Gully legal and client spaces

1 Queen St, Auckland

Product used:  
Rockcote Velvetina over plasterboard

Finish: Distressed, with light towel burnish

Artisan Plasterer:  
Carson Projects,  
Greg & Emma Carson

Architects:  
Ignite Architects









# Venetian

*Captivating, dramatic and luxurious, ROCKCOTE Venetian plaster is a highly polished finish that demands attention.*

Rockcote Venetian is a hard finish with a tactility that complements the layered textural depth.

Venetian plaster produces a reflective, highly polished plaster finish, also described as a mirror finish.

Applied over prepared, commonly occurring substrates.

Contemporary yet reminiscent of traditional European stucco, ROCKCOTE Venetian delivers a truly opulent glass-face finish, equally at home in both an architecturally designed home and a lavish hotel.

ROCKCOTE Venetian is especially useful for columns and walls where the appearance and feel of marble are desired, achieving the light-reflective, lustrous properties of marble without the weight.



**Right:**

VOCO Hotel,  
Auckland

Product used:  
ROCKCOTE Venetian

Colour:  
Resene Coast

**Artisan Plasterer:**

Pilkington Interiors,  
Zane Pilkington

**Architects:**

SJB Architects,  
delivered by Ignite  
Architects







**Above:**

Nu Yoga,  
Dunedin

Product used:  
ROCKCOTE  
Venetian, polished

Colour: Black

Artisan Plasterer:  
Fisher Hewitt  
Plastering



**Right:**

VOCO Hotel,  
Auckland

Product used:  
ROCKCOTE Venetian

Colour:  
Resene Coast




# Nu Yoga

*This contemporary space dedicated to wellbeing and finding a sense of peace called for interiors with a calm and soothing finish. The tranquil energy belies the robustness and strength of the walls.*











# Cerano

*ROCKCOTE Cerano is specially formulated to achieve a smooth finish, making it ideal for creating the on-trend concrete look on a variety of substrates, both inside and out.*

ROCKCOTE Cerano is a hard yet flexible, finish with a tactility that complements the textural depth of a smooth, flat surface.

It allows for a smooth, concrete-look finish or low-lustre finish on both external and internal walls, creating a seamless flow between the inside and outside of the home. It can be applied over prepared, commonly occurring, substrates.




**Top image:**

Private Residence  
Products used:  
ROCKCOTE Cerano  
Colour:  
Resene Stack

**Above:**

Allbirds, Britomart,  
Auckland  
Product used:  
ROCKCOTE Cerano,  
distressed  
Artisan Plasterer:  
Pilkington Interiors





This page:  
Home by Design  
Builders,  
Hawke's Bay  
Product used:  
ROCKCOTE Cerano,  
concrete finish  
Artisan Plasterer:  
Wynands Masonry,  
Napier



# Timaru House

*A lightly burnished finish, along with subtle textures, enhances walls with a handcrafted feel.*



## THE DETAILS:

Timaru House

Product used:

ROCKCOTE Cerano,

Lightly burnished with two  
tone colour washed effect

Artisan Plasterer:

Karton Construction  
Systems, Timaru









# Egmont Residence

*The clean, modern lines of this contemporary home are softened by two tone, textured plaster walls, which add depth and interest.*



## THE DETAILS:

Egmont Residence

Product used:  
ROCKCOTE Cerano,  
two tone

Artisan Plasterer:  
Egmont Texturers,  
Chris Whale

Architect:  
Brendan Ariki Laurence  
Betweenspace










# Concrete Effects


*Bring an industrial edge with the Resene Construction Systems range of concrete effects.*



The skills and craftsmanship of our artisan plasterers have helped the ROCKCOTE range of concrete truly evolve. From pre-cast concrete through to rustic off-form concrete effects, such as our 'planked' technique, our artisans can produce realistic-looking concrete surfaces over a multitude of standard substrates.

Finishes can vary dependent on the product selected and the technique applied, from highly burnished and polished through to satin sheen distressed concrete.

Our most recent innovation is ROCKCOTE Cerano which can be applied not only to interiors but also to external wall surfaces, allowing you to bring the outside in and the inside out.



## **Above:**

Nando's Glenfield

**Products used:**  
Distressed finish over  
Natural Mineral MultiStop  
plaster

**Artisan Plasterer:**  
Plastering.co.nz,  
Mike May

## **Left:**

Ebb Hotel, Dunedin

**Product used:**  
Natural Mineral MultiStop  
finishing plaster, burnished

**Artisan Plasterer:**  
Huddleston Construction  
Systems,  
Ian Huddleston





These fine finishing  
plasters create the  
look and feel of  
concrete, perfect  
for a modern  
industrial style.



**Left:**

Queens Road,  
Nelson

**Products used:**  
Natural Mineral  
MultiStop plaster  
burnished and  
finished with wax

**Artisan Plasterer:**  
Totally Plastered,  
Nelson

**Below:**

Greenwood  
Residence,  
Lake Hawea

**Product used:**  
Natural mineral  
plaster to create  
off-form concrete  
effect with planking  
technique

**Artisan Plasterer:**  
Greenwood Trade  
Professionals

**Architect:**  
MJW Architecture





# Lake Hawea Residence

*Bespoke, hand-applied mineral plaster creates an off-form concrete finish at this luxurious alpine retreat.*



## THE DETAILS:

Greenwood  
Residence,  
Lake Hawea

**Product used:**  
Natural Mineral plaster  
to create off-form  
concrete effects, with  
planking technique.

**Artisan Plasterer:**  
Greenwood Trade  
Professionals

**Architect:**  
MJW Architecture











# Natural Mineral

*The Natural Minerals Range draws inspiration from nature to provide a striking finish with superb durability and hardness.*

For a truly natural grey and fine sand surface, look no further than our Natural Minerals Range.

These products combine traditional sands, cement and binders to provide superb durability and hardness.

The versatile finishes can be left natural or over-coated with Resene paint finishes complementing other interior surfaces with the added appeal of textural change.







**Above Left:**

Fitzroy Hotel, Ponsonby

**Product used:**

Natural Mineral

**Artisan Plasterer:**

Plastering.co.nz,

Mike May

**Left:**

Breamtail Residence

**Products used:**

MultiStop, distressed  
and finished with Resene  
Concrete Clears

**Artisan Plasterer:**

Brian Kaye, BK Textures

**Above:**

Nandos, St Lukes,  
Auckland

**Products used:**

Mineral plaster, finished  
off the trowel

**Artisan Plasterer:**

Plastercoat Coromandel,  
Chris Baker

**Right:**


Kathmandu, Auckland

**Products used:**

Mineral plaster, raked  
and swaled then lightly  
flattened. Finished with  
Resene Concrete Clear.

**Artisan Plasterer:**

Pilkington Interiors







*With ROCKCOTE MicroStone, you can create a natural stone finish that adds elegance to a variety of surfaces and spaces.*

# MicroStone

ROCKCOTE MicroStone creates a natural stone finish that exudes elegance across a variety of spaces. It can be applied to a range of prepared surfaces for a bespoke, seamless finish.

MicroStone is a water-based plaster finish that is highly durable and hard-wearing. Made from fine sands, cement and high-performance resins, it ensures a flawless result every time.

MicroStone can also be pre-coloured from a wide range of Resene colours to complement other interior surfaces. The hand-applied MicroStone surface finishes range from smooth to textured, or even sanded to expose the fine sands and aggregates for a more natural stone finish.













MicroStone creates a natural stone-like appearance that radiates refined elegance.



# ROCKCOTE®

MADE BY NATURE, FINISHED BY HAND

We are committed to reducing our environmental impact by designing and producing environmentally friendly materials for tomorrow's buildings.

**Resene**   
Construction Systems

[www.reseneconstruction.co.nz](http://www.reseneconstruction.co.nz)

0800 50 70 40

