



# Aussie UNDER COVER

Hidden under-ground  
pool cover system  
1300 722 009

Designed for the domestic Australian market  
Great for pool builders, landscapers, or the home handyman



Manual  
Video



POWER 21  
Video

GET THE LOOK YOU WANT!

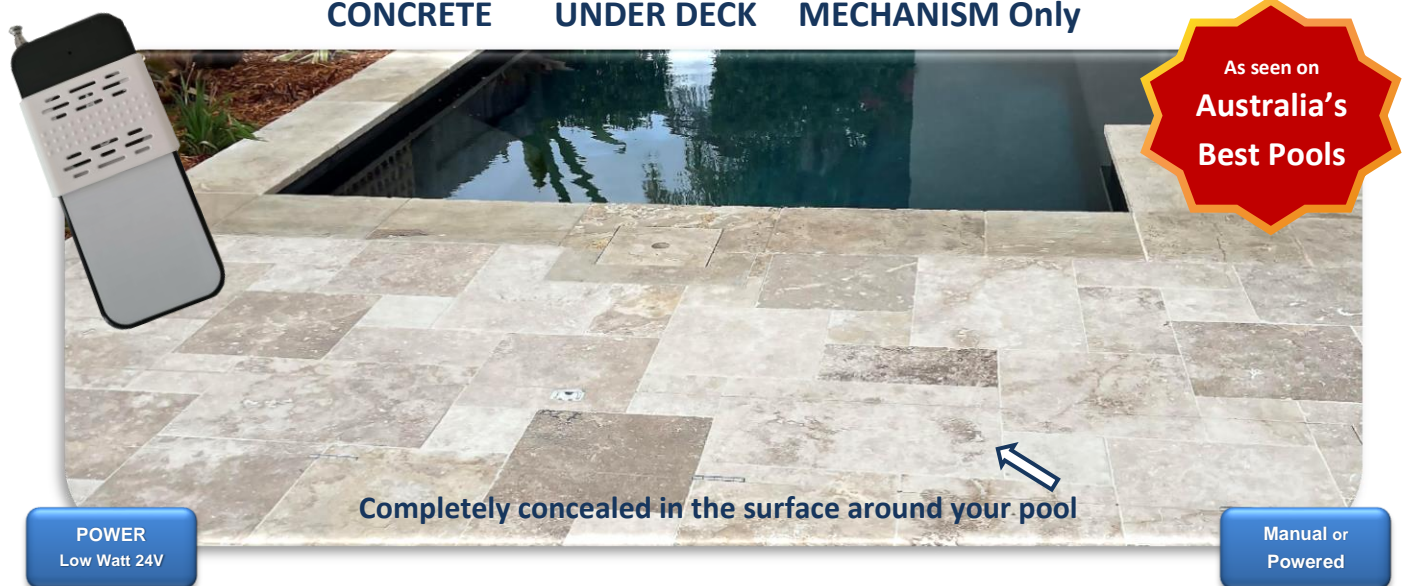
## ATTRACTIVE | ADAPTABLE | ADJUSTABLE | AFFORDABLE

The sleek and stylish Aussie UnderCover® hidden pool cover system will give your pool a 'professional' look

- Australian made, owned, and operated
- Smooth winding or semi remote control operation for 1 person
- Three (3) kit installation styles and ten (11) sizes to suit most pools
- Manufactured for longevity – Fully sealed aluminum gearbox
- The Lid is supported by gas strut(s) for easy opening and closing.
- **No ugly roller or metal plank in your paving or deck!**
- The lid frame is made from marine grade aluminium and you finish with the product of your choice to suit your pool (hardwood, composite timber or tiles).



★ CONCRETE      ★ UNDER DECK      ★ MECHANISM Only



Completely concealed in the surface around your pool

POWER  
Low Watt 24V

Manual or  
Powered

# Aussie UNDERCOVER

Distributor

Petite/Narrow

Small

Medium

Large/Large+

Super to Custom+

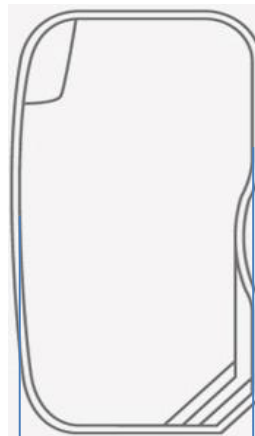


Lid 2.3m-3.05m

Lid 3.1m-3.65m

Lid 3.7m-4.25m

Lid 4.4m-4.9m

Lid 4.9m-7.3m



Pool 1.4m-2.3m

Pool 2.4-2.9

Pool 3.0m-3.6m

Pool 3.7m-4.2m

Pool 4.3m-6.6m

(Fold step flap in before retracting pool cover into the **Aussie UnderCover**® or use a separate step piece.

For ease of use the Manual Gearbox should be placed opposite a folded step area, not on the same side (Sample drawings not to scale)

The **Aussie UnderCover**® kit comes in eleven (11) adjustable sizes.



The kit includes:

- Aluminium lid frame, gas strut(s) and handle
- Roller assembly, gearbox or motor/gearbox mechanism and winding handle or remotes
- All Hardware, Installation instructions and plans

*Extra items such as baseboard, tile, and timber need to be purchased separately, if required.*

**DIY installation for pool builders,  
tradesman or the home handyman.**  
(Intermediate skills required)

**Detailed instructions with photos provided.**

**Installation available in selected areas.**



Manual gearbox



Power gearbox



Tiles/Pavers



Decking