

Kit Inclusions

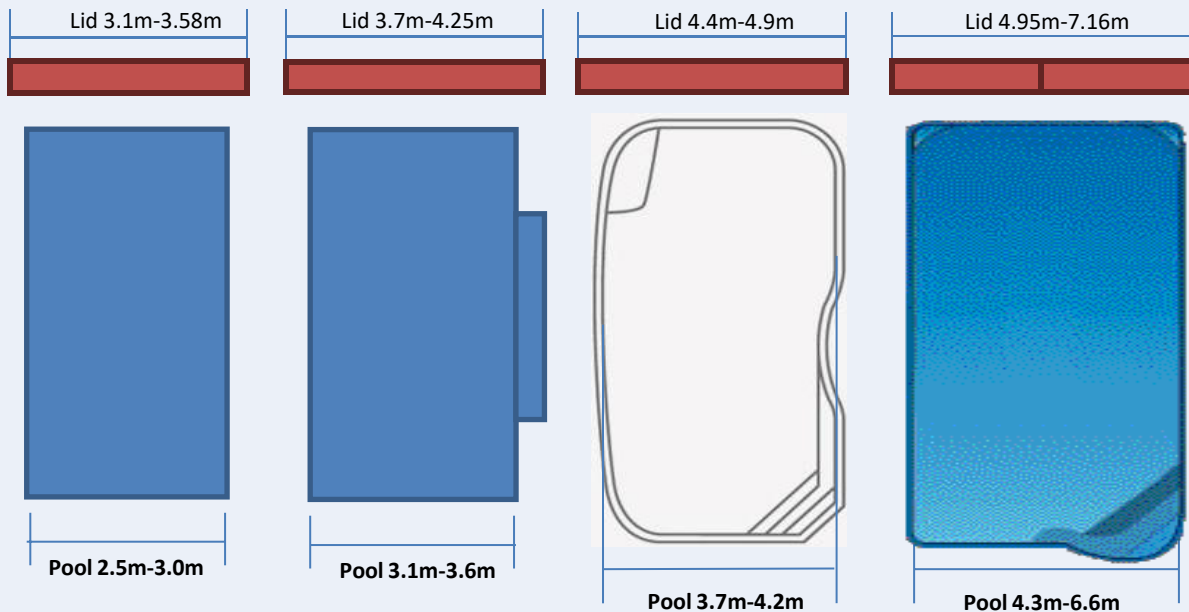
Suggested Size	Approx Waterline		Adjustable lid size	
	Pool Min	Pool Max	Lid Min	Lid Max
Petite	1.50	1.80	2.30	2.50*
Narrow	1.85	2.30	2.73	3.05*
Small	2.40	2.90	3.10	3.58*
Medium	3.00	3.60	3.70	4.25*
Large	3.70	4.10	4.40	4.80
LargePlus	4.20	4.20	4.40	4.90
Super (2 lids)	4.30	4.80	4.95	5.50*
SuperPlus (2 lids)	4.80	5.40	5.46	6.10*
SuperMax (2 lids)	5.50	6.00	6.20	7.16*+
Custom (2 lids)	6.10	6.60	6.20	7.16 *
CustomPlus (2lids)	6.10	7.20	6.20	8.40 ^

* Extended joiners increase Length up to 120mm
 + 6.4m tube (maximum pit 6.65m)
 ^ 7m tube with extension (maximum pit 7.850m)

Pro rata Warranty









(back to base in Nowra NSW, we will pay return freight only)
 Gearbox and all non-moving parts 5 years
 Motor 2 years
 Gas Struts 2 years
 Telescopic Roller Tube 5 years
 Repair or replacement as determined by us

*Extended joiners increase Length up to 120mm or ** up to 240mm



There is no 'box' that drops or concretes into the ground. The installation cavity is created in a decking structure, concrete pit or another structure created on site.

Concrete Kit inclusions – Manual Winding

			
Gearbox Assembly	Lid frame with attached stainless-steel hinges	Gearbox assembly & End Mount	Hinge & Handle plates
			
Gas strut(s) & Stainless-Steel Brackets	Stainless-Steel Flush Pull Handle	Roller tube & 2 end slugs	Winding handle

Instructions and Diagrams

Concrete Kit

Fixing Hardware & Installation Instructions Gas Strut setup










Aussie UNDER COVER

Hidden in-ground
pool cover system

1300 722 009

Under Deck Kit inclusions – Manual Winding

			
Gearbox Assembly	Lid frame with attached stainless-steel hinges	Gearbox assembly & End Mount	
			
Gas strut(s) & Stainless-Steel Brackets	Stainless-Steel Flush Pull Handle	Roller tube & 2 end slugs	Winding handle





Instructions and Diagrams

Under-Deck Kit or Concrete Sit

Fixing Hardware & Installation Instructions Gas Strut setup



Mechanism Only Kit inclusions – Manual Winding




			
Gearbox Assembly	Winding handle	Gearbox assembly & End Mount	Roller tube & 2 end slugs

Instructions and Diagrams

Under-Deck Kit or Concrete Sit

Fixing Hardware & Installation Instructions

Mechanism Only (No Tube) Kit inclusions

		
--	--	---

Instructions and Diagrams

Under-Deck Kit or Concrete Kit

Fixing Hardware & Installation Instructions

Powered 21 Options Available

Semi remote control

		
Power / Gearbox, 2 x remotes & AC Charger, 5m of cable included	Handwheel	Upgrade for Manual gearbox

Low wattage 24v system - Standard external power point required
The Powered gearbox replaces the manual gearbox in the kits