

Tauākī Āheitanga / Capability Statement 2020
Cultural Design and Advisory Capability Statement

Boffa Miskell



KO WAI MĀTOU / ABOUT BOFFA MISKELL

Boffa Miskell has been shaping New Zealand's landscape since 1972 through an integrated design approach and a deeply ingrained culture of sustainability.

Our experience, enthusiasm and integrity underpin how we work to achieve successful outcomes for our clients, communities, and the wider environment in which they sit. Our processes evolve for each project; but fundamentally we Listen, Enquire, Create, Debate, Realise and Enjoy. Understanding is at the forefront of our approach. We begin by listening to what our clients need to achieve; along with understanding the context of the place, people and processes we are working with.

We believe intelligent design starts with an open mind and mutual respect. We thrive on being challenged, and bring our diverse team together to debate, test and refine both the design and the communication required to realise the project. Inquiry and research inform our designs as they occur in a social, cultural, environmental, political and economic context. Our designs respond to constraints and challenges that allow critical thought, inspiration and innovation to emerge. We are inspired to create opportunities that add value in the fullest sense – be that social, cultural or financial. The value we create is real and appropriate for each place.

Enthusiasm for our work drives us. We believe that what we do makes a real difference for our clients, the communities and environments in which we work. We believe our work should engender delight, connect people with place and, ultimately, be sustainable.

Boffa Miskell is a 100% employee-owned environmental, planning and design consultancy, with over 200 consultants and offices in Auckland, Hamilton, Tauranga, Wellington, Christchurch, Queenstown and Dunedin.



Ā Mātou Uara / Our Values

Boffa Miskell's core values bind us together. They are deeply held beliefs which we translate into consistent standards of behaviour when working with our clients and each other.



Whānau Family

We care for and value our people. We will play an active role in the development and wellbeing of our people. We value and foster diversity. We will provide our people with a safe and great place to work.



Whakapono Trust

We build relationships on trust and mutual respect. We act with integrity, are authentic, and speak the truth.



Kairangi Excellence

We strive for excellence in all we do. We take the lead and adopt a spirit of innovation and creativity in our work. We operate as one cohesive and collegial business with shared processes and a unified culture.



Ngākaunui Passion

We care deeply about what we do and how we do it. We care about what we leave behind. We are brave and stand up for what we believe in.



Ngā Tūhono Partnerships


We develop a deep understanding of our clients' needs and aspirations. We collaborate to deliver outcomes which add real value to our client projects and the community as a whole.

TE HĪHIRI / CULTURAL ADVISORY

Over the last 10 years Boffa Miskell has taken a proactive approach to building relationships with iwi, hapū, whānau and rūnanga, and has established a dedicated Te Hīhiri team around this work. Boffa Miskell now have dedicated kaiarataki/advisors in our offices. Our Te Hīhiri team also play an important role in growing internal capability of Te Ao Māori.

Our team of cultural advisors are well versed in mātauranga Māori and apply its concepts to inspire and ground Boffa Miskell's methodologies and processes. Our Te Hīhiri team has a range of skills across strategic policy, resource management, planning, facilitation and engagement. They bring to projects the ability to enhance cultural values and understanding, whether it is through identifying and mapping cultural sites of significance or enhancing the socio-economic and cultural aspects of environmental planning and resource management.

It is important to establish relationships with iwi to ensure their engagement in future projects. Our cultural advisors have extensive experience in assisting clients to connect with iwi, and in providing strategic advice for projects which affect iwi/Māori.



WHAKAAHUA AHUREA / CULTURAL DESIGN

At Boffa Miskell, the unique 'korero o mua' of Aotearoa and Mana Whenua is woven into our practice and our projects.

Our designers understand the importance of engaging and designing with Mana Whenua. As a New Zealand design practice, the culture of Aotearoa, cultural values and design principles are fundamental to our thinking and creative approach. They underpin how we identify and how we approach design.

At Boffa Miskell, our Te Hīhiri team and Design Team work collaboratively to ensure that Te Ao Māori values are integrated into design and planning processes. This regular cross-pollination of ideas and approaches means our designers have a strong understanding of Māori design principles and their importance in the design process. This ensures we incorporate Māori design principles like Te Aranga Design Principles in a way that is authentic and well-considered.

Our success is measured through the perceivable identity of a place reflecting our Māori heritage, and is valued through growing and improving relationships with Mana Whenua, mana created and shared.



Ā MĀTOU RATONGA / OUR SERVICES

HOW CAN WE HELP YOU?



RANGAHAU RESEARCH

Research, identification and/ or mapping of cultural sites of significance to iwi/Māori

Cultural research, assessment, planning and management advice

Social and historical research



MOEMOEĀ VISION

Māori community development guidance

Management and organisation of iwi, hapu and whānau based projects

Structure/master planning

3D modelling



WHAKAAHU DEVELOP

Conceptual design to construction supervision

Support in applying and developing Māori design principles

Consenting

Cultural and Heritage Landscape Assessments

Cultural Impact Assessments (CIA)

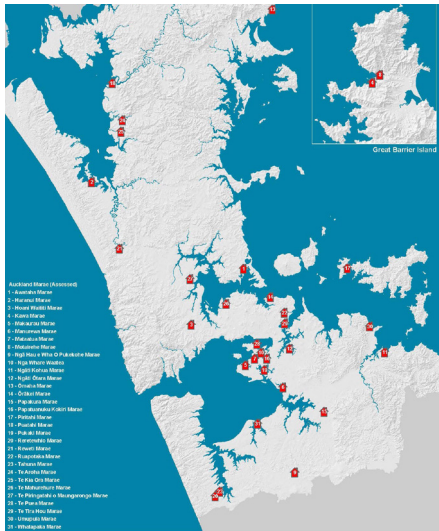
Cultural Values Assessments (CVA)

RANGATIRATANGA

Developing Māori governance and leadership

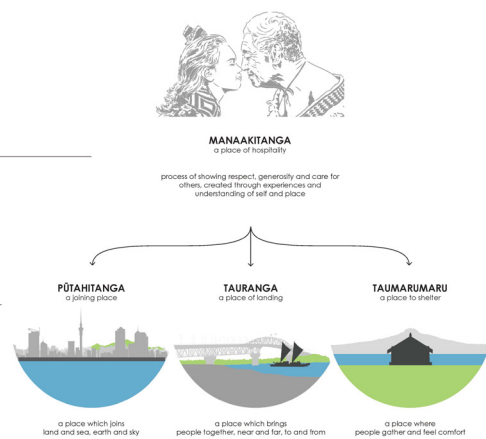
Building relationships and facilitating engagement with Mana Whenua

Ā MĀTOU PUKENGA / OUR EXPERIENCE



MARAE DEVELOPMENT NEEDS ANALYSIS

Boffa Miskell was appointed in 2014 by Auckland Council to conduct a Marae Development Needs Analysis of thirty one existing marae across the Auckland region. One of the key objectives of this analysis is to support the Council’s strategic priorities relative to marae and their longer term development. The outputs sought by Auckland Council included the provision of a descriptive report/reports relating to the building, physical and cultural infrastructure and the governance and administrative frameworks for the marae.



QUAY STREET EAST MANAWHENUA COLLECTIVE

Tāmaki-herehere-ngā-waka, Tāmaki-herehere-ngā-tangata, Tauranga waka, Tauranga tangata

Tāmaki that binds many canoes, Tāmaki that binds many people. A landing place for canoes, A landing place for people.

Boffa Miskell worked with the Kaitiaki Mana Whenua forum and collectively developed a cultural design strategy to ensure local Māori presence along Quay Street (East). The strategy developed became instilled within the wider waterfront design which saw the overall cultural design outcome of manaakitanga.

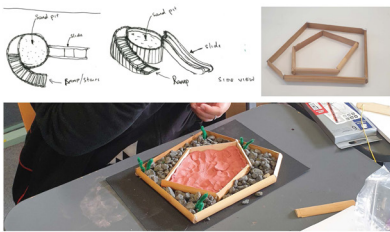
DOMINION ROAD CULTURAL LANDSCAPE PLAN

Boffa Miskell prepared the Dominion Road – Cultural Landscape Concept Report for Auckland Transport on behalf of Te Ākitai, Ngāti Tamaoho, Ngāi Tai ki Tāmaki, Ngāti Maru and Ngāti Whātua with specialist input by Malcolm Paterson, Charmaine Wiapo, Hana Maihi and Lucie Rutherford. The report developed a Cultural Landscape Plan identifying a set of Māori values that could be integrated within the streetscape. A series of community projects were envisaged along the cycleway that runs in parallel with Dominion Road, including a crossing of Oakley Creek.

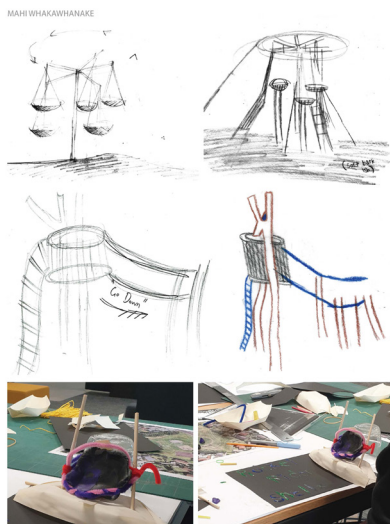
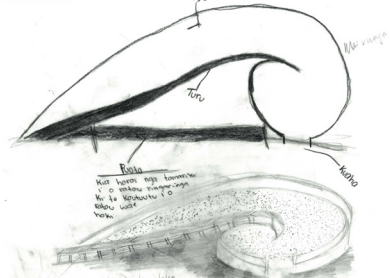


TŪPUNA MAUNGA AUTHORITY - MĀNGERE MAUNGA


For Tūpuna Maunga Authority, Boffa Miskell has been asked to develop a papa tākaro for Te Pane-ā-Mataaho, Māngere Mountain. Involvement from the wider community has guided the initial design process allowing our team to embed community ideas and aspirations for the papa tākaro. The rich cultural narratives of the volcanic Tāmaki Makaurau landscape have enriched the design themes which look to integrate traditional Māori play - hūpara, with contemporary play features working with expert Māori knowledge holders. The overall vision for Te Pane-ā-Mataaho is to create a whānau environment for community to connect, explore and experience these taonga (ngā maunga).



MAHI TAIRITOTO



MAHI WHAKAWHANAKE



CULTURAL PARK-SPACE DESIGN STRATEGY, GLEN EDEN

In 2019, Boffa Miskell were engaged to work with Waitākere Ranges Local Board and Community Waitākere to facilitate, develop and explore cultural park features for their local park, working with rangatahi Māori from the local wharekura. Boffa Miskell worked with Unitec to develop, provide and present a Te Reo Māori NCEA accredited course allowing rangatahi to design specific cultural park features reflective of the local landscape, whilst gaining credits towards their education. The project is considered a first in Auckland working collaboratively between wharekura, whare wānanga and industry in collaboration and co-design of local parks and has presented an innovative approach to building and growing Māori capacity and capability within architecture, design and planning.



TE ONEWA PĀ / STOKES POINT

The overall project objective was to provide opportunity for current and future generations to experience Te Onewa Pā in relation to the natural environment of harbour/coastal edge/bridge infrastructure/history and culture of the site.

Te Onewa became a catalyst for increased engagement and relationship-building between NZTA, local iwi, Auckland Council, the Local Board and residents; and commitment grew on all sides for a comprehensive solution. A pouwhenua carved from heart Totara by Reuben Kirkwood of Ngāi Tai ki Tamaki was integrated into the reserve.



ŌTĀHUHU TOWN CENTRE UPGRADE


Boffa Miskell was appointed in December 2016 by Auckland Transport to undertake the design for the Ōtāhuhu Town Centre Streetscape Upgrade.

One of the strategic objectives was to integrate and ensure the celebration of diversity in the public realm by creating a sense of place and restoring those aspects of our cultural history and cultural landscapes. The design was developed in collaboration with Mana Whenua design representatives in order to seek design recommendations for the project.



MT ROSKILL VILLIAGE

Creative design for this project which is the preliminary and detailed design for a localised streetscape upgrade at Mt Roskill Village draws on the opportunities identified in our 2013 Dominion Road – Cultural Landscape Concept Report, such as maunga, manu and whariki narrative design elements will be incorporated with the village streetscape.



VICTORIA PARK PUBLIC REALM AND URBAN DESIGN

This project was developed in collaboration with iwi representatives and artists Miriam van Wezel and Kupenga Design (Lisa Reihana and Henriata Nicholas). Community and Maori stories were told and woven through the design. This informed all conceptual design for elements of the adjacent infrastructure and public spaces.

About Boffa Miskell

Boffa Miskell is a leading New Zealand professional services consultancy with offices in Auckland, Hamilton, Tauranga, Wellington, Christchurch, Dunedin and Queenstown. We work with a wide range of local and international private and public sector clients in the areas of planning, urban design, landscape architecture, landscape planning, ecology, biosecurity, cultural heritage, graphics and mapping. Over the past four decades we have built a reputation for professionalism, innovation and excellence. During this time we have been associated with a significant number of projects that have shaped New Zealand's environment.

www.boffamiskell.co.nz

Auckland	Hamilton	Tauranga	Wellington	Christchurch	Queenstown	Dunedin
09 358 2526	07 960 0006	07 571 5511	04 385 9315	03 366 8891	03 441 1670	03 470 0460