



Boston Wardrobes

Reach-In Wardrobe
Design Guide

Reach-in Wardrobe Design Guide



Whether adding a wardrobe as part of a renovation or including one in your new home, it's important to ensure that your wardrobe will provide for your unique storage needs.

This guide has been created to give you the information you need when planning your reach-in wardrobes for a renovation or new home.



Boston Wardrobes is a NZ owned company with more than 35 years experience designing and installing wardrobes, giving you peace of mind that your project will be completed to the highest standard. We are proud of producing quality, durable products that improve your life and elevate your space.

The Space

How big does the wardrobe need to be?



We can't answer exactly how big your wardrobe will need to be until we know more about your space and needs. However, the below will give you an outline of our general, minimum recommendations.

1800mm in length per person

The design shown is based on a wardrobe with full width and height access with a pair of Sliding doors on the front.

600mm internal depth

The depth of the wardrobe is equally important. Suit jackets and coats require 600mm of internal depth.

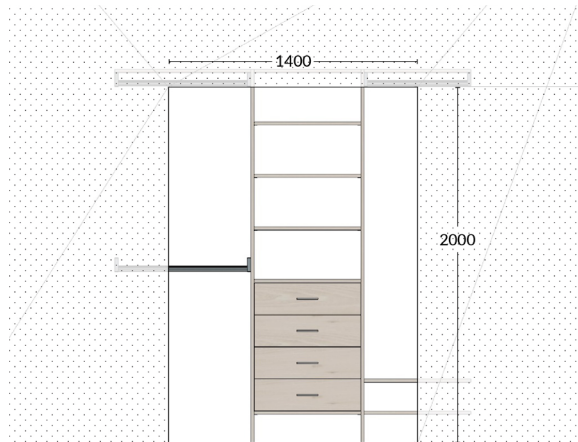
400mm minimum shelf depth and width

Folded garments typically are typically 350 mm wide/deep.

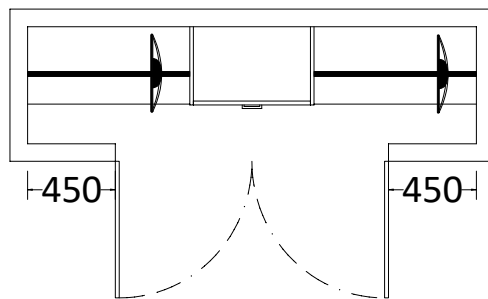
The Space

How much access do you have?

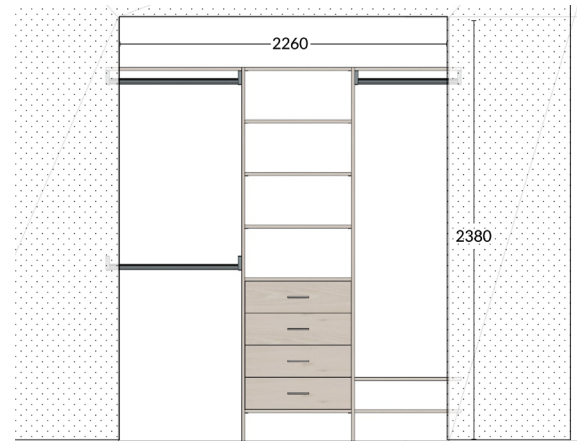
Before (with hinged doors)



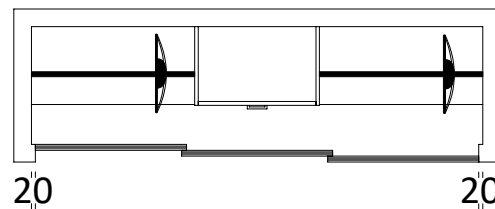
Plan view



After (break-out with sliding doors)



Plan view



Smart storage means maximizing the usable space available. You should consider which type of doors will best suit the cupboard before having your wardrobe organiser designed.

In some cases, you may need to enlist a builder to increase the size of the door opening - this is called a break-out.

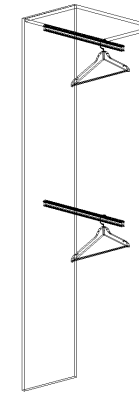
Boston wardrobe organisers do not have backs on them so your reach-in will need the walls lined and finished just like every other room in your house. Talk to your wardrobe designer about what preparation is required.

Reach-in Wardrobe Fundamentals

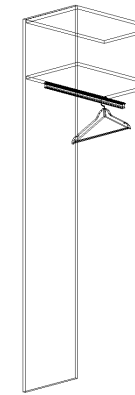
Hanging

The most common type of hanging is double hanging. Double hanging allows you to maximize the amount of clothes you can store by having one hanger rail above another, so long as an overall height of at least 2.1 metres is available.

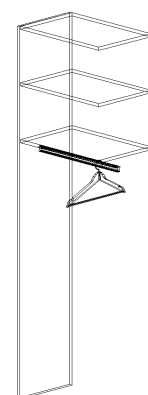
To store longer items such as dresses and coats, long hanging and $\frac{3}{4}$ hanging are also important. These can be set at custom heights depending on your requirements.



Double Hang



Long Hang



3/4 Hang

Shelving

Shelving is important as some garments, such as woolen jumpers, are best kept on an open shelf. We recommend a shelving depth of 400mm.



Reach-in Wardrobe Fundamentals

Drawers

Drawers serve several purposes in a wardrobe. You need them for storing under-garments, socks, t-shirts, sports gear and nightwear. It's not uncommon to also desire a nick-knacks drawer or jewelry drawer.

All drawers come with soft close runners and are offered in different depths.



Shoes

There are many different options available for the storage of shoes. When considering which solution will be best for you, keep in mind that women's shoes typically require a shelf width of 180-200mm per pair and men's dress shoes typically require a shelf width of 230-250mm per pair.

Standard depth for shoe shelves is typically 300mm.



Reach-in Wardrobe

Get in touch!



Boston Wardrobes offers the largest range of wardrobe systems in New Zealand.

Boston organisers are constructed locally with New Zealand made melamine panels. With an extremely durable surface, the panels are composed of sustainably sourced, New Zealand MDF substrate, laminated with quality melamine sheets available in a huge variety of finishes and colours.

Our showroom has many reach-in and walk-in wardrobes on display, showcasing all of our organiser and door ranges, as well as accessories.

Depending on your requirements, building stage and budget, our sales consultants can direct you to the system that will best suit your project.

[Get in touch to make an appointment at our Showroom today.](#)