

LIGHTING COLLECTION 2022

**A story of glass
and light.**



 **C. CANGINI & TUCCI[®]**

**A story of glass
and light.**

 **CANGINI & TUCCI®**

NOTE LEGALI

Il presente catalogo contiene le rappresentazioni grafiche e i disegni di prodotti e/o di opere che sono protetti ai sensi delle norme nazionali e sovranazionali in tema di proprietà intellettuale e industriale.

© Tutti i diritti sono riservati.

Le rappresentazioni grafiche e i disegni di questi prodotti e/o opere non possono essere oggetto di utilizzo, di riproduzione, di comunicazione, di diffusione e/o di trasmissione in qualsiasi forma, in qualsiasi modo e/o con qualsiasi mezzo elettronico, meccanico o altro, nessuno escluso, senza l'autorizzazione espressa del proprietario dei diritti. Alcuni dei prodotti e/o delle opere presentati in questo catalogo sono depositati come modelli industriali, disegni industriali e/o come marchi. Ogni violazione sarà perseguita con ogni mezzo messo a disposizione dall'ordinamento giuridico italiano e internazionale.

LEGAL DISCLAIMER

This catalogue contains visual representations and drawings of products and/or works that are protected under national and international intellectual and industrial property law.

© All rights reserved.

The visual representations and drawings of these products and/or works are not to be utilised, reproduced, communicated, disseminated and/or transmitted in any form whatsoever, by any means – be it electronic, mechanical or otherwise – without the express authorisation of the owner of the rights.

Some of the products and/or works presented in this catalogue are registered as industrial models, industrial designs and/or trademarks. Any violation will be prosecuted by any means made available by the Italian and international legal system.

RECHTLICHE HINWEISE

Die vorliegende Katalog enthält die grafischen Darstellungen und Zeichnungen der Produkte und/oder Werke, die durch nationale und übernationale Gesetze zum geistigen und gewerblichen Eigentum geschützt sind.

© Alle Rechte vorbehalten.

Die grafischen Darstellungen und Zeichnungen dieser Produkte und/oder Werke dürfen nicht verwendet, reproduziert, übermittelt, verbreitet und/oder in irgendeiner Form, auf keine Weise und/oder auf elektronische, mechanische oder andere Weise übertragen werden, ohne ausdrückliche Genehmigung des Rechteinhabers.

Einige der Produkte und/oder Werke, die in dieser Katalog präsentiert werden, sind als gewerbliche Muster, gewerbliche Zeichnungen und/oder als Marken eingetragen.

Jeder Verstoß wird mit allen Mitteln verfolgt, die vom italienischen und internationalen Rechtssystem zur Verfügung gestellt werden.

INDICE INDEX



300G.®
177



AERON®
77



ARABESQUE®
155



AUF®
147



DOLIUM®
139



ECLISSE®
65



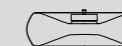
ECLISSE MAX®
55



FIJI®®
131



FLUTE®
123



FOLD®
95



FREQUENCY®®
17



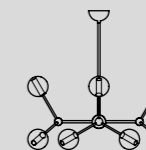
GEO®
87



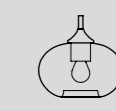
LACRIMA®
169



LADY LOUIS®
105



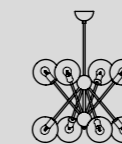
MIREA®
183



PARIGI®
161



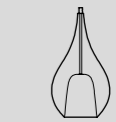
PIT®
43



SCARLETT®
197



TAO®
115



ZOE®
33



ZOE® MAX
27



ZOE VGM®
203

QUALITÀ MADE IN ITALY

QUALITY MADE IN ITALY / QUALITÄT MADE IN ITALY

TUTTI I NOSTRI PRODOTTI SONO ACCOMPAGNATI DA UN CERTIFICATO DI GARANZIA CHE NE ATTESTA L'ORIGINALITÀ, LA MANIFATTURA ITALIANA E LA QUALITÀ. I NOSTRI PRODOTTI SONO FRUTTO DELLA PIÙ PURA PRODUZIONE ARTIGIANALE E, DI CONSEGUENZA, ALCUNE IMPERFEZIONI DEL CRISTALLO, DEL COLORE, DEL CAMBIO DI TONALITÀ, NON VENGONO CONSIDERATI DIFETTI MA PREGI, CHE NE GARANTISCONO L'AUTENTICITÀ RENDENDO IL PEZZO UNICO.

ALL OUR PRODUCTS ARE PROVIDED OF A WARRANTY CERTIFICATE THAT AUTHENTICATES THE ORIGINALITY, THE ITALIAN MANUFACTURING AND QUALITY OF THE PRODUCT. WE GUARANTEE THAT OUR PRODUCTS ARE THE RESULT OF THE PUREST HANDMADE PRODUCTION, AND FOR THIS REASON ANY IMPERFECTIONS IN THE CRYSTAL OR COLOUR (OR CHANGES OF TONALITY) ARE NOT DEFECTIVE. EACH HAS PARTICULAR FEATURES THAT GUARANTEE THEIR AUTHENTICITY AND OFFER OUR ESTEEMED CUSTOMERS A OPPORTUNITY TO OWN A UNIQUE PRODUCT TO TREASURE.

ALLE UNSERE PRODUKTE WERDEN VON EINER GARANTIE BEGLEITET, DIE DEREN ORIGINALITÄT, DIE ITALIENISCHE HANDARBEIT UND DIE QUALITÄT BESCHWEINIGEN. UNSERE PRODUKTE SIND DAS ERGEBNIS REINSTER HANDWERKLICHER PRODUKTION UND FOLGLICH SIND EINIGE UNVOLLKOMMENHEITEN DES KRISTALLS, DER FARBE, DER NUANCENÄNDERUNG NICHT ALS FEHLER, SONDERN ALS WERT ZU ERACHTEN, DER DIE AUTHENTIZITÄT DES PRODUKTS GEWÄHRLEISTET UND ES EINZIGARTIG MACHT.



LINEE DI LUCE

LINES OF LIGHT / LICHTLINIEN

“SEGNI E LINEE PRENDONO
FORMA TRA FUOCO E MATERIA.
LA LUCE SI DESCRIVE
NELL’IRREGOLARITÀ DEL VETRO
CREANDO TENUI OMBRE ED
ESALTANDO TUTTA LA SAPIENZA
DI GESTI ANTICHI, DOVE
L’UNICITÀ DELLA FORMA SI
SPOSA AL DESIGN.
QUESTO È IL NOSTRO MODO DI
INTERPRETARE E RENDERE VIVA
LA LUCE”.

“SIGNS AND LINES TAKE SHAPE
FROM FIRE AND RAW MATERIALS.
THE LIGHT IS DESCRIBED IN THE IRREGULARITY
OF THE GLASS CREATING SOFT SHADOWS
AND ENHANCING ALL THE WISDOM OF ANCIENT
GESTURES, WHERE THE UNIQUENESS
OF THE FORM IS COMBINED WITH DESIGN.
THIS IS OUR INTERPRETATION OF BRINGING
LIGHT TO LIFE”.

“ZEICHEN UND LINIEN NEHMEN ZWISCHEN FEUER
UND MATERIE FORM AN. DAS LICHT BRICHT SICH
IN DER UNREGELMÄSSIGKEIT DES GLASES, ERZEUGT
ZARTE SCHATTEN UND HEBT DIE WEISHEIT ANTIKER
GESTEN HERVOR, WOBEI DIE EINZIGARTIGKEIT
DER FORM MIT DEM DESIGN KOMBINIERT WIRD.
DIES IST UNSERE ART, LICHT ZU INTERPRETIEREN
UND ZUM LEBEN ZU ERWECKEN”.



METALLIZ- ZAZIONE

METALLIZATION / METALLISIERUNG

IL PROCESSO DI METALLIZZAZIONE VIENE ESEGUITO CON METODO ARTIGIANALE. PICCOLE IMPERFEZIONI PIÙ O MENO EVIDENTI SONO INEVITABILI E NE ATTESTANO VALORIZZANDONE L'ESECUZIONE MANUALE DELLA STESSA. IL PROCESSO NON UTILIZZANDO CODICI RAL PUÒ DARE LUOGO A DIFFERENTI TONALITÀ DI COLORE CHE POSSONO CAMBIARE DA UNA FASE DI LAVORAZIONE ALL'ALTRA A DISTANZA DI TEMPO. L'AZIENDA RISERVA E GARANTISCE UN ATTENTO CONTROLLO DI QUALITÀ.

THE METALLIZATION PROCESS IS HANDCRAFTED. SMALL IMPERFECTIONS ARE INEVITABLE AND THEY ATTEST THE MANUAL EXECUTION OF THE PROCESS. THE PROCESS DOES NOT USE RAL CODES, THEREFORE THIS CAN GIVE RISE TO DIFFERENT SHADES OF COLOUR THAT CAN CHANGE FROM A PHASE OF PRODUCTION TO ANOTHER IN A DISTANCE OF TIME. THE COMPANY RESERVES AND GUARANTEES A CAREFUL QUALITY CONTROL.

DIE METALLISIERUNG PROZESS ERFOLGT IN HANDWERKLICHE VERFAHREN KLEINE IMPERFEKTIONEN SIND NICHT VERHINDERBAR UND WERTSCHÄTZEN DAS KUNST-HANDWERK. LEIDER SIND KEINE STANDARD FARBSKALA EINSETZBAR DAHER SIND LEICHTE TON UNTERSCHIEDE IN DEM FARBERGEBNIS BEI UNTERSCHIEDLICHEN LIEFERUNGEN MÖGLICH. DIE FIRMA GARANTIERT EINE AKKURATE QUALITÄT KONTROLLE.

DIAMO VITA ALLA TUA IMMAGINA- ZIONE

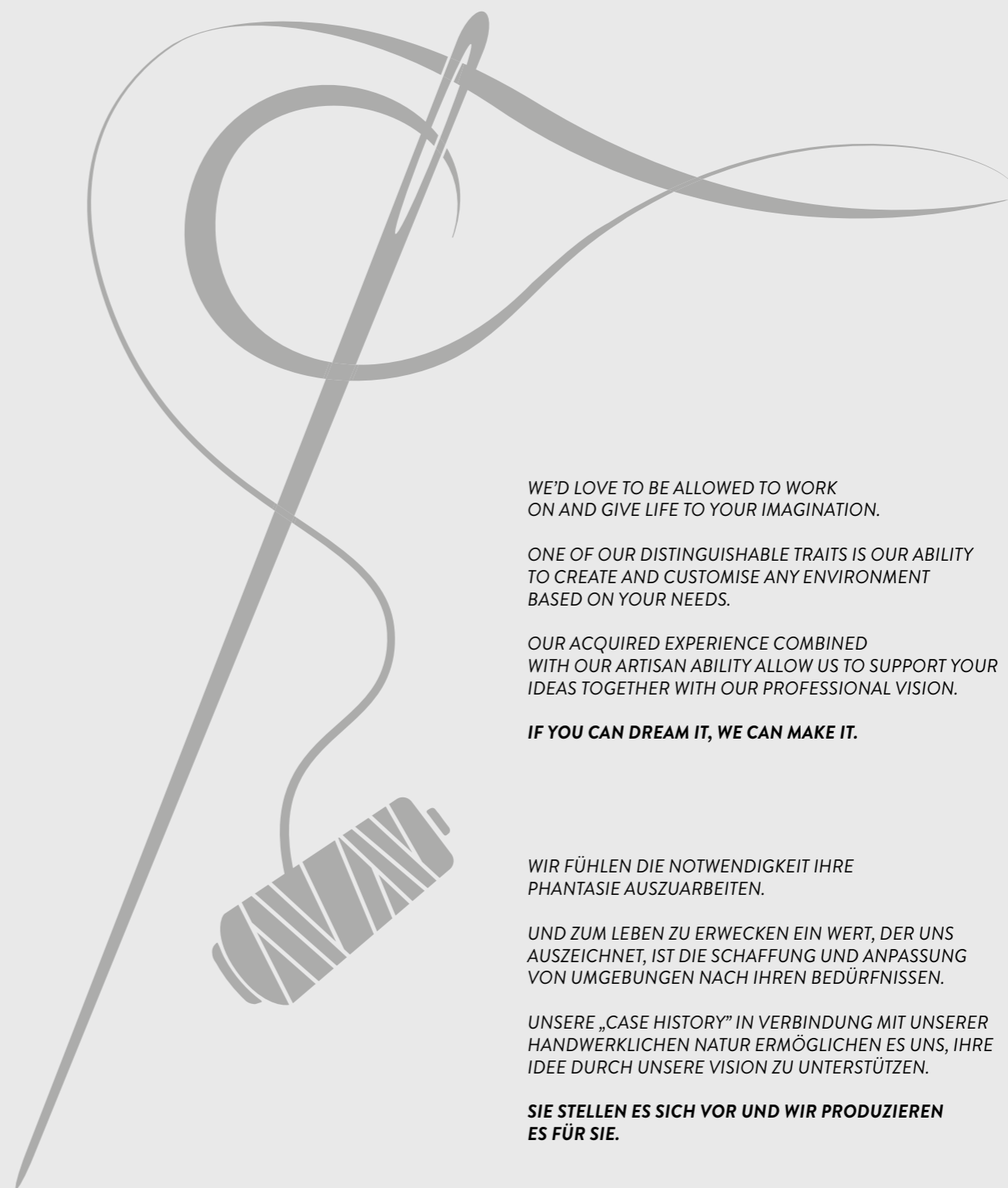
LET'S GIVE LIFE TO YOUR IMAGINATION
WIR ERWECKEN IHRE FANTASIE ZUM LEBEN

SENTIAMO LA NECESSITÀ
DI ELABORARE E DARE VITA
ALLA VOSTRA IMMAGINAZIONE.

UN VALORE CHE CI CONTRADDISTINGUE
È LA REALIZZAZIONE E
PERSONALIZZAZIONE DEGLI AMBIENTI
IN BASE ALLE VOSTRE ESIGENZE.

LE NOSTRE "CASE HISTORY" UNITE
ALLA NOSTRA NATURA ARTIGIANA
CI PERMETTONO DI SUPPORTARE
LA VOSTRA IDEA ATTRAVERSO
LA NOSTRA VISIONE.

**SE VOI RIUSCITE AD IMMAGINARLO
NOI POSSIAMO PRODURLO.**



*WE'D LOVE TO BE ALLOWED TO WORK
ON AND GIVE LIFE TO YOUR IMAGINATION.*

*ONE OF OUR DISTINGUISHABLE TRAITS IS OUR ABILITY
TO CREATE AND CUSTOMISE ANY ENVIRONMENT
BASED ON YOUR NEEDS.*

*OUR ACQUIRED EXPERIENCE COMBINED
WITH OUR ARTISAN ABILITY ALLOW US TO SUPPORT YOUR
IDEAS TOGETHER WITH OUR PROFESSIONAL VISION.*

IF YOU CAN DREAM IT, WE CAN MAKE IT.

*WIR FÜHLEN DIE NOTWENDIGKEIT IHRE
PHANTASIE AUSZUARBEITEN.*

*UND ZUM LEBEN ZU ERWECKEN EIN WERT, DER UNS
AUSZEICHNET, IST DIE SCHAFFUNG UND ANPASSUNG
VON UMGEBUNGEN NACH IHREN BEDÜRFNISSEN.*

*UNSERE „CASE HISTORY“ IN VERBINDUNG MIT UNSERER
HANDWERKLICHEN NATUR ERMÖGLICHEN ES UNS, IHRE
IDEE DURCH UNSERE VISION ZU UNTERSTÜTZEN.*

**SIE STELLEN ES SICH VOR UND WIR PRODUZIEREN
ES FÜR SIE.**

OWN THE LIGHT

OWN THE LIGHT, SMART LIGHT AND SYSTEM

È IL SISTEMA PENSATO DA CANGINI E TUCCI PER RENDERE UNICA E PERSONALE LA PROPRIA ESPERIENZA LUMINOSA.

RENDENDO LA LUCE VIVA GRAZIE AD UN SISTEMA DI DIMMERAZIONE GESTIBILE DA UNA APP UTILIZZABILE SU QUALSIASI DISPOSITIVO SMART. GRAZIE AD ESSA SARÀ POSSIBILE GESTIRE LA LUCE NELL'INTENSITÀ LUMINOSA, COSÌ DA POTER CREARE SEMPRE L'ATMOSFERA GIUSTA. NON SI TRATTERÀ PIÙ SOLO D'ILLUMINARE UN AMBIENTE.

OWN THE LIGHT È ANCHE TECNOLOGIA MECCANICA. GRAZIE AD UN SISTEMA "UP&DOWN" SIA NELLA STANZA CHE SOPRA AD UN TAVOLO SARÀ POSSIBILE REGOLARE LA DISTANZA CON UN SEMPLICE MOVIMENTO ALZANDO ED ABBASSANDO LA LAMPADA. AL RESTO PENSERÀ IL SOFISTICATO SISTEMA DI RIAVVOLGIMENTO INTERNO. CHE PERMETTERÀ ALLA LAMPADA DI RIMANERE SEMPRE STABILE.

CASAMBI

OWN THE LIGHT, SMART LIGHT AND SYSTEM

DESIGNED BY CANGINI AND TUCCI FOR A UNIQUE AND PERSONAL LIGHT EXPERIENCE.

MAKING THE LIGHT COME TO LIFE THANKS TO A DIMMING SYSTEM CONTROLLABLE BY AN APP THAT CAN BE USED ON ANY SMART DEVICE.

THANKS TO THIS APP, IT WILL BE POSSIBLE TO MANAGE THE LUMINOUS INTENSITY OF THE LIGHT, SO THAT ONE IS ALWAYS ABLE TO CREATE THE DESIRED ATMOSPHERE. IT WILL NO LONGER BE JUST ABOUT ILLUMINATING AN ENVIRONMENT.

OWN THE LIGHT IS MECHANICAL TECHNOLOGY AS WELL. THANKS TO AN "UP & DOWN" SYSTEM BOTH IN A ROOM OR ON A TABLE IT WILL BE POSSIBLE TO ADJUST THE DISTANCE WITH A SIMPLE MOVEMENT BY RAISING AND LOWERING THE LAMP. THE SOPHISTICATED INTERNAL REWINDING SYSTEM WILL TAKE CARE OF THE REST. THIS WILL ALLOW THE LAMP TO ALWAYS REMAIN STABLE.

OWN THE LIGHT, SMART LIGHT AND SYSTEM

IST DAS SYSTEM, DAS VON CANGINI UND TUCCI ENTWICKELT WURDE, UM IHR BELEUCHTUNGSERLEBNIS EINZIGARTIG UND PERSÖNLICH ZU GESTALTEN.

MIT UNSEREM SYSTEM WIRD DAS LICHT GEDIMMT UND ÜBER EINE APP GESTEUERT, DIE AUF JEDEM BELIEBIGEN GERÄT VERWENDET WERDEN KANN.

DADURCH WIRD ES MÖGLICH SEIN, DAS LICHT IN DER LICHTINTENSITÄT ZU STEUERN, SO DASS SIE IMMER DIE RICHTIGE ATMOSPHÄRE SCHAFFEN KÖNNEN.


ES GEHT NICHT MEHR NUR DARUM, EINEN RAUM ZU BELEUCHTEN.

OWN THE LIGHT IST AUCH MECHANISCHE TECHNOLOGIE. DANK EINES "UP&DOWN"-SYSTEMS SOWOHL IM RAUM ALS AUCH ÜBER EINEM TISCH WIRD ES MÖGLICH SEIN, DEN ABSTAND MIT EINER EINFACHEN BEWEGUNG DURCH HEBEN UND SENKEN DER LAMPE EINZUSTELLEN. UM DEN REST KÜMMERT SICH DAS AUSGEKLÜGELTE INTERNE RÜCKSPULSYSTEM. DADURCH KANN DIE LAMPE JEDERZEIT STABIL BLEIBEN.



10%

100%



FREQUENCY[®]

DESIGN:  MARCANTONIO

LAMPADA FREQUENCY

Design by Marcantonio Raimondi Malerba



FREQUENCY È UNA LAMPADA LINEARE A LED REALIZZATA IN VETRO SOFFIATO DISEGNATA DA MARCANTONIO RAIMONDI MALERBA. FREQUENCY ESISTE IN DUE VERSIONI, ENTRAMBE A SOSPENSIONE. LA PRIMA PUÒ ESSERE INSTALLATA IN ORIZZONTALE, SOPRA UN TAVOLO DA PRANZO, SOPRA UN BANCO RECEPTION O UNA SCRIVANIA IN UFFICIO. LA SECONDA VIENE INSTALLATA IN VERTICALE, E FUNZIONA COME UNA PIANTANA, MA SENZA ALCUN INGOMBRO A TERRA, DAL MOMENTO CHE NON HA UNA BASE. FREQUENCY, COME TUTTE LE LAMPADE DI CANGINI E TUCCI È STATA INTERAMENTE REALIZZATA A MANO IN ITALIA.

“FREQUENCY NASCE DALLA VOLONTÀ DI ESALTARE L'ESSENZA DELLA LUCE, HO IMMAGINATO UN FASCIO LUMINOSO CHE VIAGGIVA NELLO SPAZIO. VOLEVO CHE LA FORMA DEL VETRO RACCONTASSE IL MOVIMENTO E L'INTENSITÀ DELL'ENERGIA SPRIGIONATA DA QUESTO RAGGIO. ATTRAVERSO UN SAPIENTE CONTROLLO DEL VETRO, GRAZIE ALL'ESPERIENZA DI CANGINI E TUCCI, SIAMO RIUSCITI A CREARE UN OGGETTO SCULTOREO DAL CARATTERE DEFINITO MA AL CONTEMPO FLUIDO E LEGGERO, UN OGGETTO IN CUI LE FORME SEMBRANO COMPENETRARSI, IN CUI I VOLUMI SCIVOLANO GLI UNI DENTRO A GLI ALTRI COME IN UN ONDA DI ENERGIA VIVA E ATTIVA. FREQUENCY È UNA LAMPADA CONTEMPORANEA CHE CELEBRA L'ARTE DEL VETRO LAVORATO A MANO COME SOLO UNA SCULTURA PUÒ FARE.” MARCANTONIO

FREQUENCY IS A LINEAR LED LAMP MADE OF BLOWN GLASS DESIGNED BY MARCANTONIO RAIMONDI MALERBA. FREQUENCY EXISTS IN TWO VERSIONS, BOTH HANGING. THE FIRST CAN BE INSTALLED HORIZONTALLY, OVER A DINING TABLE, ABOVE A RECEPTION DESK OR A DESK IN AN OFFICE. THE SECOND IS INSTALLED VERTICALLY, AND WORKS LIKE A FLOOR LAMP, BUT WITHOUT ANY OBSTACLE ON THE GROUND, SINCE IT DOES NOT HAVE A BASE. FREQUENCY, LIKE ALL CANGINI AND TUCCI LAMPS, IS ENTIRELY HANDMADE IN ITALY.

“FREQUENCY WAS BORN FROM THE DESIRE TO ENHANCE THE ESSENCE OF LIGHT. I IMAGINED A BEAM OF LIGHT THAT TRAVELED THROUGH SPACE. I WANTED THE SHAPE OF THE GLASS TO TELL THE MOVEMENT AND INTENSITY OF THE ENERGY RELEASED BY THIS BEAM. THROUGH A SKILFUL CONTROL OF THE GLASS, THANKS TO THE EXPERIENCE OF CANGINI AND TUCCI, WE MANAGED TO CREATE A SCULPTURAL OBJECT WITH A DEFINITE CHARACTER BUT AT THE SAME TIME FLUID AND LIGHT, AN OBJECT IN WHICH THE SHAPES SEEM TO INTERPENETRATE, IN WHICH THE VOLUMES SLIDE INTO EACH OTHER AS IN A WAVE OF LIVING AND ACTIVE ENERGY. FREQUENCY IS A CONTEMPORARY LAMP THAT CELEBRATES THE ART OF HANDMADE GLASS AS ONLY A SCULPTURE CAN DO.” MARCANTONIO






1553.OR.1
Glass: transparent
Structure: satin gold





1553.VE
 Glass: transparent
 Structure: satin black nickel

1553.OR.1
 Glass: bicolored shiny-tobacco
 Structure: satin gold





1553.OR.1
Glass: transparent
Structure: satin gold

FINITURA METALLICA DISPONIBILE / METAL FINISH AVAILABLE

Cromo / Oro satinato / Nichel nero satinato / Chrome / Satin gold / Satin black nickel

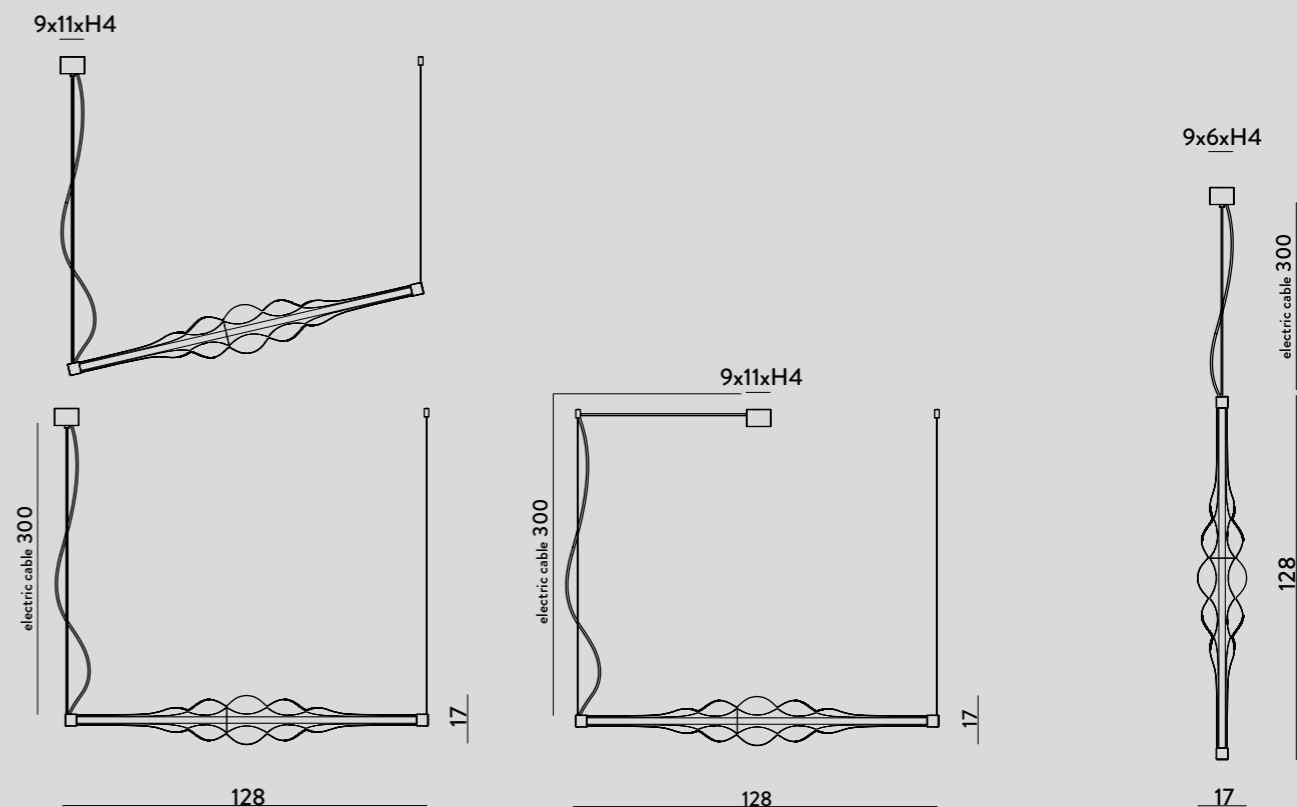
- STRUTTURA IN OTTONE GALVANIZZATO / STRUCTURE IN GALVANIZED BRASS
- DRIVER INCLUSO / DRIVER INCLUDED
- DIMMERABILE: SÌ - CIRCUITO LED SOSTITUIBILE DA PROFESSIONISTA
DIMMABLE: YES - LED CIRCUIT IS REPLACEABLE BY PROFESSIONAL
- A RICHIESTA: **CON COMPONENTI UL** per USA **+10%** / ON DEMAND: **WITH UL COMPONENTS** for USA **+10%**

LED DISPONIBILE PER LA LINEA FREQUENCY[®] / LED AVAILABLE FOR FREQUENCY[®]:
LED 26,1W DIMM - 4206 Lm - 700mA - CRI 95 - 37V

I LUMEN INDICATI CORRISPONDONO ALL'INTENSITÀ LUMINOSA ALL'ORIGINE DEL CIRCUITO LED
LUMEN INDICATED CORRESPONDS TO THE LUMINOUS INTENSITY AT THE ORIGIN OF THE LED CIRCUIT

LED 26,1W DIMM - 1700 Lm - 700mA - CRI 95 - 37V

LUMEN ALL'INTENSITÀ LUMINOSA CON VETRO TRASPARENTE
LUMEN LUMINOUS INTENSITY WITH TRANSPARENT GLASS




1553.OR.1
SOSPENSIONE / HANGING LAMP
L128 - P17 - H17 cm - cavo/cable 300 cm
LED 26,1W DIMM - 1700 Lm - 700mA - CRI 95 - 37V
CE IP20 ⚠ Ⓡ1m

1553.OR.2
SOSPENSIONE / HANGING LAMP
L128 - P17 - H17 cm - cavo/cable 300 cm
LED 26,1W DIMM - 1700 Lm - 700mA - CRI 95 - 37V
CE IP20 ⚠ Ⓡ1m

1553.VE
SOSPENSIONE / HANGING LAMP
L17 - P17 - H128 cm - cavo/cable 300 cm
LED 26,1W DIMM - 1700 Lm - 700mA - CRI 95 - 37V
CE IP20 ⚠ Ⓡ1m

COLORI VETRO DISPONIBILI / AVAILABLE GLASS COLOURS



01 - TRASPARENTE
TRANSPARENT



bicolore IRIDE-TABACCO
bicolored SHINY-TOBACCO

FINITURA METALLICA DISPONIBILE / METAL FINISH AVAILABLE



CROMO
CHROME



ORO SATINATO
SATIN GOLD



NICHEL NERO SATINATO
SATIN BLACK NICKEL

ZOE MAX È UNA LAMPADA A SOSPENSIONE IN VETRO SOFFIATO ED È L'ULTIMA ARRIVATA DELLA FAMIGLIA ZOE. CON UN DIAMETRO 45CM DI E UN'ALTEZZA DI 80CM È UNA DELLE LAMPADIE PIÙ GRANDI REALIZZATE DA CANGINI E TUCCI. IL DESIGN È LO STESSO DI SEMPRE, ICONICO, SEMPLICE MA ALLO STESSO TEMPO ELEGANTE E SENZA TEMPO. ZOE MAX PUÒ ESSERE INSTALLATA SOPRA UN TAVOLO DA PRANZO, IN UN VANO SCALA, A FIANCO DI UN SOPPALCO SU UN DOPPIO VOLUME. LE DIMENSIONI GENEROSE SONO PERFETTE PER RIEMPIRE UN VUOTO ALL'INTERNO DI UNO SPAZIO ARCHITETTONICO, O PER DEFINIRE UN'AREA ALL'INTERNO DI UNO SPAZIO PIÙ AMPIO, AD ESEMPIO SOPRA UN TAVOLO ALL'INTERNO DI UN RISTORANTE. IL VETRO ESTERNO DI ZOE MAX PUÒ ESSERE REALIZZATO IN DIVERSE FINITURE E COLORI: CON EFFETTO METALLIZZATO O CON COLORAZIONE SEMPLICE, LA PARTE INTERNA DEL VETRO È IN VETRO SATINATO.

ZOE MAX IS A BLOWN GLASS PENDANT LAMP AND IS THE LATEST ADDITION TO THE ZOE FAMILY. WITH A DIAMETER OF 45CM AND A HEIGHT OF 80CM IT IS ONE OF THE LARGEST LAMPS MADE BY CANGINI AND TUCCI. THE DESIGN IS THE SAME AS ALWAYS, ICONIC, SIMPLE BUT AT THE SAME TIME ELEGANT AND TIMELESS. ZOE MAX CAN BE INSTALLED ABOVE A DINING TABLE, IN A STAIRWELL, ALONGSIDE A LOFT ON A TWO STOREY INTERIOR. THE GENEROUS SIZE IS PERFECT FOR FILLING A VOID WITHIN AN ARCHITECTURAL SPACE, OR FOR DEFINING AN AREA WITHIN A LARGER SPACE, SUCH AS ABOVE A TABLE WITHIN A RESTAURANT. THE EXTERNAL GLASS OF ZOE MAX CAN BE MADE IN DIFFERENT FINISHES AND COLORS: WITH A METALLIC EFFECT OR WITH A SIMPLE COLORING, THE INTERNAL PART OF THE GLASS IS SATIN GLASS.

ZOE MAX[®]



MAX1303.1L
Glass: bronze



MAX1303.1L
Glass: transparent



ZOE[®] MAX

ULTERIORI COMPOSIZIONI A RICHIESTA
ADDITIONAL COMPOSITIONS ON DEMAND

FINITURA METALLICA DISPONIBILE / METAL FINISH AVAILABLE

Cromo / Bianco opaco / Nero opaco / Cromo spazzolato / Chrome / Matt white / Matt black / Brushed chrome

SI CONSIGLIA: LAMPADINA E27 LED 25 w 2250 lm Ø140 mm (NON INCLUSA)
WE RECOMMEND: LED BULB E27 LED 25 w 2250 lm Ø140 mm (NOT INCLUDED)



! GUIDA CARATTERISTICA METALLIZZAZIONE

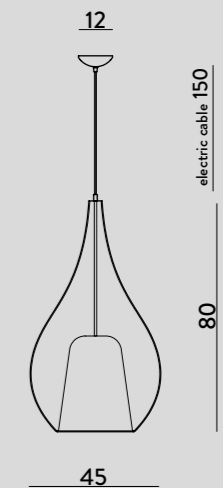
Zoe Max è una lampada interamente realizzata a mano. Il processo necessario a realizzare a mano una lampada di queste dimensioni è molto complesso e richiede ore di lavorazione da parte di operai specializzati nella soffiatura del vetro. Su una superficie di queste dimensioni può capitare che si verifichino delle piccole imperfezioni, soprattutto in fase di finitura o durante la metallizzazione. Tali imperfezioni attestano che il prodotto è realizzato con procedure artigianali e aumentano ulteriormente il valore della lampada. L'azienda Cangini e Tucci non accetta nessun tipo di contestazione sulle eventuali micro-imperfezioni superficiali che dovesse presentare la lampada. (vedi riferimento brochure a riguardo)

! GUIDE TO THE METALLISATION CHARACTERISTIC

Zoe Max is a lamp made entirely by hand. The process involved in manually producing a lamp of this size is very complex and requires hours of labour performed by skilled glassblowers. On a surface of such an extent, small imperfections may occur, especially during the finishing or metallisation process. Such imperfections attest to the fact that the product is handcrafted and further increase the value of the lamp. The Cangini e Tucci company does not accept any complaints regarding micro-imperfections on the lamp surface. (Please refer to the specific brochure of reference.)

! LEITFADEN FÜR METALLISIERUNGSMERKMALE

Zoe Max ist eine vollständig von Hand gefertigte Lampe. Die handwerkliche Herstellung einer Lampe dieser Größe ist sehr komplex und erfordert stundenlange Arbeit der Glasbläser. Auf einer Oberfläche dieser Größe können kleine Unregelmäßigkeiten auftreten, insbesondere in der Endbearbeitung oder während der Metallisierung. Diese Unvollkommenheiten beweisen, dass es sich um ein handgefertigtes Produkt handelt, und erhöhen den Wert der Lampe. Die Firma Cangini e Tucci akzeptiert keine Reklamationen bezüglich oberflächlicher Mikrofehler, die die Lampe aufweisen kann. (siehe Referenzbrochure)



MAX1303.1L

SOSPENSIONE / HANGING LAMP

Glass Ø45 cm - cavo/cable 150 cm

E27 1 x 220-240V

CE IP20 (1m)

DIMMABLE WITH: Dimmable bulbs (not included)

COLORI VETRO METALLIZZATO DISPONIBILI / METALLIC GLASS COLOURS AVAILABLE



NERO
BLACK



BRONZO
BRONZE



ORO ROSA
ROSE GOLD



CROMO
CHROME



BIANCO
WHITE



NERO
BLACK



CROMO SPAZZOLATO
BRUSHED CHROME

COLORI VETRO DISPONIBILI / AVAILABLE GLASS COLOURS



01 - TRASPARENTE
TRANSPARENT

03 - ROSA
PINK

05 - AMBRA
AMBER

06 - VERDE
GREEN

07 - AZZURRO
SKY-BLUE

08 - FUMÈ
FUME

16 - TABACCO
TOBACCO

17 - RUBINO
RUBY

ARTICOLO MAX NEL COLORE FUMÈ: SUPPLEMENTO DEL 10% SUL PREZZO DEL COLORATO / PRODUCT MAX IN FUME COLOR: 10% SURCHARGE ON THE PRICE OF THE COLOURED



ZOE[®]



1309MX.3L
Glass: gold, steel, bronze
Plate: white



Track **AUF120**

3x **1303**
Glass: black



XXL1303.1L
Glass: gold





XXL1303.1L
Glass: bronze

AP1301.1L
Glass: steel
Structure: chrome



LUGI1303
Glass: bronze

LUXXL1303
Glass: gold

PARALUMI CINETTE DISPONIBILI PER LA LINEA ZOE
CINETTE LAMPSHADES AVAILABLE FOR ZOE

CI - BIANCO / ARGENTO
CI - WHITE / SILVER



CI - BIANCO / ORO
CI - WHITE / GOLD



CI - NERO / ARGENTO
CI - BLACK / SILVER



CI - NERO / ORO
CI - BLACK / GOLD



FINITURA METALLICA DISPONIBILE / METAL FINISH AVAILABLE

Cromo / Bianco opaco / Nero opaco / Cromo spazzolato / Chrome / Matt white / Matt black / Brushed chrome

- CAVO TRASPARENTE, A RICHIESTA: TESSILE NERO
TRANSPARENT CABLE, ON DEMAND: BLACK TEXTILE

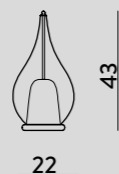
- A RICHIESTA: SOSPENSIONE E APPLIQUE G9 PUÒ ESSERE REALIZZATA CON ATTACCO E14, senza sovrapprezzo
ON DEMAND: HANGING LAMPS AND WALL LAMPS WITH G9 CAN BE MADE WITH E14, without surcharge

LED DISPONIBILE PER LAMPADE DA TAVOLO CON PARALUME / LED AVAILABLE FOR TABLE LAMPS WITH SHADE:
LED 4,3W 350 LUMEN 3.000K

I LUMEN INDICATI CORRISPONDONO ALL'INTENSITÀ LUMINOSA ALL'ORIGINE DELLA SCHEDE LED
LUMEN INDICATED CORRESPONDS TO THE LUMINOUS INTENSITY AT THE ORIGIN OF THE LED BOARD



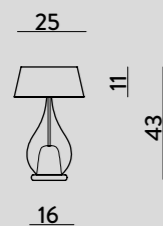
LU1300
LAMPADA DA TAVOLO / TABLE LAMP
Glass Ø16 cm - H33 cm
G9 1 x max 33W 230V
CE IP20 1m



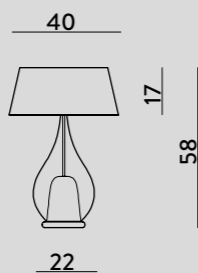
LUGIG1300
LAMPADA DA TAVOLO / TABLE LAMP
Glass Ø22 cm - H43 cm
E27 1 x max 60W 220-240V
CE IP20 1m



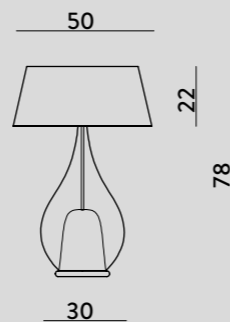
LUXXL1300
LAMPADA DA TAVOLO / TABLE LAMP
Glass Ø30 cm - H58 cm
E27 1 x max 60W 220-240V
CE IP20 1m



LU1303
LAMPADA DA TAVOLO / TABLE LAMP
Glass Ø16 cm - H43 cm
E14 1 x max 40W 220-240V
LED 1 x 4,3W 350 LUMEN 3.000K
CE IP20 1m



LUGIG1303
LAMPADA DA TAVOLO / TABLE LAMP
Glass Ø22 cm - H58 cm
E27 1 x max 60W 220-240V
LED 1 x 4,3W 350 LUMEN 3.000K
CE IP20 1m



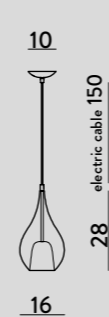
LUXXL1303
LAMPADA DA TAVOLO / TABLE LAMP
Glass Ø30 cm - H78 cm
E27 1 x max 60W 220-240V
LED 1 x 4,3W 350 LUMEN 3.000K
CE IP20 1m

DIMMABLE WITH: Dimmable bulbs (not included)

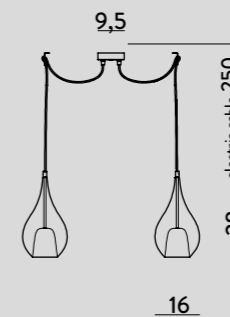
COLORI VETRO DISPONIBILI / AVAILABLE GLASS COLOURS



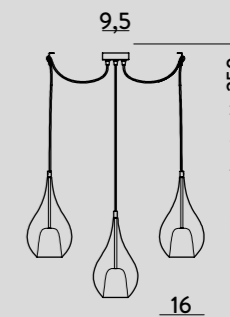
ARTICOLI GIG E XXL NEL COLORE FUMÈ: SUPPLEMENTO DEL 10% SUL PREZZO DEL COLORATO / PRODUCTS GIG AND XXL IN FUME COLOR: 10% SURCHARGE ON THE PRICE OF THE COLOURED



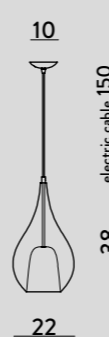
1303.1L (a richiesta/on demand with E14)
SOSPENSIONE / HANGING LAMP
Glass Ø16 cm - cavo/cable 150 cm
G9 1 x max 48W 230V
CE IP20 1m



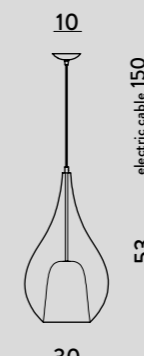
1303.2L (a richiesta/on demand with E14)
SOSPENSIONE / HANGING LAMP
Glass 2x Ø16 cm - cavo/cable 250 cm
G9 2 x max 48W 230V
CE IP20 1m



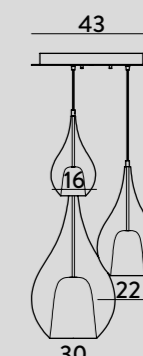
1303.3L (a richiesta/on demand with E14)
SOSPENSIONE / HANGING LAMP
Glass 3x Ø16 cm - cavo/cable 250 cm
G9 3 x max 48W 230V
CE IP20 1m



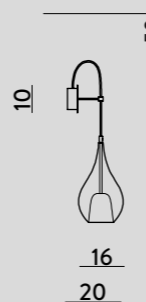
GIG1303.1L
SOSPENSIONE / HANGING LAMP
Glass Ø22 cm - cavo/cable 150 cm
E27 1 x max 105W 220-240V
CE IP20 1m



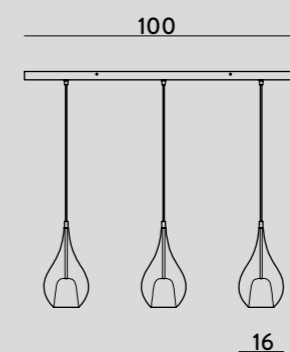
XXL1303.1L
SOSPENSIONE / HANGING LAMP
Glass Ø30 cm - cavo/cable 150 cm
E27 1 x max 105W 220-240V
CE IP20 1m



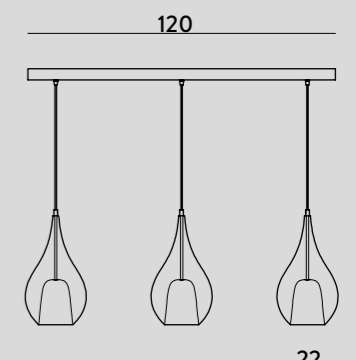
1309MX.3L (*a richiesta/on demand with E14)
PLAFONIERA / CEILING LAMP
Glass Ø16/22/30 cm - cavo/cable 150 cm
*G9 1 x max 48W 230V
E27 - 2 x max 105W 220-240V
CE IP20 1m



AP1301.1L (a richiesta/on demand with E14)
APPLIQUE / WALL LAMP
Glass Ø16 cm - cavo/cable 50 cm
G9 1 x max 48W 230V
CE IP20 1m




1307.3L (a richiesta/on demand with E14)
BINARIO / CEILING TRACK
Glass 3x Ø16 cm - cavo/cable 150 cm
G9 3 x max 48W 230V
CE IP20 1m



GIG1307.120.3L
BINARIO / CEILING TRACK
Glass 3x Ø22 cm - cavo/cable 150 cm
E27 3 x max 105W 220-240V
CE IP20 1m

COLORI VETRO METALLIZZATO DISPONIBILI / METALLIC GLASS COLOURS AVAILABLE



FINITURA METALLICA DISPONIBILE / METAL FINISH AVAILABLE





PIT[©]



Track **AUF150**

3x **MAX1583**
Glass: amber

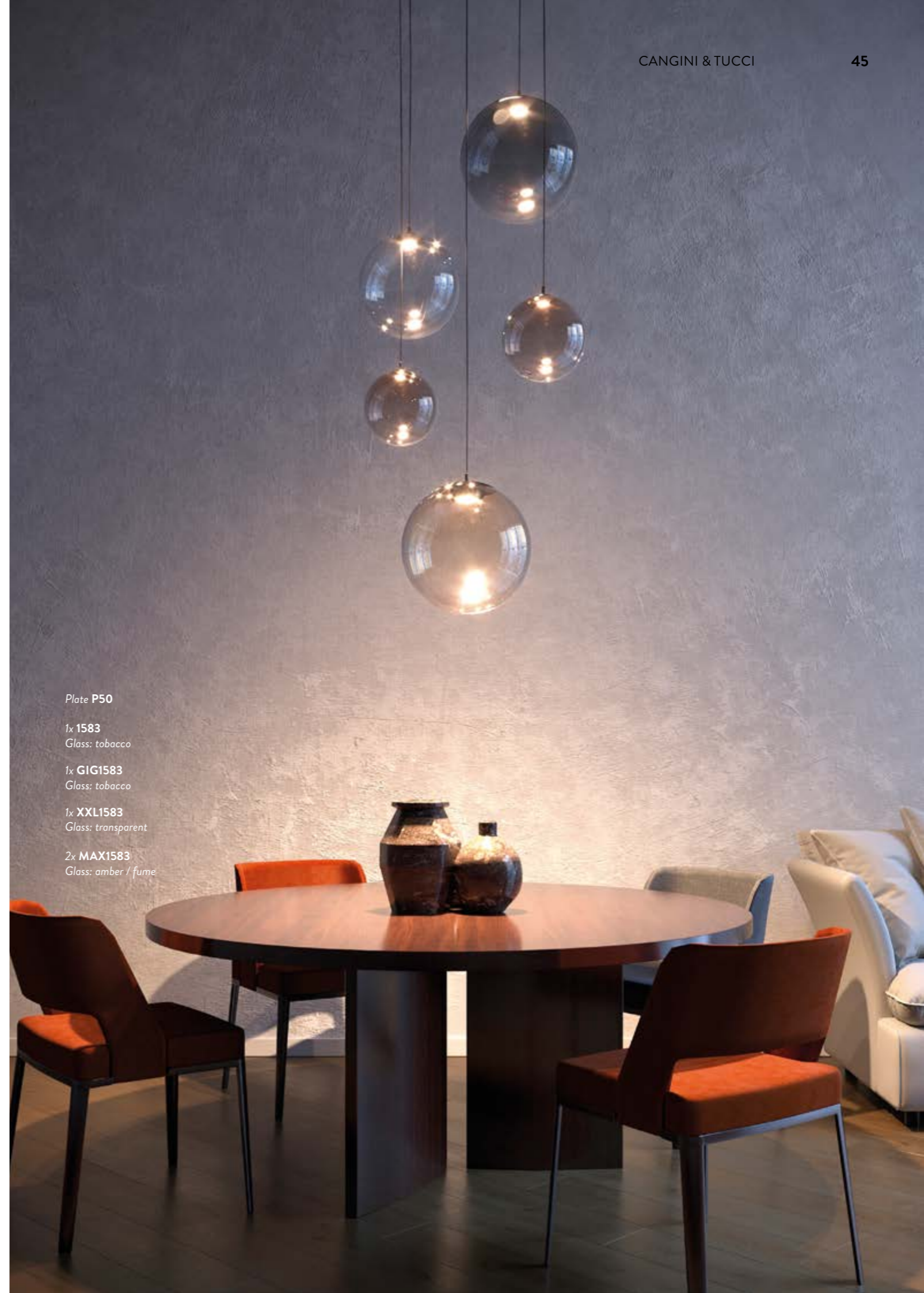


Plate **P50**

1x **1583**
Glass: tobacco

1x **GIG1583**
Glass: tobacco

1x **XXL1583**
Glass: transparent

2x **MAX1583**
Glass: amber / fume



1583.1L
Glass: fume



GIG1583.1L
1583.1L
Glass: tobacco



LU1580.1L
 Glass: fume
 Structure: satin black nickel



Track **AUF150**
 matt black finish

5x **1583**
 Glass: amber, fume, transparent



LU1585.1L
Glass: fume
Structure: satin black nickel



FINITURA METALLICA STANDARD STANDARD METAL FINISH

Cromo / Bianco opaco / Nero opaco / Cromo spazzolato Chrome / Matt white / Matt black / Brushed chrome

FINITURA METALLICA PER LUMETTO E PIANTANA DISPONIBILI SOLO IN: Oro satinato / Bronzo satinato / Nichel nero satinato
METAL FINISH FOR TABLE AND FLOOR LAMP AVAILABLE ONLY IN: Satin gold / Satin bronze / Satin black nickel

FINITURA GALVANICA A RICHIESTA (vedi listino per sovrapprezzo) GALVANIC FINISH ON DEMAND (see pricelist for surcharge)

- STRUTTURA E ROSONE SINGOLO DISPONIBILE IN: Oro satinato / Bronzo satinato / Nichel nero satinato
STRUCTURE AND SMALL SINGLE CANOPY AVAILABLE IN: Satin gold / Satin bronze / Satin black nickel

- BINARI E PIASTRE DISPONIBILI SOLO IN: Cromo / Bianco opaco / Nero opaco / Cromo spazzolato
TRACKS AND PLATES AVAILABLE ONLY IN: Chrome / Matt white / Matt black / Brushed chrome

- STRUTTURA PORTALAMPADA IN ALLUMINIO / ALUMINUM LAMP HOLDER

- CAVO ELETTRICO COASSIALE A BASSA TENSIONE TRASPARENTE O NERO
COAXIAL LOW VOLTAGE ELECTRIC CABLE IN TRANSPARENT OR BLACK

- DRIVER INCLUSO / DRIVER INCLUDED

- DIMMERABILE: SÌ - SCHEDA LED SOSTITUIBILE DA PROFESSIONISTA
DIMMABLE: YES - LED IS REPLACEABLE BY PROFESSIONAL

- A RICHIESTA: CON COMPONENTI UL per USA / ON DEMAND: WITH UL COMPONENTS for USA

LED DISPONIBILI PER LA LINEA PIT[®] / LEDS AVAILABLE FOR PIT[®]:

LED 1 x 6W DIMM - 11,2-12,8 V - 500 mA - CRI >90 - 866 Lm - 144 Lm/W - 3 Step MacAdam - 2700°K
LED 1 x 6W DIMM - 11,2-12,8 V - 500 mA - CRI >90 - 866 Lm - 144 Lm/W - 3 Step MacAdam - 3000°K

LED DISPONIBILE PER LA LINEA PIT[®] PIANTANA / LED AVAILABLE FOR PIT[®] FLOOR LAMP:

LED 1 x 8,4W DIMM - 11,2-12,8 V - 700mA - CRI >90 - 1200 Lm - 144 Lm/W - 3 Step MacAdam - 2700°K
LED 1 x 8,4W DIMM - 11,2-12,8 V - 700mA - CRI >90 - 1200 Lm - 144 Lm/W - 3 Step MacAdam - 3000°K

LED DISPONIBILE PER LA LINEA PIT[®] MAX1583 / LED AVAILABLE FOR PIT[®] CODE MAX1583:

LED 1 x 8,4W DIMM - 22,4-24,8 V - 350 mA - CRI >90 - 1202 Lm - 144 Lm/W - 3 Step MacAdam - 2700°K
LED 1 x 8,4W DIMM - 22,4-24,8 V - 350 mA - CRI >90 - 1202 Lm - 144 Lm/W - 3 Step MacAdam - 3000°K

I LUMEN INDICATI CORRISPONDONO ALL'INTENSITÀ LUMINOSA ALL'ORIGINE DELLA SCHEDA LED
LUMEN INDICATED CORRESPONDS TO THE LUMINOUS INTENSITY AT THE ORIGIN OF THE LED BOARD

A RICHIESTA:

ARTICOLI GIG1583 E XXL1583 SI POSSONO RICHIEDERE CON LED

DA *8,4W (vedi listino per sovrapprezzo)

ON DEMAND:


PRODUCTS GIG1583 AND XXL1583 CAN BE REQUIRED WITH *8,4W LED

(see pricelist for surcharge)

*LED 1 x 8,4W DIMM - 22,4-24,8 V

350 mA - CRI >90 - 1202 Lm - 144 Lm/W

3 Step MacAdam - 2700°K or 3000°K



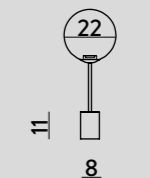
LU1585.1L

PIANTANA / FLOOR LAMP with dimmer push button

Glass Ø30 - H 175 cm

LED 1 x 8,4W DIMM - 700 mA - 2700 or 3000°K

CE IP20 Δ 1m



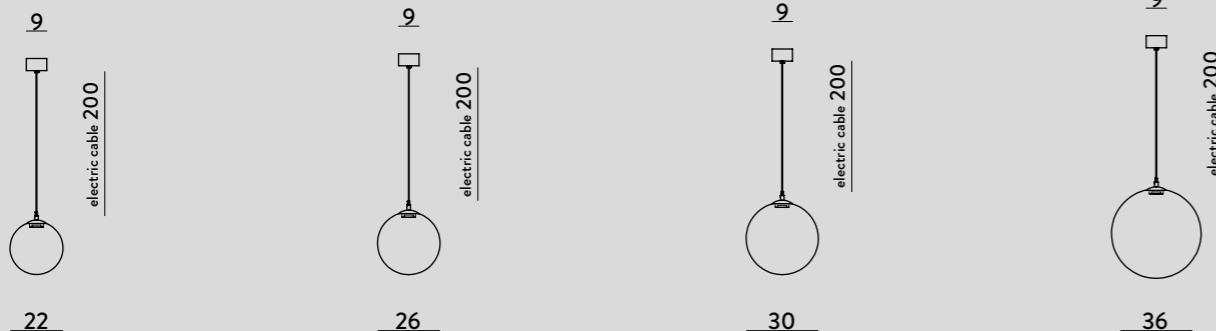
LU1580.1L

LUMETTO / TABLE LAMP with dimmer push button

Glass Ø22 - H 50 cm

LED 1 x 6W DIMM - 500 mA - 2700 or 3000°K

CE IP20 Δ 1m



1583.1L

SOSPENSIONE / HANGING LAMP

Glass Ø22 cm - cable 200 cm

LED 1 x 6W DIMM - 500 mA - 2700 or 3000°K

CE IP20 Δ 1m

GIG1583.1L

SOSPENSIONE / HANGING LAMP

Glass Ø26 cm - cable 200 cm

LED 1 x 6W DIMM - 500 mA - 2700 or 3000°K

CE IP20 Δ 1m

XXL1583.1L

SOSPENSIONE / HANGING LAMP

Glass Ø30 cm - cable 200 cm

LED 1 x 6W DIMM - 500 mA - 2700 or 3000°K

CE IP20 Δ 1m

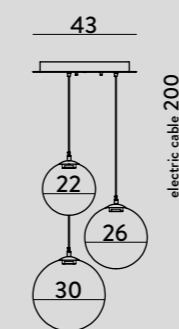
MAX1583.1L

SOSPENSIONE / HANGING LAMP

Glass Ø36 cm - cable 200 cm

LED 1 x 8,4W DIMM - 350 mA - 2700 or 3000°K

CE IP20 Δ 1m



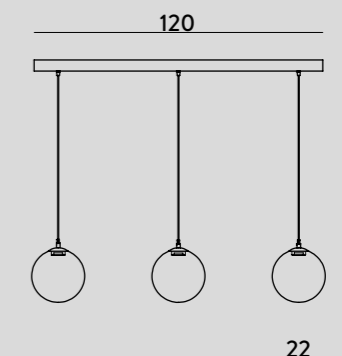
1589MX.43.3L

PLAFONIERA / CEILING LAMP

Glass Ø22-26-30 cm - cable 200 cm

LED 3 x 6W DIMM - 500 mA - 2700 or 3000°K

CE IP20 Δ 1m



1587.120.3L

BINARIO / CEILING TRACK

Glass 3x Ø22 cm - cable 200 cm

LED 3 x 6W DIMM - 500 mA - 2700 or 3000°K

CE IP20 Δ 1m

COLORI VETRO DISPONIBILI / AVAILABLE GLASS COLOURS



01 - TRASPARENTE
TRANSPARENT

03 - ROSA
PINK

05 - AMBRA
AMBER

06 - VERDE
GREEN

07 - AZZURRO
SKY-BLUE


08 - FUMÈ
FUME

16 - TABACCO
TOBACCO

17 - RUBINO
RUBY

ARTICOLI GIG XXL E MAX NEL COLORE FUMÈ: SUPPLEMENTO DEL 10% SUL PREZZO DEL COLORATO / PRODUCTS GIG XXL AND MAX IN FUME COLOR: 10% SURCHARGE ON THE PRICE OF THE COLOURED

FINITURA METALLICA STANDARD / STANDARD METAL FINISH



Finitura galvanica a richiesta per strutture singole / Galvanic finish on demand for single structures





ECLISSE[®] MAX





GIG1563.1L
Glass: amber



XXL1563.1L
Glass: bronze
Canopy: satin black nickel



FINITURA METALLICA STANDARD STANDARD METAL FINISH

Cromo / Bianco opaco / Nero opaco / Cromo spazzolato Chrome / Matt white / Matt black / Brushed chrome

FINITURA GALVANICA A RICHIESTA (vedi listino per sovrapprezzo) GALVANIC FINISH ON DEMAND (see pricelist for surcharge)

- ROSONE SINGOLO DISPONIBILE IN: Oro satinato / Bronzo satinato / Nichel nero satinato
SINGLE CANOPY AVAILABLE IN: Satin gold / Satin bronze / Satin black nickel

- BINARI E PIASTRE DISPONIBILI SOLO IN: Cromo / Bianco opaco / Nero opaco / Cromo spazzolato
TRACKS AND PLATES AVAILABLE ONLY IN: Chrome / Matt white / Matt black / Brushed chrome

- STRUTTURA PORTALAMPADA IN ALLUMINIO / ALUMINUM LAMP HOLDER

- CAVO ELETTRICO COASSIALE A BASSA TENSIONE TRASPARENTE O NERO
COAXIAL LOW VOLTAGE ELECTRIC CABLE IN TRANSPARENT OR BLACK

- DRIVER INCLUSO / DRIVER INCLUDED

- DIMMERABILE: SÌ - SCHEDA LED SOSTITUIBILE DA PROFESSIONISTA
DIMMABLE: YES - LED IS REPLACEABLE BY PROFESSIONAL

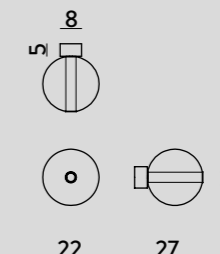
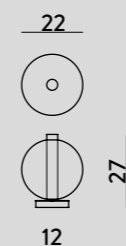
- A RICHIESTA: CON COMPONENTI UL per USA / ON DEMAND: WITH UL COMPONENTS for USA

LED DISPONIBILI PER LA LINEA ECLISSE MAX[®] / LEDS AVAILABLE FOR ECLISSE MAX[®]:

LED 1 x 6W DIMM - 11,2-12,8 V - 500 mA - CRI >90 - 866 Lm - 144 Lm/W - 3 Step MacAdam - 2700°K
LED 1 x 6W DIMM - 11,2-12,8 V - 500 mA - CRI >90 - 866 Lm - 144 Lm/W - 3 Step MacAdam - 3000°K

I LUMEN INDICATI CORRISPONDONO ALL'INTENSITÀ LUMINOSA ALL'ORIGINE DELLA SCHEDA LED

LUMEN INDICATED CORRESPONDS TO THE LUMINOUS INTENSITY AT THE ORIGIN OF THE LED BOARD



LU1560.1L

LUMETTO / TABLE LAMP with dimmer push button

Ø22 x H 27 cm

LED 1 x 6W DIMM - 500 mA - 2700 or 3000°K

CE IP20 Δ 1m

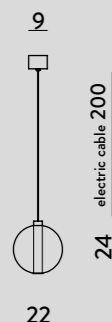
AP1561.1L

APPLIQUE / WALL LAMP

L22 x P27 x H 22 cm

LED 1 x 6W DIMM - 500 mA - 2700 or 3000°K

CE IP20 Δ 1m



1563.1L

SOSPENSIONE / HANGING LAMP

Glass Ø22 H 24 cm - cable 200 cm

LED 1 x 6W DIMM - 500 mA - 2700 or 3000°K

CE IP20 Δ 1m



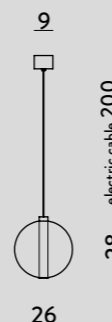
GIG1563.1L

SOSPENSIONE / HANGING LAMP

Glass Ø24 H 26 cm - cable 200 cm

LED 1 x 6W DIMM - 500 mA - 2700 or 3000°K

CE IP20 Δ 1m



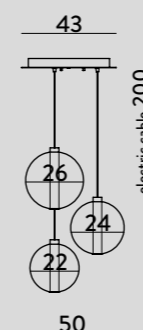
XXL1563.1L

SOSPENSIONE / HANGING LAMP

Glass Ø26 H 28 cm - cable 200 cm

LED 1 x 6W DIMM - 500 mA - 2700 or 3000°K

CE IP20 Δ 1m



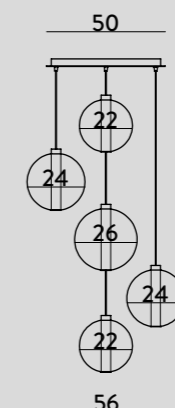
1569MX.43.3L

PLAFONIERA / CEILING LAMP

Glass Ø22-24-26 cm - cable 200 cm

LED 3 x 6W DIMM - 500 mA - 2700 or 3000°K

CE IP20 Δ 1m



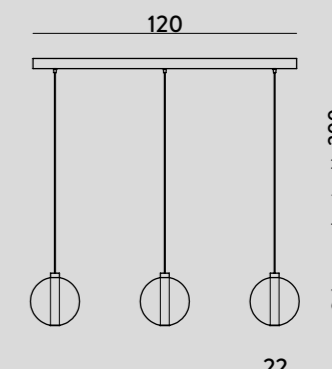
1569MX.50.5L

PLAFONIERA / CEILING LAMP

Glass Ø22-24-26 cm - cable 200 cm

LED 5 x 6W DIMM - 500 mA - 2700 or 3000°K

CE IP20 Δ 1m



1567.120.3L

BINARIO / CEILING TRACK

Glass 3x Ø22 cm - cable 200 cm

LED 3 x 6W DIMM - 500 mA - 2700 or 3000°K

CE IP20 Δ 1m

COLORI VETRO DISPONIBILI / AVAILABLE GLASS COLOURS



01 - TRASPARENTE
TRANSPARENT

03 - ROSA
PINK

05 - AMBRA
AMBER

06 - VERDE
GREEN

07 - AZZURRO
SKY-BLUE

08 - FUMÈ
FUME

16 - TABACCO
TOBACCO

17 - RUBINO
RUBY

ARTICOLI GIG E XXL NEL COLORE FUMÈ: SUPPLEMENTO DEL 10% SUL PREZZO DEL COLORATO / PRODUCTS GIG AND XXL IN FUME COLOR: 10% SURCHARGE ON THE PRICE OF THE COLOURED

COLORI VETRO METALLIZZATO DISPONIBILI METALLIC GLASS COLOURS AVAILABLE



NERO
BLACK

ACCIAIO
STEEL

BRONZO
BRONZE

FINITURA METALLICA STANDARD STANDARD METAL FINISH




CROMO
CHROME

BIANCO
WHITE

NERO
BLACK

CROMO SPAZZOLATO
BRUSHED CHROME

Finitura galvanica a richiesta per rosone singolo Galvanic finish on demand for single canopy



ORO SATINATO
SATIN GOLD

BRONZO SATINATO
SATIN BRONZE

NICHEL NERO SATINATO
SATIN BLACK NICKEL



ECLISSE[©]



1292.37L
Glass: black, steel, gold, bronze, rose-gold



1293.1L
Glass: black



1299.9L
Glass: rose-gold



APS1291.1L
Glass: black



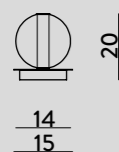
S1290.1L
Glass: steel, black

FINITURA METALLICA DISPONIBILE METAL FINISH AVAILABLE

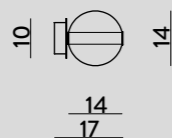
Cromo Chrome

- CAVO TRASPARENTE, A RICHIESTA: MARRONE / ROSSO, senza sovrapprezzo
TRANSPARENT CABLE, ON DEMAND: BROWN / RED, without surcharge

- VETRO diam. 22 - 24 - 26 cm DISPONIBILE SOLO TRASPARENTE E COLORATO
GLASS diam. 22 - 24 - 26 cm AVAILABLE ONLY TRANSPARENT AND COLORED




S1290.1L
LAMPADA DA TAVOLO / TABLE LAMP
Glass Ø14 cm - H20 cm
G9 1 x max 33W 230V
CE IP20 1m



APS1291.1L
APPLIQUE / WALL LAMP
Glass Ø14 cm - P17 cm
G9 1 x max 42W 230V
CE IP20 1m




1293.1L
SOSPENSIONE / HANGING LAMP
Glass Ø14 cm - cavo/cable 150 cm
G9 1 x max 42W 230V
CE IP20 1m



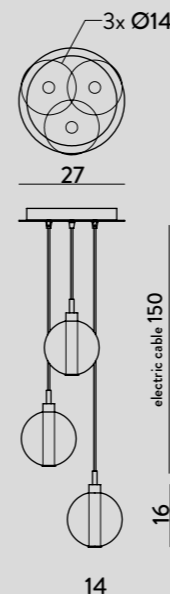
MED1293.1L
SOSPENSIONE / HANGING LAMP
Glass Ø22 cm - cavo/cable 150 cm
G9 1 x max 42W 230V
CE IP20 1m



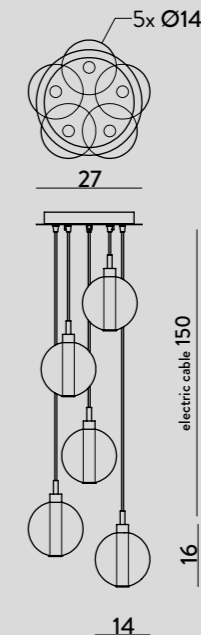
GIG1293.1L
SOSPENSIONE / HANGING LAMP
Glass Ø24 cm - cavo/cable 150 cm
G9 1 x max 42W 230V
CE IP20 1m



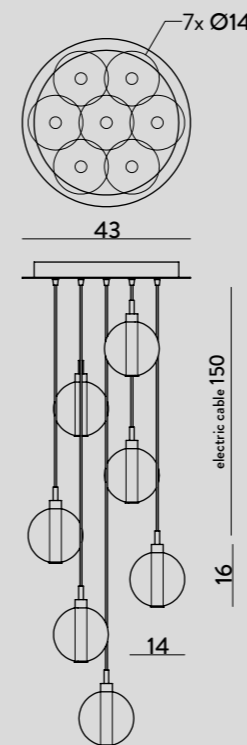
XXL1293.1L
SOSPENSIONE / HANGING LAMP
Glass Ø26 cm - cavo/cable 150 cm
G9 1 x max 42W 230V
CE IP20 1m



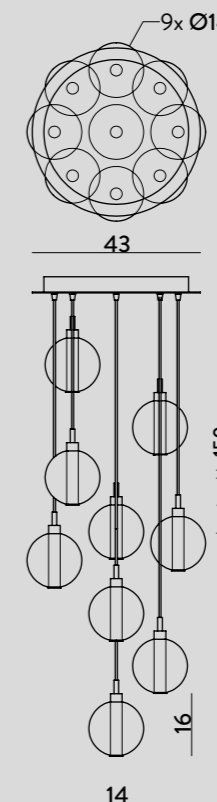
1299.3L
PLAFONIERA / CEILING LAMP
Glass 3x Ø14 cm - cavo/cable 150 cm
G9 3 x max 42W 230V
CE IP20 1m



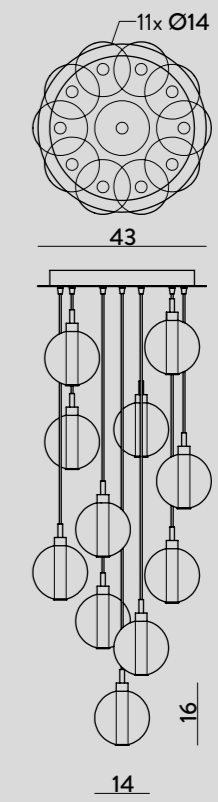
1299.5L
PLAFONIERA / CEILING LAMP
Glass 5x Ø14 cm - cavo/cable 150 cm
G9 5 x max 42W 230V
CE IP20 1m



1299.7L
PLAFONIERA / CEILING LAMP
Glass 7x Ø14 cm - cavo/cable 150 cm
G9 7 x max 42W 230V
CE IP20 1m



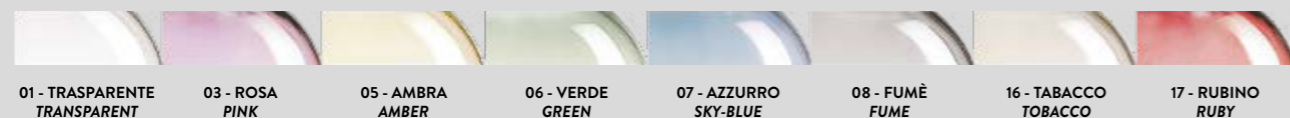
1299.9L
PLAFONIERA / CEILING LAMP
Glass 9x Ø14 cm - cavo/cable 150 cm
G9 9 x max 42W 230V
CE IP20 1m



1299.11L
PLAFONIERA / CEILING LAMP
Glass 11x Ø14 cm - cavo/cable 150 cm
G9 11 x max 42W 230V
CE IP20 1m


DIMMABLE WITH: Dimmable bulbs (not included)

COLORI VETRO DISPONIBILI / AVAILABLE GLASS COLOURS



01 - TRASPARENTE TRANSPARENT 03 - ROSA PINK 05 - AMBRA AMBER 06 - VERDE GREEN 07 - AZZURRO SKY-BLUE 08 - FUMÈ FUME 16 - TABACCO TOBACCO 17 - RUBINO RUBY

COLORI VETRO METALLIZZATO DISPONIBILI PER diam. 14 cm / METALLIC GLASS COLOURS AVAILABLE FOR diam. 14 cm



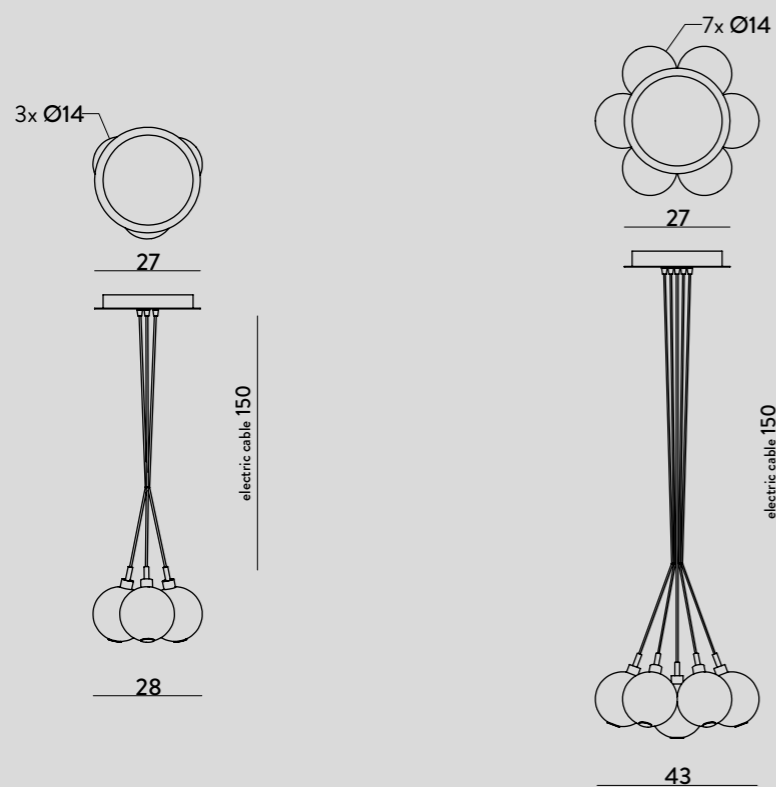
NERO BLACK ACCIAIO STEEL BRONZO BRONZE ORO ROSA ROSE GOLD ORO GOLD

FINITURA METALLICA DISPONIBILE METAL FINISH AVAILABLE

Cromo Chrome

- CAVO TRASPARENTE, A RICHIESTA: MARRONE / ROSSO, senza sovrapprezzo
TRANSPARENT CABLE, ON DEMAND: BROWN / RED, without surcharge

- VETRO diam. 22 -24 -26 cm DISPONIBILE SOLO TRASPARENTE E COLORATO
GLASS diam. 22 -24 -26 cm AVAILABLE ONLY TRANSPARENT AND COLORED



1292.3L

PLAFONIERA / CEILING LAMP

Glass 3x Ø14 cm - cavo/cable 150 cm

G9 3 x max 42W 230V

CE IP20 1m


1292.7L

PLAFONIERA / CEILING LAMP

Glass 7x Ø14 cm - cavo/cable 150 cm

G9 7 x max 42W 230V

CE IP20 1m



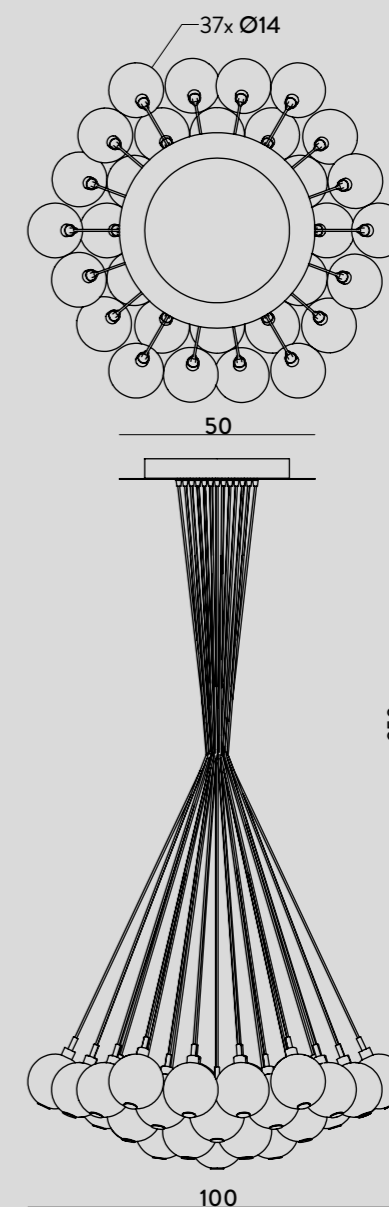
1292.19L

PLAFONIERA / CEILING LAMP

Glass 19x Ø14 cm - cavo/cable 250 cm

G9 19 x max 42W 230V

CE IP20 1m



1292.37L

PLAFONIERA / CEILING LAMP

Glass 37x Ø14 cm - cavo/cable 250 cm

G9 37 x max 42W 230V

CE IP20 1m

DIMMABLE WITH: Dimmable bulbs (not included)

COLORI VETRO DISPONIBILI / AVAILABLE GLASS COLOURS



01 - TRASPARENTE
TRANSPARENT

03 - ROSA
PINK

05 - AMBRA
AMBER

06 - VERDE
GREEN

07 - AZZURRO
SKY-BLUE


08 - FUMÈ
FUME

16 - TABACCO
TOBACCO

17 - RUBINO
RUBY

ARTICOLI GIG E XXL NEL COLORE FUMÈ: SUPPLEMENTO DEL 10% SUL PREZZO DEL COLORATO / PRODUCTS GIG AND XXL IN FUME COLOR: 10% SURCHARGE ON THE PRICE OF THE COLOURED

COLORI VETRO METALLIZZATO DISPONIBILI PER diam. 14 cm / METALLIC GLASS COLOURS AVAILABLE FOR diam. 14 cm



NERO
BLACK

ACCIAIO
STEEL

BRONZO
BRONZE

ORO ROSA
ROSE GOLD

ORO
GOLD



AERON[©]

AERON È UNA NUOVA FAMIGLIA DI LAMPADE, A SOSPENSIONE E DA TAVOLO. LA SCOCCA, INTERAMENTE REALIZZATA IN VETRO SOFFIATO A MANO, È CARATTERIZZATA DA UN VETRO A DOPPIA CAMERA. LA CAMERA INTERNA È SATINATA PER DIFFONDERE IN MODO PIÙ ARMONICO E NATURALE LA LUCE E PER RIDURRE L'ABBAGLIAMENTO, LA SUPERFICIE ESTERNA INVECE È TRASPARENTE E PUÒ ESSERE REALIZZATA IN DIVERSI COLORI. LE MONTATURE METALLICHE SONO DISPONIBILI IN CROMO, ORO SATINATO E NICHEL NERO SATINATO.

LA LAMPADA A SOSPENSIONE È REALIZZATA IN 4 VARIANTI DIMENSIONALI, DA 13 FINO A 28 CM DI DIAMETRO CON UN'ALTEZZA COMPRESA TRA I 28 E I 55 CM.

LA VERSIONE DA TAVOLO È REALIZZATA INVECE IN 3 DIMENSIONI DIVERSE: 13, 21 E 28CM DI DIAMETRO CON UN'ALTEZZA DI 29, 49, E 56 CM. SULLA PARTE SUPERIORE TROVIAMO UN COMODO ANELLO DI METALLO, CHE SERVE PER TRASPORTARE LA LAMPADA, QUASI COME FOSSE UNA LANTERNA.

LA LAMPADA È LEGGERISSIMA, LA CUPOLA IN VETRO SEMBRA CUSTODIRE LA LUCE PER PROTEGGERLA E LASCIARLA BRILLARE IN ETERNO, COME UNA TECA. LA LUCE VIENE DIFFUSA IN MODO MOLTO OMOGENEO LUNGO LA GENEROSA SUPERFICIE INTERNA DELLA LAMPADA E QUESTO GARANTISCE UNA QUALITÀ DI LUCE MOLTO ELEVATA. LA PULIZIA DELLE LINEE CONSENTE UNA GRANDE VERSATILITÀ DI INSTALLAZIONE, SIA PER AMBIENTI HOME CHE PER HOTEL, RISTORANTI E RETAIL.

AERON IS A NEW COLLECTION OF TABLE AND SUSPENSION LAMPS. THE BODY IS CHARACTERIZED BY A DOUBLE-CHAMBER GLASS AND IS ENTIRELY MADE OF HAND-BLOWN GLASS. THE INNER CHAMBER IS SATIN-FINISHED TO DIFFUSE THE LIGHT IN A MORE HARMONIOUS AND NATURAL WAY AND TO REDUCE GLARE, WHILE THE OUTER SURFACE IS TRANSPARENT AND CAN BE MADE IN DIFFERENT COLORS. THE METAL STRUCTURE IS AVAILABLE IN CHROME, SATIN GOLD AND SATIN BLACK NICKEL FINISH.

THE PENDANT LAMP IS MADE IN 4 SIZE VARIANTS, STARTING FROM 13 UP TO 28 CM IN DIAMETER WITH A HEIGHT BETWEEN 28 AND 55 CM.

THE TABLE VERSION IS INSTEAD MADE IN 3 DIFFERENT SIZES: 13, 21 AND 28 CM DIAMETER WITH A HEIGHT OF 29, 49, AND 56 CM. ON THE TOP WE FIND A CONVENIENT METAL RING USEFUL TO CARRY THE LAMP LIKE A LANTERN.

THE LAMP IS VERY LIGHT, THE GLASS DOME SEEMS TO PROTECT THE LIGHT AND LET IT SHINE FOREVER, LIKE A SHRINE. THE LIGHT IS DIFFUSED IN A VERY HOMOGENEOUS WAY ALONG THE BIG SATIN SURFACE OF THE LAMP AND THIS GUARANTEES A VERY HIGH QUALITY OF LIGHT. THE CLEAN LINES ALLOW GREAT VERSATILITY OF INSTALLATION BOTH FOR HOME ENVIRONMENTS AND FOR HOTELS, RESTAURANTS AND RETAIL.



LU1530
Glass: transparent

LU1530
LUGIG1530
LUXXL1530
Glass: transparent





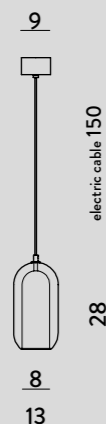
1533.1L
 MED1533.1L
 GIG1533.1L
 Glass: transparent



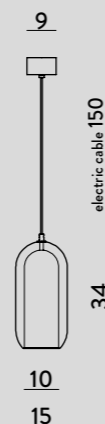
XXL1533.1L
Glass: transparent

FINITURA METALLICA DISPONIBILE METAL FINISH AVAILABLE

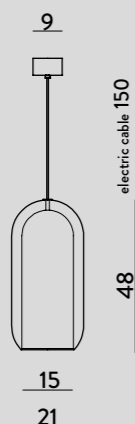
Cromo / Oro satinato / Nichel nero satinato Chrome / Satin gold / Satin black nickel



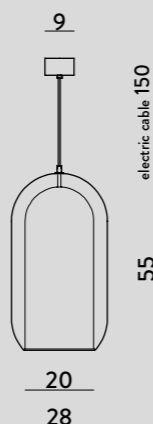
1533.1L
SOSPENSIONE / HANGING LAMP
Glass Ø13 cm - cavo/cable 150 cm
E14 1 x max 40W 220-240V
CE IP20 1m



MED1533.1L
SOSPENSIONE / HANGING LAMP
Glass Ø15 cm - cavo/cable 150 cm
E27 1 x max 70W 220-240V
CE IP20 1m



GIG1533.1L
SOSPENSIONE / HANGING LAMP
Glass Ø21 cm - cavo/cable 150 cm
E27 1 x max 70W 220-240V
CE IP20 1m



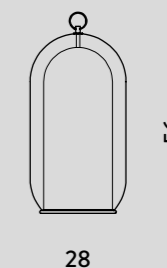
XXL1533.1L
SOSPENSIONE / HANGING LAMP
Glass Ø28 cm - cavo/cable 150 cm
E27 1 x max 70W 220-240V
CE IP20 1m



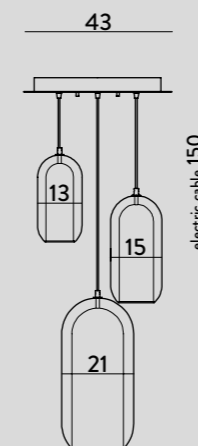
LU1530
LAMPADA DA TAVOLO / TABLE LAMP
Glass Ø13 cm - H 29 cm
E14 1 x max 40W 220-240V
CE IP20 1m



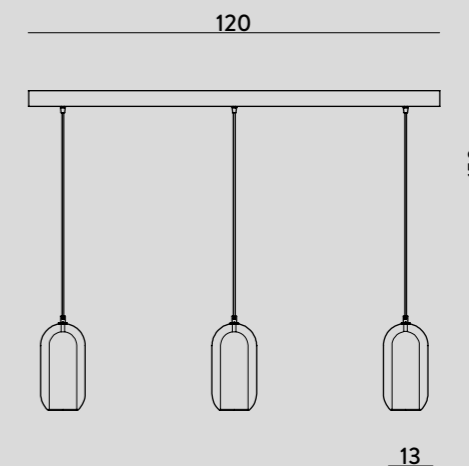
LUGIG1530
LAMPADA DA TAVOLO / TABLE LAMP
Glass Ø21 cm - H 49 cm
E27 1 x max 60W 220-240V
CE IP20 1m



LUXXL1530
LAMPADA DA TAVOLO / TABLE LAMP
Glass Ø28 cm - H 56 cm
E27 1 x max 60W 220-240V
CE IP20 1m



1539MX.43.3L
PLAFONIERA / CEILING LAMP
Glass Ø13/15/21 cm - cavo/cable 150 cm
E14 1 x max 40W 220-240V
E27 2 x max 70W 220-240V
CE IP20 1m



1537.120.3L
BINARIO / CEILING TRACK
Glass 3x Ø13 cm - cavo/cable 150 cm
E14 3 x max 40W 220-240V
CE IP20 1m

DIMMABLE WITH: Dimmable bulbs (not included)

COLORI VETRO DISPONIBILI / AVAILABLE GLASS COLOURS



01 - TRASPARENTE TRANSPARENT 03 - ROSA PINK 05 - AMBRA AMBER 06 - VERDE GREEN 07 - AZZURRO SKY-BLUE 08 - FUMÈ FUME 16 - TABACCO TOBACCO 17 - RUBINO RUBY

ARTICOLI GIG NEL COLORE FUMÈ: SUPPLEMENTO DEL 10% SUL PREZZO DEL COLORATO / PRODUCTS GIG IN FUME COLOR: 10% SURCHARGE ON THE PRICE OF THE COLOURED

GEO[©]

GEO È UNA LAMPADA A SOSPENSIONE IN VETRO SOFFIATO PRODOTTA A MANO IN ITALIA DA CANGINI E TUCCI. LA LAMPADA È MOLTO SEMPLICE MA ESTREMAMENTE ELEGANTE. IL CORPO IN VETRO È UNA SFERA CARATTERIZZATA DA UNA LEGGERA SCHIACCIATURA SUI POLI. LA FORMA CHE NE RISULTA È UN ELLISSOIDE, UN SOLIDO DI FORMA ELLITTICA, PERFETTO PER CHI CERCA UNA LAMPADA DECORATIVA MA ALLO STESSO TEMPO MOLTO MINIMAL E PULITA. LA LAMPADA VIENE ILLUMINATA DA UN MODULO LED POSIZIONATO ALL'APICE DEL CORPO IN VETRO. IL LED AD ALTA POTENZA GARANTISCE QUANTITÀ E QUALITÀ ILLUMINOTECNICHE ELEVATISSIME E IL GIOCO DI LUCI ED OMBRE SULLE SUPERFICI IN VETRO SONO DAVVERO UNICI.

GEO IS A BLOWN GLASS PENDANT LAMP HANDMADE IN ITALY BY CANGINI AND TUCCI. THE LAMP IS VERY SIMPLE BUT EXTREMELY ELEGANT. THE GLASS BODY IS A SPHERE CHARACTERIZED BY A SLIGHT FLATTENING AT THE POLES. THE RESULTING SHAPE IS AN ELLIPSOID PERFECT FOR THOSE LOOKING FOR A DECORATIVE LAMP BUT AT THE SAME TIME VERY MINIMAL AND CLEAN. THE LAMP IS ILLUMINATED BY AN LED MODULE POSITIONED AT THE APEX OF THE GLASS BODY. THE HIGH-POWER LED GUARANTEES VERY HIGH LIGHTING QUANTITY AND QUALITY AND THE PLAY OF LIGHT AND SHADOW ON THE GLASS SURFACES ARE TRULY UNIQUE.



1543.1L
Glass: tobacco



Track **AUF150**

3x **XXL1543**
Glass: amber



Plate **P43**

1x **1543**
Glass: transparent

1x **GIG1543**
Glass: transparent

1x **XXL1543**
Glass: transparent

FINITURA METALLICA STANDARD STANDARD METAL FINISH

Cromo / Bianco opaco / Nero opaco / Cromo spazzolato Chrome / Matt white / Matt black / Brushed chrome

FINITURA GALVANICA A RICHIESTA (vedi listino per sovrapprezzo) GALVANIC FINISH ON DEMAND (see pricelist for surcharge)

- STRUTTURA E ROSONE SINGOLO DISPONIBILE IN: Oro satinato / Bronzo satinato / Nichel nero satinato
STRUCTURE AND SMALL SINGLE CANOPY AVAILABLE IN: Satin gold / Satin bronze / Satin black nickel

- BINARI E PIASTRE DISPONIBILI SOLO IN: Cromo / Bianco opaco / Nero opaco / Cromo spazzolato
TRACKS AND PLATES AVAILABLE ONLY IN: Chrome / Matt white / Matt black / Brushed chrome

- STRUTTURA PORTALAMPADA IN ALLUMINIO / ALUMINUM LAMP HOLDER 

- CAVO ELETTRICO COASSIALE A BASSA TENSIONE TRASPARENTE O NERO
COAXIAL LOW VOLTAGE ELECTRIC CABLE IN TRANSPARENT OR BLACK

- DRIVER INCLUSO / DRIVER INCLUDED

- DIMMERABILE: SÌ - SCHEDA LED SOSTITUIBILE DA PROFESSIONISTA
DIMMABLE: YES - LED IS REPLACEABLE BY PROFESSIONAL

- A RICHIESTA: **CON COMPONENTI UL** per USA / ON DEMAND: **WITH UL COMPONENTS** for USA

A RICHIESTA:

GLI ARTICOLI SI POSSONO RICHIEDERE
CON LED DA ***8,4W** (vedi listino per sovrapprezzo)

ON DEMAND:

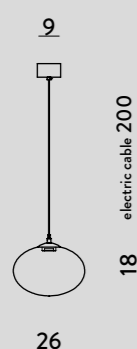
PRODUCTS CAN BE REQUIRED WITH ***8,4W LED**
(see pricelist for surcharge)

LED DISPONIBILI PER LA LINEA GEO® / LEDS AVAILABLE FOR GEO®:

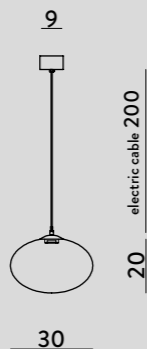
LED 1 x 6W DIMM - 11,2-12,8 V - 500 mA - CRI >90 - 866 Lm - 144 Lm/W - 3 Step MacAdam - **2700°K**
LED 1 x 6W DIMM - 11,2-12,8 V - 500 mA - CRI >90 - 866 Lm - 144 Lm/W - 3 Step MacAdam - **3000°K**


*LED 1 x **8,4W DIMM** - 22,4-24,8 V
350 mA - CRI >90 - 1202 Lm - 144 Lm/W
3 Step MacAdam - **2700°K** or **3000°K**

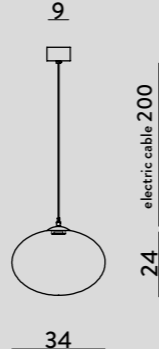
I LUMEN INDICATI CORRISPONDONO ALL'INTENSITÀ LUMINOSA ALL'ORIGINE DELLA SCHEDE LED
LUMEN INDICATED CORRESPONDS TO THE LUMINOUS INTENSITY AT THE ORIGIN OF THE LED BOARD






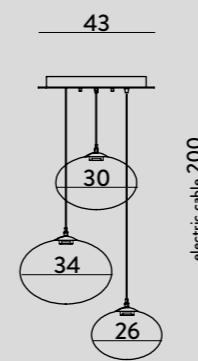
1543.1L
SOSPENSIONE / HANGING LAMP
Glass Ø26 cm - cable 200 cm
LED 1 x 6W DIMM - 500 mA - 2700 or 3000°K
CE   






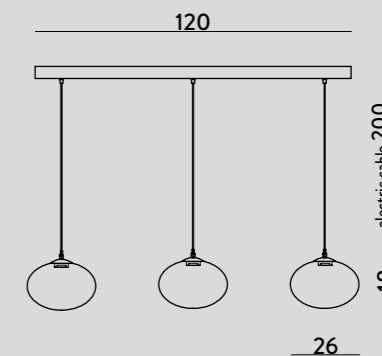
GIG1543.1L
SOSPENSIONE / HANGING LAMP
Glass Ø30 cm - cable 200 cm
LED 1 x 6W DIMM - 500 mA - 2700 or 3000°K
CE   






XXL1543.1L
SOSPENSIONE / HANGING LAMP
Glass Ø34 cm - cable 200 cm
LED 1 x 6W DIMM - 500 mA - 2700 or 3000°K
CE   

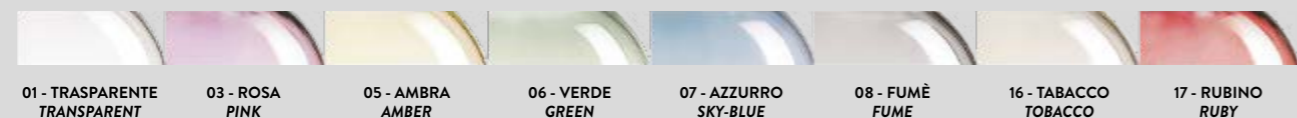


1549MX.43.3L
PLAFONIERA / CEILING LAMP
Glass Ø26-30-34 cm - cable 200 cm
LED 3 x 6W DIMM - 500 mA - 2700 or 3000°K
CE   



1547.120.3L
BINARIO / CEILING TRACK
Glass 3x Ø26 cm - cable 200 cm
LED 3 x 6W DIMM - 500 mA - 2700 or 3000°K
CE   

COLORI VETRO DISPONIBILI / AVAILABLE GLASS COLOURS




ARTICOLI GIG E XXL NEL COLORE FUMÈ: SUPPLEMENTO DEL 10% SUL PREZZO DEL COLORATO / PRODUCTS GIG AND XXL IN FUME COLOR: 10% SURCHARGE ON THE PRICE OF THE COLOURED

FINITURA METALLICA STANDARD / STANDARD METAL FINISH



Finitura galvanica a richiesta per strutture singole / Galvanic finish on demand for single structures





FOLD[©]

DESIGN: CRISTIAN LI VOI

LAMPADA FOLD

Design by Cristian Li Voi Design Studio - Milano



LAUREATO NEL 2015 IN DESIGN SI TRASFERISCE A MILANO DOVE INIZIA A LAVORARE CON DENIS GUIDONE COLLABORANDO CON ROCHEBOBOIS, ICHENDORF, SERAX E PROJECTWATCHES. QUA MATURA LA SUA SENSIBILITÀ VERSO L'ESTETICA E LA FORMA. DAL 2016 COLLABORA CON NYXO STUDIO E A>T. RICEVE LA MENZIONE PER IL PROGETTO THE MAN'S HIGH NEST E COLLABORA CON ROSS LOVEGROVE PER IL PROGETTO TRANSMISSION ESPOSTO AL V&A LONDRA.

GRADUATING IN DESIGN IN 2015, HE MOVED TO MILAN TO START WORK ALONGSIDE DENIS GUIDONE IN COLLABORATIONS WITH ROCHE BOBOIS, ICHENDORF, SERAX AND PROJECT WATCHES. IT WAS HERE THAT HE DEVELOPED A MATURE SENSITIVITY TO AESTHETICS AND FORM. SINCE 2016, HE HAS COLLABORATED WITH NYXO STUDIO AND A>T. HE RECEIVED A SPECIAL MENTION IN THE PROJECT ENTITLED 'THE MAN'S HIGH NEST' AND COLLABORATED WITH ROSS LOVEGROVE ON THE 'TRANSMISSION' PROJECT EXHIBITED AT THE V&A IN LONDON.

NEL 2018 ESPONE IL PROGETTO THE LOOPER PER IL DESIGN MUSEUM PORTLAND E COLLABORA AL PROGETTO TFS X.O-TEMPORARY FLEXIBLE STADIUM ROMA. NEL 2019 VINCE IL CONCORSO MORE THAN BACKPACK PER NAVA DESIGN E PUBBLICA IL LIBRO OVERWRITE CON LE PENSEUR PUBLISHER. DAL 2017 HA IL RUOLO DI DOCENTE ALLA LABA RIMINI E DAL 2018 ALLO IAAD BOLOGNA.

IN 2018, HE EXHIBITED 'THE LOOPER' AT THE PORTLAND DESIGN MUSEUM AND COLLABORATED ON THE 'TEMPORARY FLEXIBLE STADIUM X.O.' PROJECT IN ROME. IN 2019, HE WON NAVA DESIGN'S 'MORE THAN BACKPACK' COMPETITION AND PUBLISHED THE BOOK 'OVERWRITE' WITH THE PUBLISHER LE PENSEUR. HE HAS BEEN TEACHING AT THE FINE ARTS ACADEMY LABA RIMINI SINCE 2017, AND AT THE INSTITUTE OF APPLIED ART AND DESIGN (IAAD) BOLOGNA SINCE 2018.



IL TERMINE FOLD SIGNIFICA PIEGARE, ED IN QUESTO CASO PUÒ ESSERE TRADOTTO NELLA SUA FORMA PIÙ SEMPLICE, CIOÈ L'AZIONE CHE SI APPLICA AD UN OGGETTO IN MODO TALE CHE ASSUMA UNA FORMA DIVERSA DA QUELLA INIZIALE, DIVENTANDO QUALCOSA DI NUOVO. I CONTRASTI TRA PRIMA E DOPO, SEMPLICE E COMPLESSO, LONTANO E VICINO, SONO TUTTI PARTE DELLA RICERCA CHE HA PORTATO ALLA NASCITA DI FOLD. LA FORMA DELLA LAMPADA, ESTERNAMENTE, RIVELA UNA SILHOUETTE DOVE LA PARTE SUPERIORE ED INFERIORE SONO LONTANE.

THE TERM "FOLD" IN ITS SIMPLEST INTERPRETATION IS AN ACTION APPLIED TO AN OBJECT IN SUCH A WAY THAT IT TAKES ON A NEW SHAPE, BECOMING SOMETHING RATHER DIFFERENT. A FOLD'S CONTRAST BETWEEN BEFORE AND AFTER, SIMPLE AND COMPLEX, AND FAR AND NEAR, ARE ALL PART OF THE RESEARCH THAT LED TO THE CREATION OF THE LAMP CALLED FOLD. FOLD'S OUTLINE TRACES A SILHOUETTE THAT SETS ITS UPPER AND LOWER PARTS FAR APART, ALLOWING LIGHT TO PLAY IN

IN QUEST'AREA, LA LUCE GIOCA NELLO SPAZIO E CI PERMETTE DI ANDARE OLTRE CON LO SGUARDO FINO AL CENTRO. QUA IL PROFILO SUBISCE UNA VARIAZIONE, SOPRA E SOTTO PERDONO DI SIGNIFICATO CREANDO UN TUTT'UNO CON IL BAGLIORE, UN'ILLUSIONE, CHE, PER UN MOMENTO, NON CI PERMETTE DI COMPRENDERE DA DOVE VENGA LA LUCE. LA FLESSIONE CENTRALE DI FOLD PERMETTE DI INTEGRARE NEL VETRO IL CORPO ILLUMINANTE, AGGIUNGENDO UNA FUNZIONE TECNICA AL VALORE ESTETICO. QUESTO È TUTTO CIÒ CHE DERIVA DA UN GESTO SEMPLICE E COMPLESSO ALLO STESSO TEMPO, UNA PIEGA, FOLD.

THE GAP IN-BETWEEN, DRAWING OUR GAZE TOWARDS ITS CENTRE. HERE, THE FORM UNDERGOES A STRIKING CHANGE. ABOVE AND BELOW LOSE MEANING, CREATING A ONENESS, AN ILLUSION THAT OBFUSCATES WHERE EXACTLY THE LIGHT COMES FROM. ITS SOURCE IS, IN FACT, FULLY INCORPORATED WITHIN THE GLASS OF FOLD'S CENTRAL CREASE, ADDING TECHNICAL ACCOMPLISHMENT TO THE LAMP'S HIGH AESTHETIC VALUE. ALL THIS COMES FROM A GESTURE AT ONCE SIMPLE AND COMPLEX, A FOLD.



GIG1513.1L
Glass: transparent

GIG1513.1L
Glass: transparent





GIG1516.1L
 Glass: transparent
 Structure: matt black



AP1511.1L
 Glass: transparent
 Structure: matt black

FINITURA METALLICA DISPONIBILE / METAL FINISH AVAILABLE

Cromo / Nero / Chrome / Black

- CAVO ELETTRICO IN GOMMA NERO / BLACK RUBBER ELECTRIC CABLE
- STRUTTURA PORTALAMPADA IN ALLUMINIO / ALUMINUM LAMP HOLDER
- PARTE INFERIORE IN VETRO SABBIAITO / BOTTOM IN SANDED GLASS
- DIMMERABILE: SÌ - SCHEDA LED SOSTITUIBILE DA PROFESSIONISTA
DIMMABLE: YES - LED IS REPLACEABLE BY PROFESSIONAL
- DRIVER INCLUSO / DRIVER INCLUDED
- COMPATIBILE CON CASAMBI / COMPATIBLE WITH CASAMBI
- A RICHIESTA: DISPONIBILE CON DALI / ON DEMAND: AVAILABLE WITH DALI
- A RICHIESTA: CON COMPONENTI UL per USA / ON DEMAND: WITH UL COMPONENTS for USA

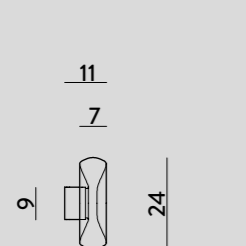
LED DISPONIBILE PER LA LINEA FOLD / LED AVAILABLE FOR FOLD:

LED 17,4W Dimmer Triac - 2370 Lm - 134,3 Lm/W - IP20 - CC 500mA - CRI Typ.95 - 32-40V - 180° - 2700°K o/ or 3000°K

LED DISPONIBILE PER LA LINEA FOLD APPLIQUE / LED AVAILABLE FOR FOLD WALL LAMP:

LED 12,8W Dimmer Triac - 1615 Lm - 126 Lm/W - IP20 - CC 350mA - CRI Typ.95 - 32-40V - 180° - 2700°K o/ or 3000°K

I LUMEN INDICATI CORRISPONDONO ALL'INTENSITÀ LUMINOSA ALL'ORIGINE DELLA SCHEDA LED
LUMEN INDICATED CORRESPONDS TO THE LUMINOUS INTENSITY AT THE ORIGIN OF THE LED BOARD



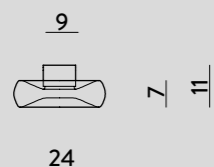
AP1511.1L

APPLIQUE / WALL LAMP

Glass Ø24 cm - P 11 cm - H 24 cm

LED 1 x 12,8W DIMM - 350mA - 2700 or 3000°K

CE IP20 Δ 1m



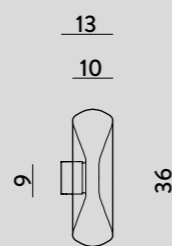
1516.1L

PLAFONIERA / CEILING LAMP

Glass Ø24 cm - H 11 cm

LED 1 x 17,4W DIMM - 500mA - 2700 or 3000°K

CE IP20 Δ 1m



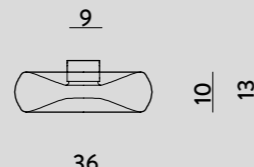
APGIG1511.1L

APPLIQUE / WALL LAMP

Glass Ø36 cm - P 13 cm - H 36 cm

LED 1 x 12,8W DIMM - 350mA - 2700 or 3000°K

CE IP20 Δ 1m



GIG1516.1L

PLAFONIERA / CEILING LAMP

Glass Ø36 cm - H 13 cm

LED 1 x 17,4W DIMM - 500mA - 2700 or 3000°K

CE IP20 Δ 1m



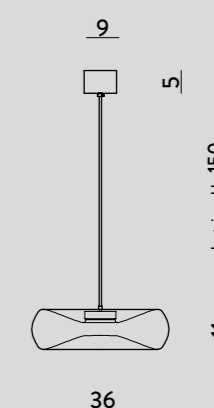
1513.1L

SOSPENSIONE / HANGING LAMP

Glass Ø24 cm - cavo/cable 150 cm

LED 1 x 17,4W DIMM - 500mA - 2700 or 3000°K

CE IP20 Δ 1m



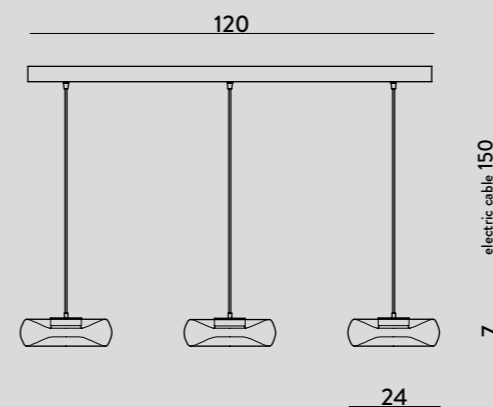
GIG1513.1L

SOSPENSIONE / HANGING LAMP

Glass Ø36 cm - cavo/cable 150 cm

LED 1 x 17,4W DIMM - 500mA - 2700 or 3000°K

CE IP20 Δ 1m



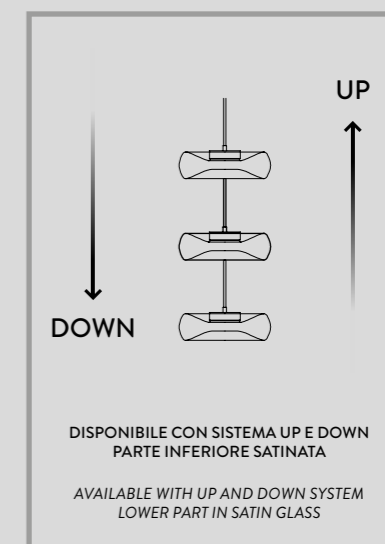
1517.120.3L

BINARIO / CEILING TRACK

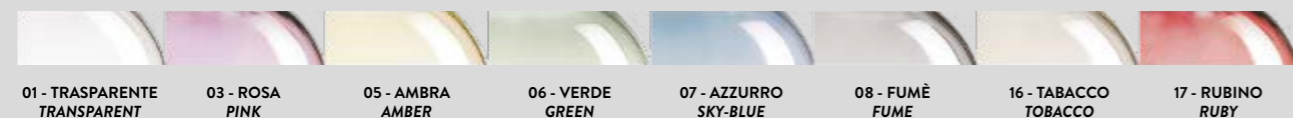
Glass 3x Ø24 cm - cable 150 cm

LED 3 x 17,4W DIMM - 500mA - 2700 or 3000°K

CE IP20 Δ 1m




COLORI VETRO DISPONIBILI / AVAILABLE GLASS COLOURS



ARTICOLI GIG NEL COLORE FUMÈ: SUPPLEMENTO DEL 10% SUL PREZZO DEL COLORATO / PRODUCTS GIG IN FUME COLOR: 10% SURCHARGE ON THE PRICE OF THE COLOURED

FINITURA METALLICA DISPONIBILE / METAL FINISH AVAILABLE





LADY LOUIS[©]

DESIGN: ALBERTO MANZONI

LAMPADA LADY LOUIS

Design by Alberto Manzoni



NATO A CESENA NEL 1983, HA STUDIATO PRIMA A FIRENZE E POI AL POLITECNICO DI MILANO DOVE È STATO ANCHE DOCENTE AL CORSO DI PRODUCT SERVICE SYSTEM DESIGN E AL MASTER IN STRATEGIC DESIGN DI POLI.DESIGN. NELLA SUA CARRIERA HA COLLABORATO CON AZIENDE MULTINAZIONALI COME PANASONIC, B&B ITALIA, TECHNOGYM E CHICCO ED HA AVUTO L'OPPORTUNITÀ DI LAVORARE IN AMBITO INTERNAZIONALE COLLABORANDO CON LA HANGZHOU DIANZI UNIVERSITY IN CINA E CON SENAI IN BRASILE. NEL 2011 VINCE IL "LISSONE DESIGN AWARD FOR PUBLIC FURNITURE DESIGN", CON UN PROGETTO DI ARREDO URBANO SMART, NEL 2013 IL PREMIO EUROPEO "CCALPS

BORN IN CESENA IN 1983, HE STUDIED FIRST IN FLORENCE AND THEN AT THE POLITECNICO DI MILANO WHERE HE ALSO TAUGHT AT THE PRODUCT SERVICE SYSTEM DESIGN COURSE AND THE POLI. DESIGN MASTER IN STRATEGIC DESIGN. DURING HIS CAREER HE HAS COLLABORATED WITH MULTINATIONAL COMPANIES SUCH AS PANASONIC, B&B ITALIA, TECHNOGYM AND CHICCO AND HAS HAD THE OPPORTUNITY TO WORK INTERNATIONALLY COLLABORATING WITH HANGZHOU DIANZI UNIVERSITY IN CHINA AND SENAI IN BRAZIL. IN 2011 HE WON THE "LISSONE DESIGN AWARD FOR PUBLIC FURNITURE DESIGN" WITH A SMART URBAN FURNITURE PROJECT, IN 2013

CREATIVE CAMP FOR NEW START UP" CON UN PROGETTO SULLA RIQUALIFICAZIONE DEI MERCATI COPERTI DI MILANO, NEL 2016 VIENE PUBBLICATO SU ADI DESIGN INDEX "OVO" UN AMPLIFICATORE PASSIVO IN MARMO, REALIZZATO DA MONITILLO MARMI.

NEL 2014 FONDA LABOMAKI SRL, STUDIO DI PROGETTAZIONE CHE SI OCCUPA DI BRAND DESIGN, DESIGN DEL PRODOTTO E DEGLI INTERNI E SEGUE CANGINI E TUCCI IN PROGETTI DI SVILUPPO STRATEGICO, DI COMUNICAZIONE E DI ART DIRECTION. NEL 2019 COMINCIA LA COLLABORAZIONE CON IL VAN GOGH MUSEUM DI AMSTERDAM E GESTISCE LE ATTIVITÀ DI CO-BRANDING INSIEME ALL'AZIENDA.

THE EUROPEAN AWARD "CCALPS CREATIVE CAMP FOR NEW START UP" WITH A PROJECT ON THE REDEVELOPMENT OF COVERED MARKETS IN MILAN, IN 2016 "OVO" A PASSIVE MARBLE AMPLIFIER MADE BY MONITILLO MARMI WAS PUBLISHED ON ADI DESIGN INDEX. IN 2014 HE FOUNDED LABOMAKI SRL, A DESIGN STUDIO THAT DEALS WITH BRAND DESIGN, PRODUCT AND INTERIOR DESIGN AND FOLLOWS CANGINI AND TUCCI IN STRATEGIC DEVELOPMENT, COMMUNICATION AND ART DIRECTION PROJECTS. IN 2019 HE STARTS THE COLLABORATION WITH THE VAN GOGH MUSEUM IN AMSTERDAM AND MANAGES THE CO-BRANDING ACTIVITIES TOGETHER WITH THE COMPANY.



VALAIDA SNOW È STATA UNA GRANDE TROMBETTISTA E CANTANTE DEGLI ANNI TRENTA, PROBABILMENTE LA PIONIERA DELLE ESECUTRICI CON LA TROMBA, OLTRE AD ESSER UNA ECCELLENTE CANTANTE ED UN'APPREZZATA ARRANGIATRICE. NATA IL 2 GIUGNO 1905 NELLA CITTÀ DI CHATTANOOGA NEL TENNESSEE ERA CONOSCIUTA COME "LA REGINA DELLA TROMBA E DELLA CANZONE", "LA DONNA LOUIS ARMSTRONG", "LITTLE LOUIS" E "LADY LOUIS". ERA UN'ARTISTA ECCEZIONALE SAPEVA SUONARE CON GRANDE ABILITÀ, CANTAVA MAGNIFICAMENTE, ERA ELEGANTE, SAPEVA BALLARE BENISSIMO E SUL PALCO AVEVA GRANDE FEELING ED UN ECCEZIONALE CARISMA.

VALAIDA SNOW WAS A GREAT TRUMPET PLAYER AND SINGER OF THE THIRTIES, PROBABLY THE PIONEER OF TRUMPET PERFORMERS, BESIDES BEING AN EXCELLENT SINGER AND RENOWNED ARRANGER. BORN ON JUNE 2, 1905 IN THE CITY OF CHATTANOOGA, TENNESSEE, SHE WAS KNOWN AS "QUEEN OF THE TRUMPET AND SONGS", "THE FEMALE LOUIS ARMSTRONG", "LITTLE LOUIS" AND "LADY LOUIS". TALENTED AND EXCEPTIONAL PLAYER, EXCITING VOCALIST, ATTRACTIVE, EXCELLENT DANCER AND AN IRRESISTIBLE PERFORMER, POPULAR FOR HER HYPNOTIC SCATTING

QUESTA LAMPADA È UN OMAGGIO AL LAVORO E ALLA CARRIERA DI VALAIDA E DI TUTTE LE DONNE CHE HANNO DECISO DI INTRAPRENDERE UN MESTIERE "DA UOMO" FACENDO RISPLENDERE LA LUCE DELL'ARTE, DELLA FANTASIA E DELLA CREATIVITÀ.

LA LAMPADA È COSTITUITA DA UN CORPO IN VETRO CHE RIPRENDE LA SILHOUETTE DI UNA TROMBA E DA UNA SFERA, ANCH'ESSA IN VETRO MA OPALINO, CHE DIFFONDE LA LUCE COME FOSSE UNA SORDINA. LA LAMPADA A SOSPENSIONE VIENE REALIZZATA IN 3 VARIANTI DIMENSIONALI E DIVERSE FINITURE E COLORI TRA CUI L'ORO METALLIZZATO, IL TRASPARENTE E I COLORI IN FINITURA OPACA.

AND EXCEPTIONAL CHARISMA. THIS LAMP IS A TRIBUTE TO VALAIDA'S WORK AND CAREER OF ALL HARD-WORKING WOMEN WHO EMBRACED MEN'S WORK BY SHINING THE LIGHT OF ART, IMAGINATION AND CREATIVITY. TRUMPET SHAPED AND SPHERICAL SILHOUETTE OPAL GLASS LAMP, SOFTLY DIFFUSING LIGHT. 3-DIMENSIONAL SUSPENSION LAMP SYSTEM WITH DIFFERENT KINDS OF FINISHES AND COLORS INCLUDING METALLIC GOLD AND OPAQUE FINISH.



1473.1L
GIG1473.1L
XXL1473.1L
Glass: transparent



GIG1473.1L
XXL1473.1L
Glass: bronze

Canopy **GOC10**
 3x Spacers **WS2**
 + 3x wall elements

1473
GIG1473
XXL1473
 Glass: amber



Canopy **GOC10**
 3x Spacers **WS2**

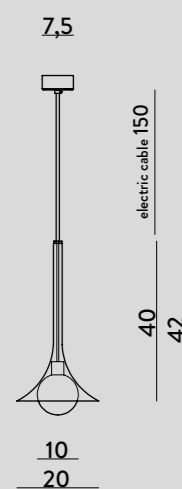
1473
GIG1473
XXL1473
 Glass: bronze



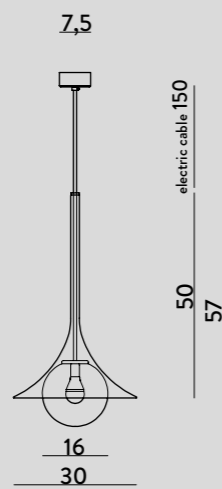
FINITURA METALLICA DISPONIBILE / METAL FINISH AVAILABLE

Cromo / Nero opaco / Chrome / Matt black

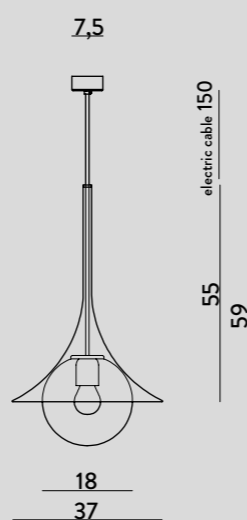
- CAVO ELETTRICO DISPONIBILE: TRASPARENTE O TESSILE NERO
AVAILABLE ELECTRIC CABLE: TRANSPARENT OR BLACK TEXTILE



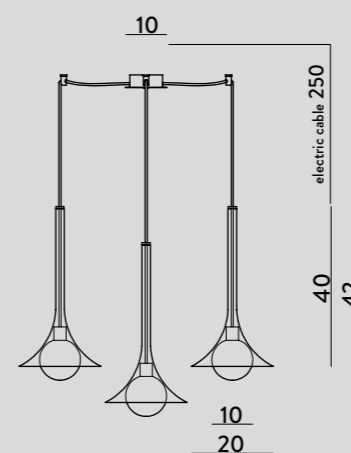
1473.1L
SOSPENSIONE / HANGING LAMP
Glass Ø20 cm - cavo/cable 150 cm
G9 1 x max 42W 230V
CE IP20 1m



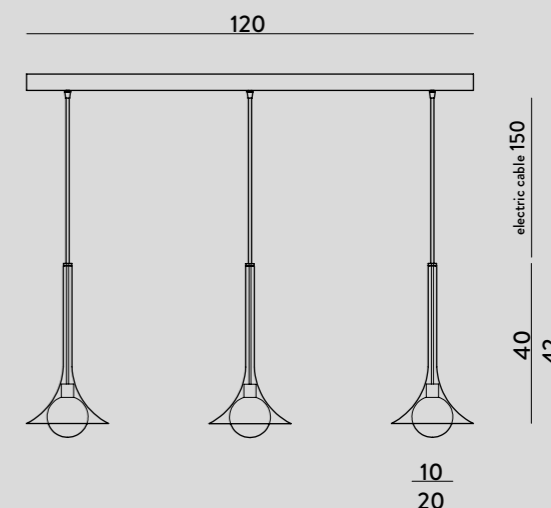
GIG1473.1L
SOSPENSIONE / HANGING LAMP
Glass Ø30 cm - cavo/cable 150 cm
E27 1 x max 70W 220-240V
CE IP20 1m



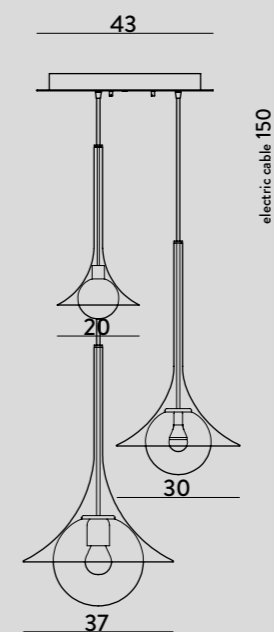
XXL1473.1L
SOSPENSIONE / HANGING LAMP
Glass Ø37 cm - cavo/cable 150 cm
E27 1 x max 70W 220-240V
CE IP20 1m



1473.3L
SOSPENSIONE / HANGING LAMP
Glass 3x Ø20 cm - cavo/cable 250 cm
G9 3 x max 42W 230V
CE IP20 1m



1477.120.3L
SOSPENSIONE / HANGING LAMP
Glass 3x Ø20 cm - cavo/cable 150 cm
G9 3 x max 42W 230V
CE IP20 1m



1479MX.43.3L
PLAFONIERA / CEILING LAMP
Glass Ø20/30/37 cm - cavo/cable 150 cm
G9 1 x max 48W 230V
E27 - 2 x max 105W 220-240V
CE IP20 1m

DIMMABLE WITH: Dimmable bulbs (not included)


COLORI VETRO DISPONIBILI / AVAILABLE GLASS COLOURS



01 - TRASPARENTE / TRANSPARENT
03 - ROSA / PINK
05 - AMBRA / AMBER
06 - VERDE / GREEN
07 - AZZURRO / SKY-BLUE
08 - FUMÈ / FUME
16 - TABACCO / TOBACCO
17 - RUBINO / RUBY

ARTICOLI GIG E XXL NEL COLORE FUMÈ: SUPPLEMENTO DEL 10% SUL PREZZO DEL COLORATO / PRODUCTS GIG AND XXL IN FUME COLOR: 10% SURCHARGE ON THE PRICE OF THE COLOURED

COLORI VETRO METALLIZZATO DISPONIBILI / METALLIC GLASS COLOURS AVAILABLE



BRONZO / BRONZE

FINITURA METALLICA DISPONIBILE / METAL FINISH AVAILABLE



CROMO / CHROME



NERO / BLACK



TAO[®]



1387.7L
Glass: titanium
Structure: chrome



Canopy **GOC10**
3x Spacers **WS3**
+ wall element

3x **GIG1383**
Glass: rose-gold



1389.6L

Glass: titanium, rose-gold
Structure: chrome




GIG1389.3L

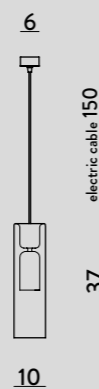
Glass: titanium, rose-gold
Structure: black

FINITURA METALLICA DISPONIBILE METAL FINISH AVAILABLE

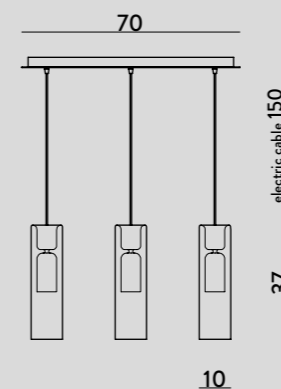
Cromo Chrome



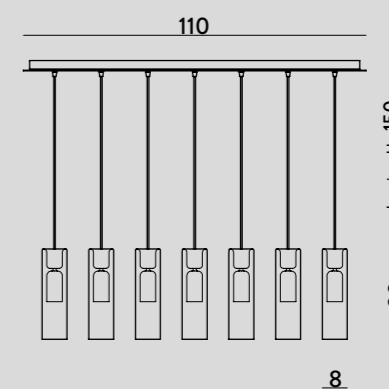
1383.1L
SOSPENSIONE / HANGING LAMP
Glass Ø8 cm - cavo/cable 150 cm
G9 1 x max 42W 230V
CE IP20 1m



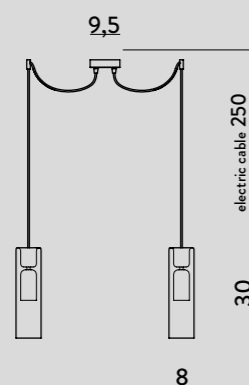
GIG1383.1L
SOSPENSIONE / HANGING LAMP
Glass Ø10 cm - cavo/cable 150 cm
E27 1 x max 70W 220-240V
CE IP20 1m



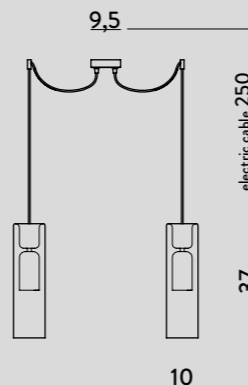
GIG1387.3L
BINARIO / CEILING TRACK
Glass 3x Ø10 cm - cavo/cable 150 cm
E27 3 x max 70W 220-240V
CE IP20 1m



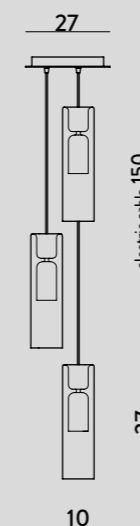
1387.7L
BINARIO / CEILING TRACK
Glass 7x Ø8 cm - cavo/cable 150 cm
G9 7 x max 42W 230V
CE IP20 1m



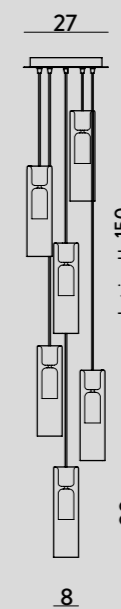
1383.2L
SOSPENSIONE / HANGING LAMP
Glass 2x Ø8 cm - cavo/cable 250 cm
G9 2 x max 42W 230V
CE IP20 1m



GIG1383.2L
SOSPENSIONE / HANGING LAMP
Glass 2x Ø10 cm - cavo/cable 250 cm
E27 2 x max 70W 220-240V
CE IP20 1m



GIG1389.3L
SOSPENSIONE / HANGING LAMP
Glass 3x Ø10 cm - cavo/cable 150 cm
E27 3 x max 70W 220-240V
CE IP20 1m



1389.6L
PLAFONIERA / CEILING LAMP
Glass 6x Glass Ø8 cm - cavo/cable 150 cm
G9 6 x max 42W 230V
CE IP20 1m

DIMMABLE WITH: Dimmable bulbs (not included)


COLORI VETRO DISPONIBILI / AVAILABLE GLASS COLOURS



01 - TRASPARENTE TRANSPARENT 03 - ROSA PINK 05 - AMBRA AMBER 06 - VERDE GREEN 07 - AZZURRO SKY-BLUE 08 - FUMÈ FUME 16 - TABACCO TOBACCO 17 - RUBINO RUBY

ARTICOLI GIG NEL COLORE FUMÈ: SUPPLEMENTO DEL 10% SUL PREZZO DEL COLORATO / PRODUCTS GIG IN FUME COLOR: 10% SURCHARGE ON THE PRICE OF THE COLOURED

COLORI VETRO METALLIZZATO DISPONIBILI / METALLIC GLASS COLOURS AVAILABLE



09 - ORO ROSA ROSE GOLD 10 - TITANIO TITANIUM




FLUTE[®]





XXL1393.1L
Glass: rose gold



1399MX.43.3L
Glass: black
Plate: matt black



LUG1390.1L
Glass: rose gold
Structure: matt black

Canopy FL7
2x Spacers WS2

1393
Glass: bronze

GIG1393
Glass: bronze


AP1391.1L
Glass: rose gold
Structure: matt black



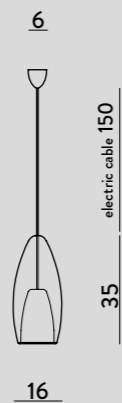
FINITURA METALLICA DISPONIBILE METAL FINISH AVAILABLE

Cromo / Bianco opaco / Nero opaco / Cromo spazzolato Chrome / Matt white / Matt black / Brushed chrome

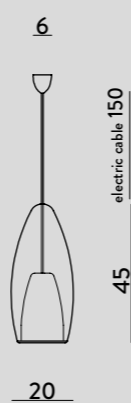
- CAVO TRASPARENTE, A RICHIESTA: TESSILE NERO
TRANSPARENT CABLE, ON DEMAND: BLACK TEXTILE



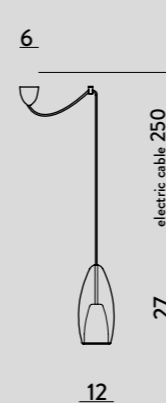
1393.1L
SOSPENSIONE / HANGING LAMP
Glass Ø12 cm - cavo/cable 150 cm
E14 1 x max 60W 220-240V
CE IP20 1m



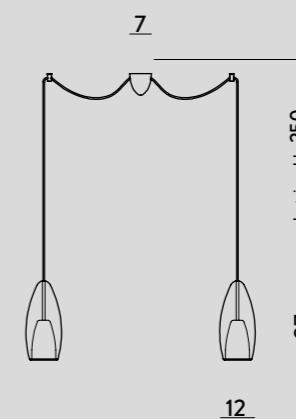
GIG1393.1L
SOSPENSIONE / HANGING LAMP
Glass Ø16 cm - cavo/cable 150 cm
E27 1 x max 105W 220-240V
CE IP20 1m



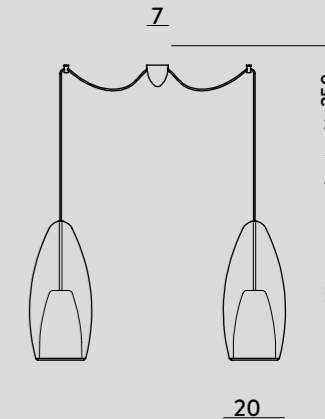
XXL1393.1L
SOSPENSIONE / HANGING LAMP
Glass Ø20 cm - cavo/cable 150 cm
E27 1 x max 105W 220-240V
CE IP20 1m



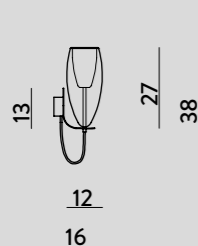
1393.1LD
SOSPENSIONE / HANGING LAMP
Glass Ø12 cm - cavo/cable 250 cm
E14 1 x max 60W 220-240V
CE IP20 1m



1393.2L
SOSPENSIONE / HANGING LAMP
Glass 2x Ø12 cm - cavo/cable 250 cm
E14 2 x max 60W 220-240V
CE IP20 1m



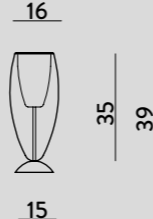
XXL1393.2L
SOSPENSIONE / HANGING LAMP
Glass 2x Ø20 cm - cavo/cable 250 cm
E27 2 x max 105W 220-240V
CE IP20 1m



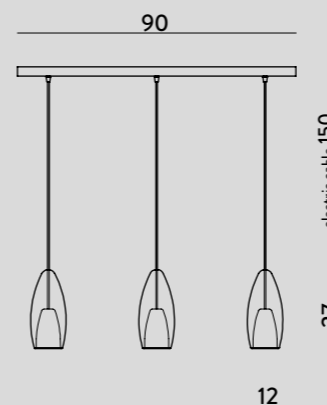
AP1391.1L
APPLIQUE / WALL LAMP
Glass Ø12 cm - cavo/cable 50 cm
E14 1 x max 60W 220-240V
CE IP20 1m



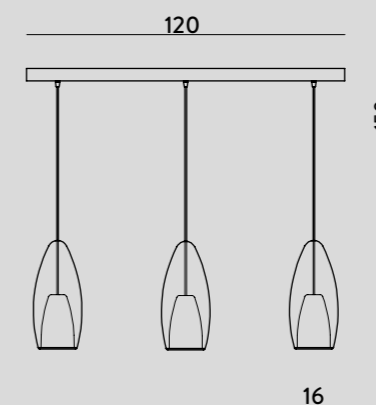
LU1390.1L
LAMPADA DA TAVOLO / TABLE LAMP
Glass Ø12 cm - H 31 cm
E14 1 x max 60W 220-240V
CE IP20 1m



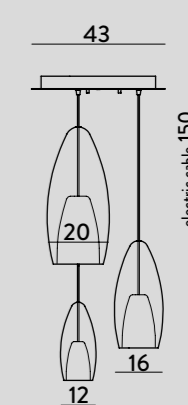
LUGIG1390.1L
LAMPADA DA TAVOLO / TABLE LAMP
Glass Ø16 cm - H 39 cm
E27 1 x max 60W 220-240V
CE IP20 1m



1397.90.3L
BINARIO / CEILING TRACK
Glass 3x Ø12 cm - cavo/cable 150 cm
E14 3 x max 60W 220-240V
CE IP20 1m



GIG1397.120.3L
BINARIO / CEILING TRACK
Glass 3x Ø16 cm - cavo/cable 150 cm
E27 3 x max 105W 220-240V
CE IP20 1m



1399MX.43.3L
PLAFONIERA / CEILING LAMP
Glass Ø12/16/20 cm - cavo/cable 150 cm
E14 1 x max 60W 220-240V
E27 2 x max 105W 220-240V
CE IP20 1m


DIMMABLE WITH: Dimmable bulbs (not included)

COLORI VETRO DISPONIBILI / AVAILABLE GLASS COLOURS



ARTICOLI GIG E XXL NEL COLORE FUMÈ: SUPPLEMENTO DEL 10% SUL PREZZO DEL COLORATO / PRODUCTS GIG AND XXL IN FUME COLOR: 10% SURCHARGE ON THE PRICE OF THE COLOURED

COLORI VETRO METALLIZZATO DISPONIBILI / METALLIC GLASS COLOURS AVAILABLE



FINITURA METALLICA DISPONIBILE / METAL FINISH AVAILABLE





FUJI^{©®}

DESIGN: ENRICO DE LOTTO



1487.120.3L
Glass: matt black
Structure: matt black



ROSONE CON ALL'INTERNO MECCANISMO
UP E DOWN DOTATO DI AVVOLGICAVO

CANOPY EQUIPPED WITH CABLE REEL
UP&DOWN INSIDE MECHANISM

DOWN

UP



GIG1483.1L
Glass: transparent
Structure: black

GIG1483.1L
Glass: transparent
Structure: chrome

FINITURA METALLICA DISPONIBILE METAL FINISH AVAILABLE

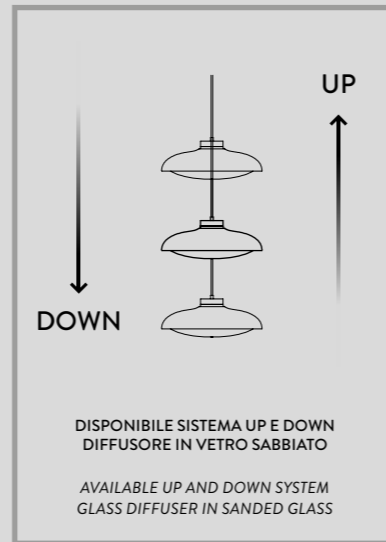
Cromo / Nero Chrome / Black

- CAVO ELETTRICO IN GOMMA NERO / BLACK RUBBER ELECTRIC CABLE
- STRUTTURA PORTALAMPADA IN ALLUMINIO / ALUMINUM LAMP HOLDER
- DIFFUSORE IN VETRO SABBIAITO / GLASS DIFFUSER IN SANDED GLASS
- DIMMERABILE: SÌ - SCHEDA LED SOSTITUIBILE DA PROFESSIONISTA
DIMMABLE: YES - LED IS REPLACEABLE BY PROFESSIONAL
- DRIVER INCLUSO / DRIVER INCLUDED
- COMPATIBILE CON CASAMBI / COMPATIBLE WITH CASAMBI
- A RICHIESTA: DISPONIBILE CON DALI / ON DEMAND: AVAILABLE WITH DALI
- A RICHIESTA: CON COMPONENTI UL per USA / ON DEMAND: WITH UL COMPONENTS for USA

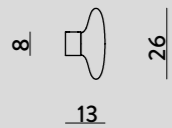
LED DISPONIBILI PER LA LINEA FIJI[®] / LEDS AVAILABLE FOR FIJI[®]:

LED 12,8W Dimmer Triac - 1615 Lm -126 Lm/W - IP20 - CC 350mA - CRI Typ.95 - 32-40V - 180° - **2700°K**
LED 12,8W Dimmer Triac - 1615 Lm -126 Lm/W - IP20 - CC 350mA - CRI Typ.95 - 32-40V - 180° - **3000°K**

I LUMEN INDICATI CORRISPONDONO ALL'INTENSITÀ LUMINOSA ALL'ORIGINE DELLA SCHEDA LED
LUMEN INDICATED CORRESPONDS TO THE LUMINOUS INTENSITY AT THE ORIGIN OF THE LED BOARD

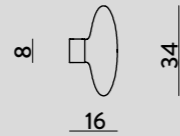


DISPONIBILE SISTEMA UP E DOWN
DIFFUSORE IN VETRO SABBIAITO
AVAILABLE UP AND DOWN SYSTEM
GLASS DIFFUSER IN SANDED GLASS



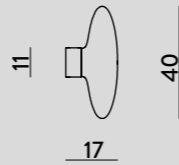
AP1481.1L
APPLIQUE / WALL LAMP
Ø26 - P13 - H26 cm

LED 1 x 12,8W - 350mA - 2700°K or 3000°K
Dimmerabilità a taglio di fase / Dimmer Triac
CE IP20 Δ 1m



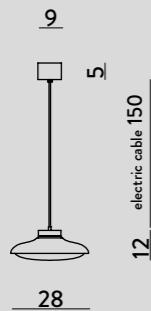
APGIG1481.1L
APPLIQUE / WALL LAMP
Ø34 - P16 - H34cm

LED 1 x 12,8W - 350mA - 2700°K or 3000°K
Dimmerabilità a taglio di fase / Dimmer Triac
CE IP20 Δ 1m



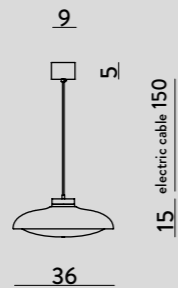
APXXL1481.1L
APPLIQUE / WALL LAMP
Ø40 - P17 - H40cm

LED 1 x 12,8W - 350mA - 2700°K or 3000°K
Dimmerabilità a taglio di fase / Dimmer Triac
CE IP20 Δ 1m



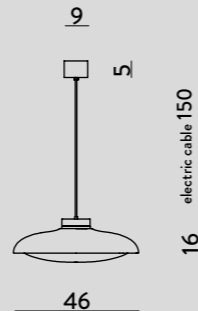
1483.1L
SOSPENSIONE / HANGING LAMP
Glass Ø28 - cable 150 cm

LED 1 x 12,8W - 350mA - 2700°K or 3000°K
Dimmerabilità a taglio di fase / Dimmer Triac
CE IP20 Δ 1m



GIG1483.1L
SOSPENSIONE / HANGING LAMP
Glass Ø36 - cable 150 cm

LED 1 x 12,8W - 350mA - 2700°K or 3000°K
Dimmerabilità a taglio di fase / Dimmer Triac
CE IP20 Δ 1m



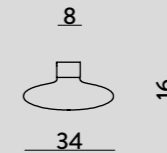
XXL1483.1L
SOSPENSIONE / HANGING LAMP
Glass Ø46 - cable 150 cm

LED 1 x 12,8W - 350mA - 2700°K or 3000°K
Dimmerabilità a taglio di fase / Dimmer Triac
CE IP20 Δ 1m



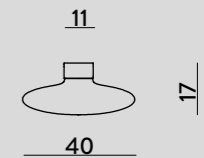
1482.1L
PLAFONIERA / CEILING LAMP
Glass Ø26 - H13 cm

LED 1 x 12,8W - 350mA - 2700°K or 3000°K
Dimmerabilità a taglio di fase / Dimmer Triac
CE IP20 Δ 1m



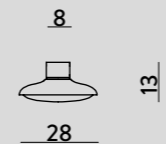
GIG1482.1L
PLAFONIERA / CEILING LAMP
Glass Ø34 - H16 cm

LED 1 x 12,8W - 350mA - 2700°K or 3000°K
Dimmerabilità a taglio di fase / Dimmer Triac
CE IP20 Δ 1m



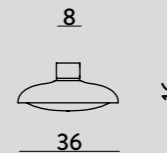
GIG1482.1L
PLAFONIERA / CEILING LAMP
Glass Ø40 - H17 cm

LED 1 x 12,8W - 350mA - 2700°K or 3000°K
Dimmerabilità a taglio di fase / Dimmer Triac
CE IP20 Δ 1m



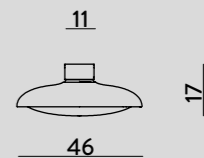
1486.1L
PLAFONIERA / CEILING LAMP
Glass Ø28 - H13 cm

LED 1 x 12,8W - 350mA - 2700°K or 3000°K
Dimmerabilità a taglio di fase / Dimmer Triac
CE IP20 Δ 1m



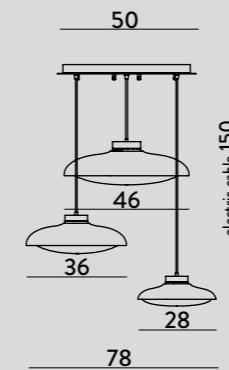
GIG1486.1L
PLAFONIERA / CEILING LAMP
Glass Ø36 - H16 cm

LED 1 x 12,8W - 350mA - 2700°K or 3000°K
Dimmerabilità a taglio di fase / Dimmer Triac
CE IP20 Δ 1m



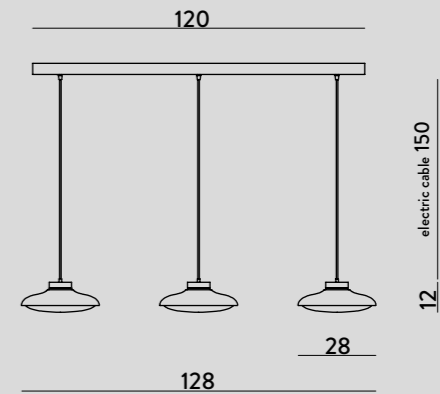
XXL1486.1L
PLAFONIERA / CEILING LAMP
Glass Ø46 - H17cm

LED 1 x 12,8W - 350mA - 2700°K or 3000°K
Dimmerabilità a taglio di fase / Dimmer Triac
CE IP20 Δ 1m



1489MX.50.3L
PLAFONIERA / CEILING LAMP
Glass Ø28/36/46 cm - cable 150 cm

LED 3 x 12,8W - 350mA - 2700°K or 3000°K
Dimmerabilità a taglio di fase / Dimmer Triac
CE IP20 Δ 1m



1487.120.3L
BINARIO / CEILING TRACK
Glass 3x Ø28 - cable 150 cm


LED 3 x 12,8W - 350mA - 2700°K or 3000°K
Dimmerabilità a taglio di fase / Dimmer Triac
CE IP20 Δ 1m

COLORI VETRO DISPONIBILI / AVAILABLE GLASS COLOURS



ARTICOLI GIG E XXL NEL COLORE FUMÈ: SUPPLEMENTO DEL 10% SUL PREZZO DEL COLORATO / PRODUCTS GIG AND XXL IN FUME COLOR: 10% SURCHARGE ON THE PRICE OF THE COLOURED

FINITURA METALLICA DISPONIBILE / METAL FINISH AVAILABLE





DOLIUM[®]



Track TAO70
black finish

3x GIG1363
Glass: titanium



1369MX.3L
Glass: rose-gold



GIG1363.1L
 Glass: amber
 without wood




AP1361.1L
 Glass: rose-gold, amber

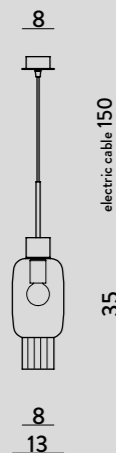
FINITURA METALLICA DISPONIBILE METAL FINISH AVAILABLE

Cromo Chrome

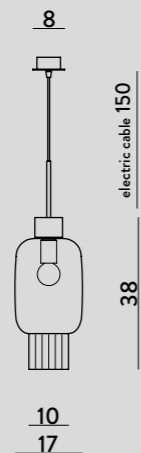
LEGNI DISPONIBILI WOOD AVAILABLE



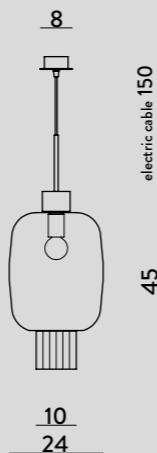
A richiesta senza elemento in legno
On demand without wood element



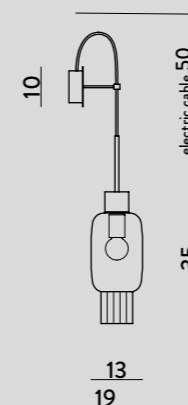
1363.1L
SOSPENSIONE / HANGING LAMP
Glass Ø13 cm - cavo/cable 150 cm
E27 1 x max 42W 220-240V
CE IP20 (1m)



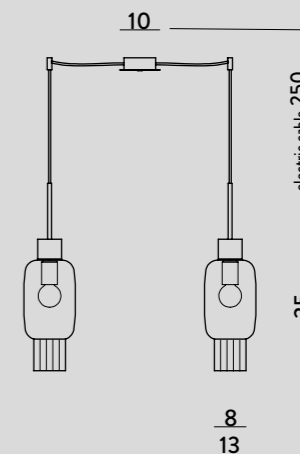
GIG1363.1L
SOSPENSIONE / HANGING LAMP
Glass Ø17 cm - cavo/cable 150 cm
E27 1 x max 70W 220-240V
CE IP20 (1m)



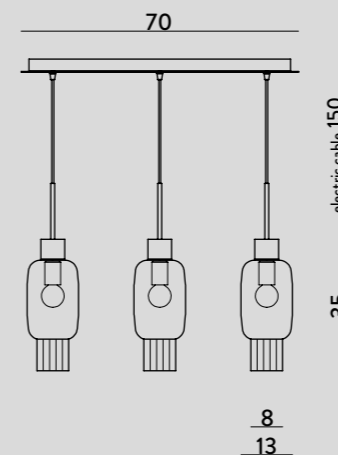
XXL1363.1L
SOSPENSIONE / HANGING LAMP
Glass Ø24 cm - cavo/cable 150 cm
E27 1 x max 70W 220-240V
CE IP20 (1m)



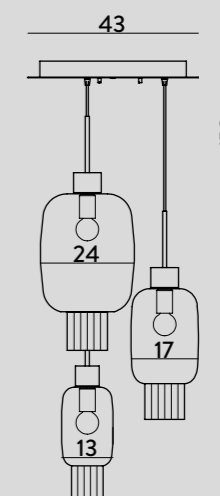
AP1361.1L
APPLIQUE / WALL LAMP
Glass Ø13 cm - cavo/cable 50 cm
E27 1 x max 42W 220-240V
CE IP20 (1m)



1363.2L
SOSPENSIONE / HANGING LAMP
Glass 2x Ø13 cm - cavo/cable 250 cm
E27 2 x max 42W 220-240V
CE IP20 (1m)



1367.3L
BINARIO / CEILING TRACK
Glass 3x Ø13 cm - cavo/cable 150 cm
E27 3 x max 42W 220-240V
CE IP20 (1m)



1369MX.3L
PLAFONIERA / CEILING LAMP
Glass Ø13/17/24 cm - cavo/cable 150 cm
E27 1 x max 42W 220-240V
E27 2 x max 70W 220-240V
CE IP20 (1m)

DIMMABLE WITH: Dimmable bulbs (not included)


COLORI VETRO DISPONIBILI / AVAILABLE GLASS COLOURS



01 - TRASPARENTE TRANSPARENT
03 - ROSA PINK
05 - AMBRA AMBER
06 - VERDE GREEN
07 - AZZURRO SKY-BLUE
08 - FUMÈ FUME
16 - TABACCO TOBACCO
17 - RUBINO RUBY

ARTICOLI GIG E XXL NEL COLORE FUMÈ: SUPPLEMENTO DEL 10% SUL PREZZO DEL COLORATO / PRODUCTS GIG AND XXL IN FUME COLOR: 10% SURCHARGE ON THE PRICE OF THE COLOURED

COLORI VETRO METALLIZZATO DISPONIBILI / METALLIC GLASS COLOURS AVAILABLE



ORO ROSA ROSE GOLD
TITANIO TITANIUM



AUF[®]

DESIGN: ALBERTO MANZONI



AUFMX.43.3L
Glass: fume





1443.1L
Glass: fume



1403.1L
Glass: fume



1413.1L
Glass: fume

FINITURA METALLICA DISPONIBILE METAL FINISH AVAILABLE

Nero Black


- CAVO TESSILE NERO / BLACK TEXTILE CABLE

- DIMMERABILE: SÌ - SCHEDA LED SOSTITUIBILE DA PROFESSIONISTA
DIMMABLE: YES - LED IS REPLACEABLE BY PROFESSIONAL

LED DISPONIBILI PER LA LINEA AUF / LEDS AVAILABLE FOR AUF:

LED 15W Dimmer Triac - 1275 Lm - 85 Lm/W - IP20 - CRI 90+ - 230V - 3 step MacAdam - **2700°K**
LED 15W Dimmer Triac - 1350 Lm - 90 Lm/W - IP20 - CRI 90+ - 230V - 3 step MacAdam - **3000°K**

I LUMEN INDICATI CORRISPONDONO ALL'INTENSITÀ LUMINOSA ALL'ORIGINE DELLA SCHEDA LED
LUMEN INDICATED CORRESPONDS TO THE LUMINOUS INTENSITY AT THE ORIGIN OF THE LED BOARD



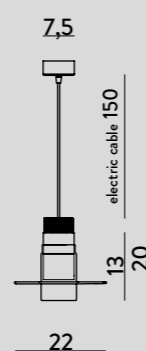
AUF.1L

SOSPENSIONE / HANGING LAMP

Ø7,5 cm - cable 150 cm

LED 1 x 15W - 2700°K or 3000°K - 1350 lm - 230V
Dimmerabilità a taglio di fase / Dimmer Triac

CE IP20 ⚠ 1m



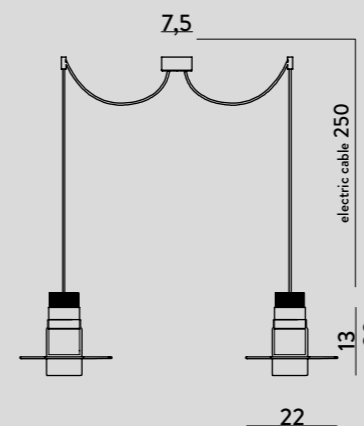
1403.1L (TUBA)

SOSPENSIONE / HANGING LAMP

Glass Ø22 cm - cable 150 cm

LED 1 x 15W - 2700°K or 3000°K - 1350 lm - 230V
Dimmerabilità a taglio di fase / Dimmer Triac

CE IP20 ⚠ 1m



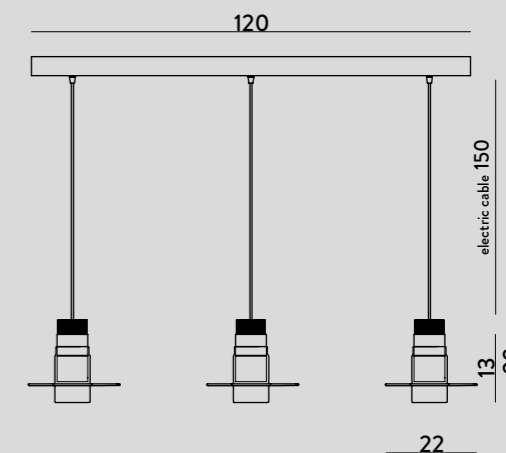
1403.2L (TUBA)

SOSPENSIONE / HANGING LAMP

Glass 2x Ø22 cm - cable 250 cm

LED 2 x 15W - 2700°K or 3000°K - 1350 lm - 230V
Dimmerabilità a taglio di fase / Dimmer Triac

CE IP20 ⚠ 1m



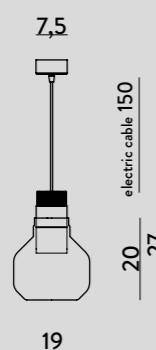
1407.120.3L (TUBA)

BINARIO / CEILING TRACK

Glass 3x Ø22 cm - cable 150 cm

LED 3 x 15W - 2700°K or 3000°K - 1350 lm - 230V
Dimmerabilità a taglio di fase / Dimmer Triac

CE IP20 ⚠ 1m



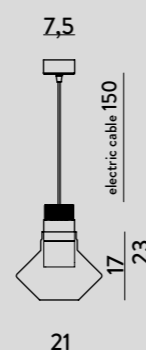
1413.1L (MINI BUATTA)

SOSPENSIONE / HANGING LAMP

Glass Ø19 cm - cable 150 cm

LED 1 x 15W - 2700°K or 3000°K - 1350 lm - 230V
Dimmerabilità a taglio di fase / Dimmer Triac

CE IP20 ⚠ 1m



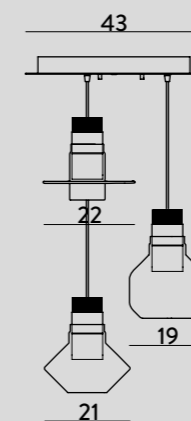
1443.1L (LABO)

SOSPENSIONE / HANGING LAMP

Glass Ø21 cm - cable 150 cm

LED 1 x 15W - 2700°K or 3000°K - 1350 lm - 230V
Dimmerabilità a taglio di fase / Dimmer Triac

CE IP20 ⚠ 1m



AUFMX.43.3L

PLAFONIERA / CEILING LAMP

Glass Ø19/21/22 cm - cavo/cable 150 cm

LED 3 x 15W - 2700°K or 3000°K - 1350 lm - 230V
Dimmerabilità a taglio di fase / Dimmer Triac

CE IP20 ⚠ 1m

COLORI VETRO DISPONIBILI / AVAILABLE GLASS COLOURS



01 - TRASPARENTE
TRANSPARENT

03 - ROSA
PINK

05 - AMBRA
AMBER

06 - VERDE
GREEN

07 - AZZURRO
SKY-BLUE

08 - FUMÈ
FUME

16 - TABACCO
TOBACCO

17 - RUBINO
RUBY

FINITURA METALLICA E CAVO DISPONIBILE / METAL FINISH AND ELECTRIC CABLE AVAILABLE



NERO
BLACK



ARABESQUE[®]



RGIG1243.1L
Glass: transparent



Plate P43

R1243

Glass: transparent

GIG1243

Glass: amber

RXXL1243

Glass: fume

ARABESQUE[©]

FINITURA METALLICA DISPONIBILE METAL FINISH AVAILABLE


Cromo Chrome

ULTERIORI COMPOSIZIONI A RICHIESTA
ADDITIONAL COMPOSITIONS ON DEMAND



Per VETRO RIGATO:
aggiungere la lettera R davanti al
codice al momento dell'ordine

For RIBBED GLASS:
add the letter R in front of the code
when ordering



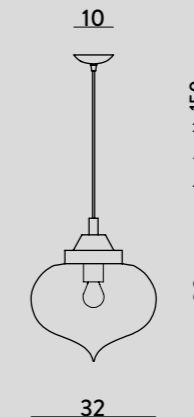
1243.1L

SOSPENSIONE / HANGING LAMP

Glass Ø16 cm - cavo/cable 150 cm

E14 1 x max 40W 220-240V

CE IP20 (1m)



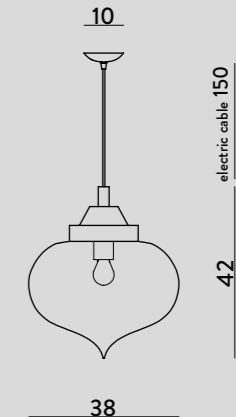
GIG1243.1L

SOSPENSIONE / HANGING LAMP

Glass Ø32 cm - cavo/cable 150 cm

E27 1 x max 70W 220-240V

CE IP20 (1m)



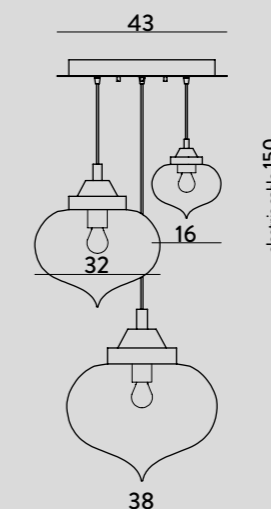
XXL1243.1L

SOSPENSIONE / HANGING LAMP

Glass Ø38 cm - cavo/cable 150 cm

E27 1 x max 70W 220-240V

CE IP20 (1m)



1249MX.3L

PLAFONIERA / CEILING LAMP

Glass Ø16/32/38 cm - cavo/cable 150 cm

E14 1 x max 40W 220-240V

E27 2 x max 70W 220-240V

CE IP20 (1m)

DIMMABLE WITH: Dimmable bulbs (not included)

COLORI VETRO DISPONIBILI / AVAILABLE GLASS COLOURS



01 - TRASPARENTE
TRANSPARENT

03 - ROSA
PINK

05 - AMBRA
AMBER

06 - VERDE
GREEN

07 - AZZURRO
SKY-BLUE

08 - FUMÈ
FUME

16 - TABACCO
TOBACCO

17 - RUBINO
RUBY


ARTICOLI GIG E XXL NEL COLORE FUMÈ: SUPPLEMENTO DEL 10% SUL PREZZO DEL COLORATO / PRODUCTS GIG AND XXL IN FUME COLOR: 10% SURCHARGE ON THE PRICE OF THE COLOURED



PARIGI[®]



XXL1203.1L
Glass: transparent



RGIG1213.1L
Glass: green



R1209MX.3L
Glass: fume



LU1203
LUGIG1203
LUXXL1203
Glass: transparent

PARALUMI LINO OLANDA DISPONIBILI PER LA LINEA PARIGI / LINO OLANDA LAMP SHADES AVAILABLE FOR PARIGI



LI - BIANCO
LI - WHITE



LI - PANNA
LI - CREAM

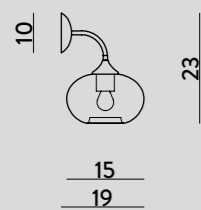


LI - TORTORA
LI - DOVE GRAY

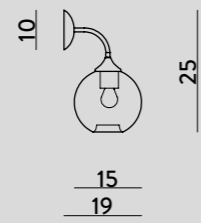
FINITURA METALLICA DISPONIBILE METAL FINISH AVAILABLE

Cromo Chrome

ULTERIORI COMPOSIZIONI A RICHIESTA
ADDITIONAL COMPOSITIONS ON DEMAND



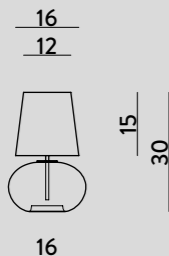
AP1211.1L
APPLIQUE / WALL LAMP
L15 - P19 - H23 cm
E14 1 x max 40W 220-240V
CE IP20 1m



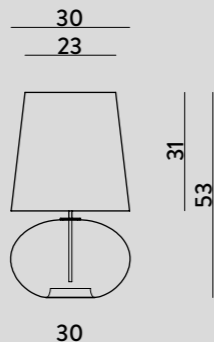
AP1201.1L
APPLIQUE / WALL LAMP
L15 - P19 - H25 cm
E14 1 x max 40W 220-240V
CE IP20 1m



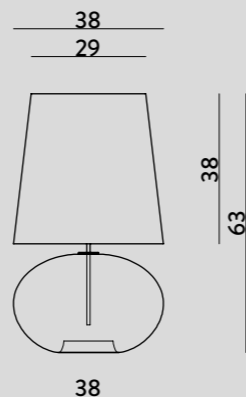
Per **VETRO RIGATO**:
aggiungere la lettera R davanti al
codice al momento dell'ordine
For RIBBED GLASS:
add the letter R in front of the code
when ordering



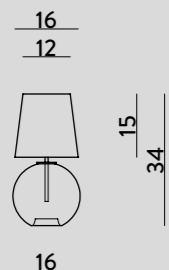
LU1213
LAMPADA DA TAVOLO / TABLE LAMP
Ø16 - H30 cm
E14 1 x max 40W 220-240V
CE IP20 1m



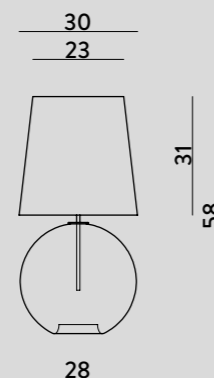
LUGIG1213
LAMPADA DA TAVOLO / TABLE LAMP
Ø30 - H53 cm
E27 1 x max 60W 220-240V
CE IP20 1m



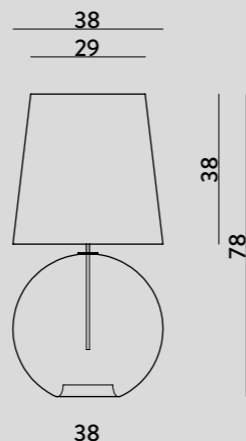
LUXXL1213
LAMPADA DA TAVOLO / TABLE LAMP
Ø38 - H63 cm
E27 1 x max 60W 220-240V
CE IP20 1m



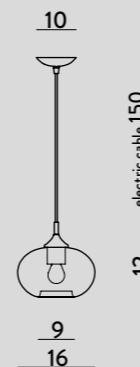
LU1203
LAMPADA DA TAVOLO / TABLE LAMP
Ø16 - H34 cm
E14 1 x max 40W 220-240V
CE IP20 1m



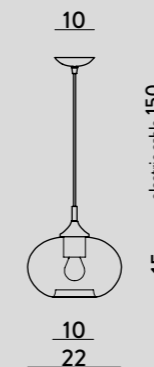
LUGIG1203
LAMPADA DA TAVOLO / TABLE LAMP
Ø28 - H58 cm
E27 1 x max 60W 220-240V
CE IP20 1m



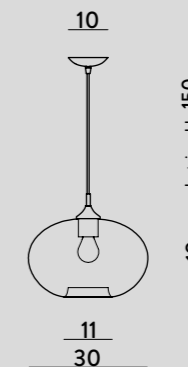
LUXXL1203
LAMPADA DA TAVOLO / TABLE LAMP
Ø38 - H78 cm
E27 1 x max 60W 220-240V
CE IP20 1m



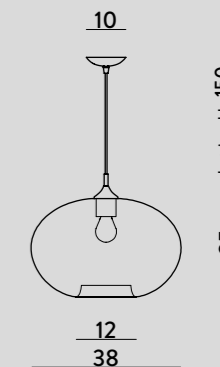
1213.1L
SOSPENSIONE / HANGING LAMP
Glass Ø16 cm - cavo/cable 150 cm
E14 1 x max 40W 220-240V
CE IP20 1m



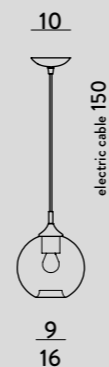
MED1213.1L
SOSPENSIONE / HANGING LAMP
Glass Ø22 cm - cavo/cable 150 cm
E27 1 x max 70W 220-240V
CE IP20 1m



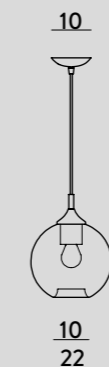
GIG1213.1L
SOSPENSIONE / HANGING LAMP
Glass Ø30 cm - cavo/cable 150 cm
E27 1 x max 70W 220-240V
CE IP20 1m



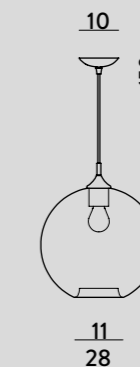
XXL1213.1L
SOSPENSIONE / HANGING LAMP
Glass Ø38 cm - cavo/cable 150 cm
E27 1 x max 70W 220-240V
CE IP20 1m



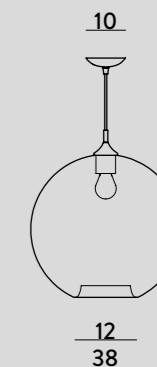
1203.1L
SOSPENSIONE / HANGING LAMP
Glass Ø16 cm - cavo/cable 150 cm
E14 1 x max 40W 220-240V
CE IP20 1m



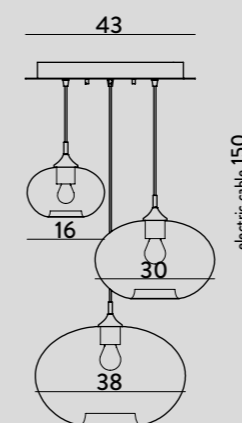
MED1203.1L
SOSPENSIONE / HANGING LAMP
Glass Ø22 cm - cavo/cable 150 cm
E27 1 x max 70W 220-240V
CE IP20 1m



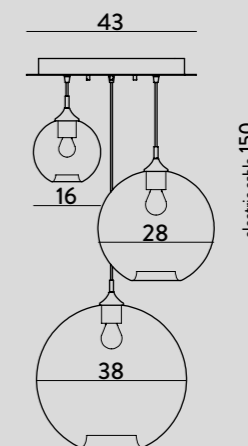
GIG1203.1L
SOSPENSIONE / HANGING LAMP
Glass Ø28 cm - cavo/cable 150 cm
E27 1 x max 70W 220-240V
CE IP20 1m



XXL1203.1L
SOSPENSIONE / HANGING LAMP
Glass Ø38 cm - cavo/cable 150 cm
E27 1 x max 70W 220-240V
CE IP20 1m



1219MX.3L
PLAFONIERA / CEILING LAMP
Glass Ø16/30/38 cm - cavo/cable 150 cm
E14 1 x max 40W 220-240V
E27 2 x max 70W 220-240V
CE IP20 1m



1209MX.3L
PLAFONIERA / CEILING LAMP
Glass Ø16/28/38 cm - cavo/cable 150 cm
E14 1 x max 40W 220-240V
E27 2 x max 70W 220-240V
CE IP20 1m

DIMMABLE WITH: Dimmable bulbs (not included)

COLORI VETRO DISPONIBILI / AVAILABLE GLASS COLOURS



01 - TRASPARENTE TRANSPARENT 03 - ROSA PINK 05 - AMBRA AMBER 06 - VERDE GREEN 07 - AZZURRO SKY-BLUE 08 - FUMÈ FUME 16 - TABACCO TOBACCO 17 - RUBINO RUBY

ARTICOLI GIG E XXL NEL COLORE FUMÈ: SUPPLEMENTO DEL 10% SUL PREZZO DEL COLORATO / PRODUCTS GIG AND XXL IN FUME COLOR: 10% SURCHARGE ON THE PRICE OF THE COLOURED



LACRIMA[®]



Plate **P43**
chrome

3x **R1253**
Glass: transparent

RGIG1253
Glass: transparent



RGIG1253.1L
Glass: tobacco

R1253.1L
Glass: transparent

1253.1L
Glass: amber

GIG1253.1L
Glass: transparent



GIG1253.1L
Glass: transparent



Canopy **GOC10**
6x Spacers **WS1**

3x **MINI1253**
Glass: sky-blue, fume, amber

3x **RMINI1253**
Glass: tobacco, green, ruby

FINITURA METALLICA DISPONIBILE METAL FINISH AVAILABLE

Cromo Chrome

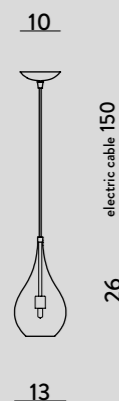
- A RICHIESTA: SOSPENSIONE G9 PUÒ ESSERE REALIZZATA CON ATTACCO E14
ON DEMAND: HANGING LAMPS WITH G9 CAN BE MADE WITH E14

- A RICHIESTA: SOSPENSIONE E14 PUÒ ESSERE REALIZZATA CON ATTACCO E27
ON DEMAND: HANGING LAMPS WITH E14 CAN BE MADE WITH E27



Per VETRO RIGATO:
aggiungere la lettera R davanti al codice al momento dell'ordine

For RIBBED GLASS:
add the letter R in front of the code when ordering



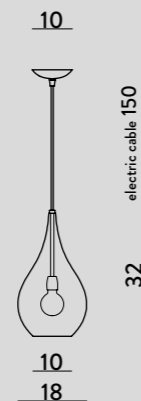
MINI1253.1L

SOSPENSIONE / HANGING LAMP

Glass Ø13 cm - cavo/cable 150 cm

G9 1 x max 42W 230V

CE IP20 1m



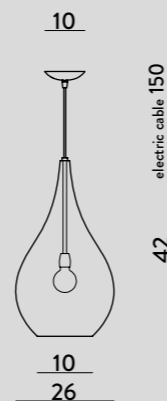
1253.1L

SOSPENSIONE / HANGING LAMP

Glass Ø18 cm - cavo/cable 150 cm

E14 1 x max 40W 220-240V

CE IP20 1m



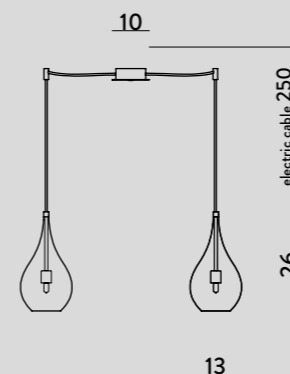
GIG1253.1L

SOSPENSIONE / HANGING LAMP

Glass Ø26 cm - cavo/cable 150 cm

E27 1 x max 70W 220-240V

CE IP20 1m



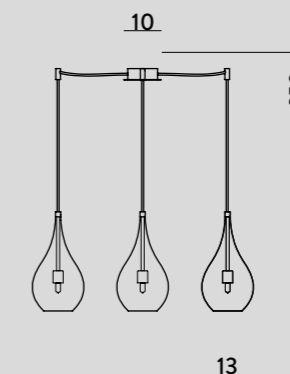
MINI1253.2L

SOSPENSIONE / HANGING LAMP

Glass 2x Ø13 cm - cavo/cable 250 cm

G9 2 x max 42W 230V

CE IP20 1m



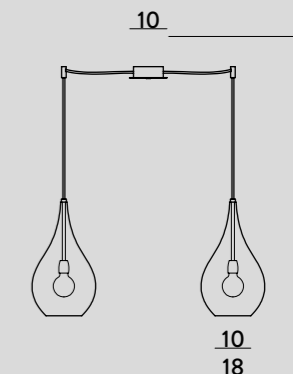
MINI1253.3L

SOSPENSIONE / HANGING LAMP

Glass 3x Ø13 cm - cavo/cable 250 cm

G9 3 x max 42W 230V

CE IP20 1m



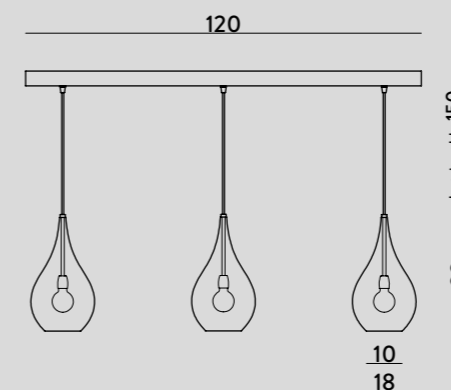
1253.2L

SOSPENSIONE / HANGING LAMP

Glass 2x Ø18 cm - cavo/cable 250 cm

E14 2 x max 40W 220-240V

CE IP20 1m



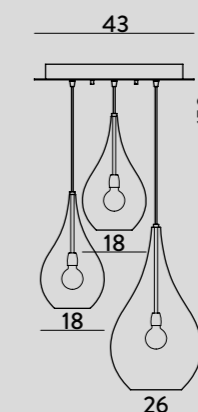
1257.120.3L

BINARIO / CEILING TRACK

Glass 3x Ø18 cm - cavo/cable 150 cm

E14 3 x max 40W 220-240V

CE IP20 1m



1259MX.3L

PLAFONIERA / CEILING LAMP

Glass Ø18/26 cm - cavo/cable 150 cm

E14 2 x max 40W 220-240V

E27 1 x max 70W 220-240V

CE IP20 1m

DIMMABLE WITH: Dimmable bulbs (not included)

COLORI VETRO DISPONIBILI / AVAILABLE GLASS COLOURS



01 - TRASPARENTE
TRANSPARENT

03 - ROSA
PINK

05 - AMBRA
AMBER

06 - VERDE
GREEN

07 - AZZURRO
SKY-BLUE

08 - FUMÈ
FUME

16 - TABACCO
TOBACCO

17 - RUBINO
RUBY



300G.®

**1343.1L**

Glass: transparent/cobalt edge+lampholder

AP1341.1L

Glass: transparent/cobalt edge+lampholder

**GIG1343.1L**

Glass: transparent



Plate P43

7x 1343

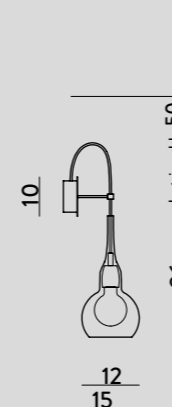
Glass: transparent

300G.®

ULTERIORI COMPOSIZIONI A RICHIESTA
ADDITIONAL COMPOSITIONS ON DEMAND

FINITURA METALLICA DISPONIBILE METAL FINISH AVAILABLE

Cromo Chrome

**AP1341.1L**

APPLIQUE / WALL LAMP

Glass Ø12 cm - cavo/cable 50 cm

E27 1 x max 70W 220-240V

CE IP20 (1m)


**1343.1L**

SOSPENSIONE / HANGING LAMP

Glass Ø14 cm - cavo/cable 150 cm

E27 1 x max 70W 220-240V

CE IP20 (1m)


**GIG1343.1L**

SOSPENSIONE / HANGING LAMP

Glass Ø18 cm - cavo/cable 150 cm

E27 1 x max 70W 220-240V

CE IP20 (1m)

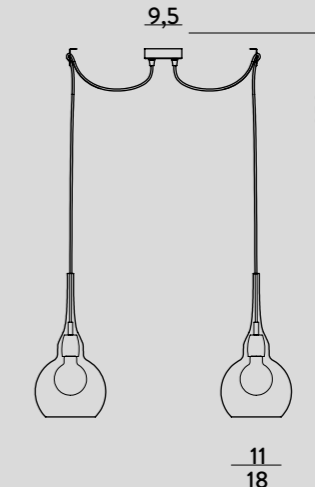
**1343.2L**

SOSPENSIONE / HANGING LAMP

Glass 2x Ø14 cm - cavo/cable 250 cm

E27 2 x max 70W 220-240V

CE IP20 (1m)

**GIG1343.2L**

SOSPENSIONE / HANGING LAMP

Glass 2x Ø18 cm - cavo/cable 250 cm

E27 2 x max 70W 220-240V

CE IP20 (1m)

DIMMABLE WITH: Dimmable bulbs (not included)

COLORI VETRO DISPONIBILI / AVAILABLE GLASS COLOURS

01 - TRASPARENTE
TRANSPARENT03 - ROSA
PINK05 - AMBRA
AMBER06 - VERDE
GREEN07 - AZZURRO
SKY-BLUE08 - FUMÈ
FUME16 - TABACCO
TOBACCO17 - RUBINO
RUBY

COLORI PER VETRO TRASPARENTE CON PROFILO + PORTALAMPADA COLORATO / COLOURS FOR TRANSPARENT GLASS WITH EDGE + LAMP HOLDER COLOURED

02 - BIANCO
WHITE09 - NERO
BLACK10 - VERDE MELA
APPLE GREEN11 - ROSSO
RED12 - ARANCIO
ORANGE13 - VIOLA
VIOLET14 - COBALTO
COBALT

ARTICOLI GIG NEL COLORE FUMÈ: SUPPLEMENTO DEL 10% SUL PREZZO DEL COLORATO / PRODUCTS GIG IN FUME COLOR: 10% SURCHARGE ON THE PRICE OF THE COLOURED

MIREA[®]

DESIGN: MASSIMILIANO TUCCI
WITH THE COLLABORATION OF CRISTIAN LI VOI





LU1570.1L
 Glass: amber
 Structure: satin bronze



AP1571.14.1L
 Glass: transparent
 Structure: satin black nickel



1574.9L
Glass: transparent
Structure: satin bronze



1574.10.LLIN
Glass: amber
Structure: satin gold



1574.12+4/16L
Glass: fume
Structure: satin black nickel





AP1571.2L

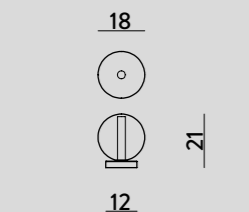
Glass: amber

Structure: satin bronze

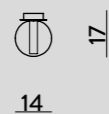
FINITURA METALLICA DISPONIBILE METAL FINISH AVAILABLE

Oro satinato / Bronzo satinato / Nichel nero satinato Satin gold / Satin bronze / Satin black nickel

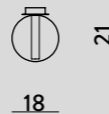
- STRUTTURA IN OTTONE GALVANIZZATO / STRUCTURE IN GALVANIZED BRASS
 - A RICHIESTA: IL LAMPADARIO PUÒ ESSERE REALIZZATO CON ALTEZZA PERSONALIZZATA
 ON DEMAND: THE CHANDELIER CAN BE MADE WITH CUSTOMIZED HEIGHT



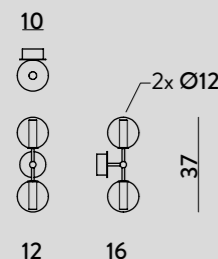
LU1570.1L
 LUMETTO / TABLE LAMP
 Ø18 x H 21 cm
 G9 1 x max 33W 230V
 CE IP20



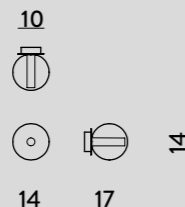
1576.14.1L
 PLAFONIERA / CEILING LAMP
 Ø14 x H 17 cm
 G9 1 x max 33W 230V
 CE IP20



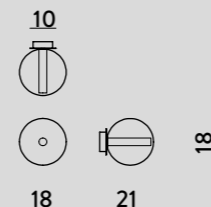
1576.18.1L
 PLAFONIERA / CEILING LAMP
 Ø18 x H 21 cm
 G9 1 x max 33W 230V
 CE IP20



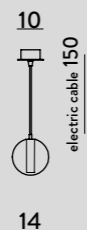
AP1571.2L
 APPLIQUE / WALL LAMP
 L 12 x P 16 x H 37 cm
 G9 2 x max 33W 230V
 CE IP20



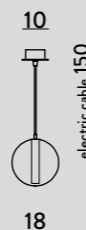
AP1571.14.1L
 APPLIQUE / WALL LAMP
 L 14 x P 17 x H 14 cm
 G9 1 x max 33W 230V
 CE IP20



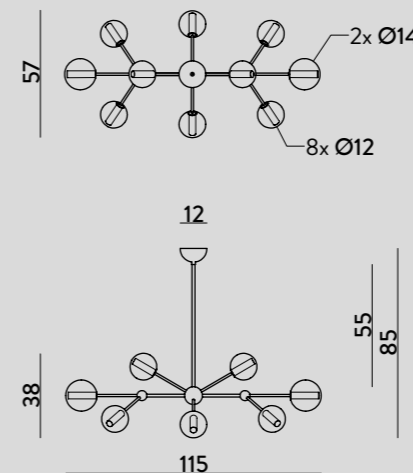
AP1571.18.1L
 APPLIQUE / WALL LAMP
 L 18 x P 21 x H 18 cm
 G9 1 x max 33W 230V
 CE IP20



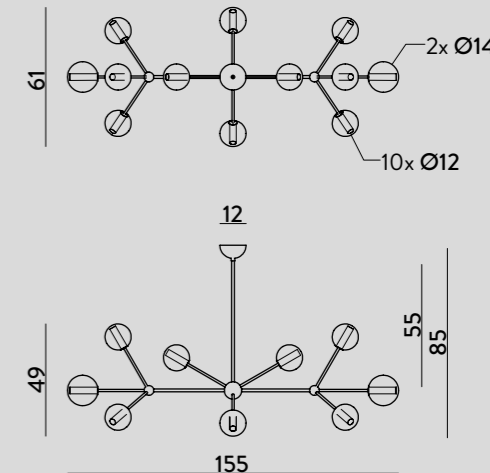
1573.14.1L
 SOSPENSIONE / HANGING LAMP
 Glass Ø14 cm - cable 150 cm
 G9 1 x max 33W 230V
 CE IP20



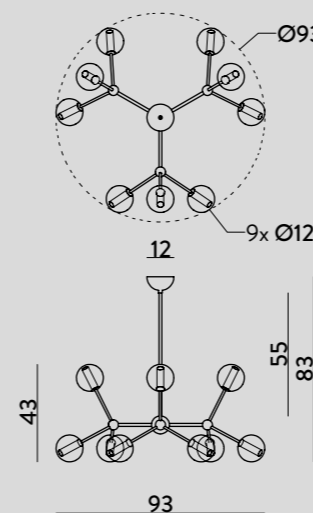
1573.18.1L
 SOSPENSIONE / HANGING LAMP
 Glass Ø18 cm - cable 150 cm
 G9 1 x max 33W 230V
 CE IP20



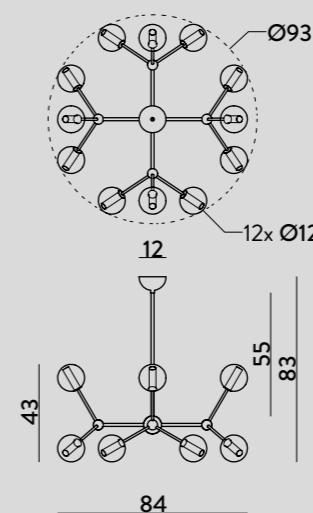
1574.10L.LIN
 LAMPADARIO / CHANDELIER
 L 115 - P 57 - H 85 cm
 G9 10 x max 33W 230V
 CE IP20



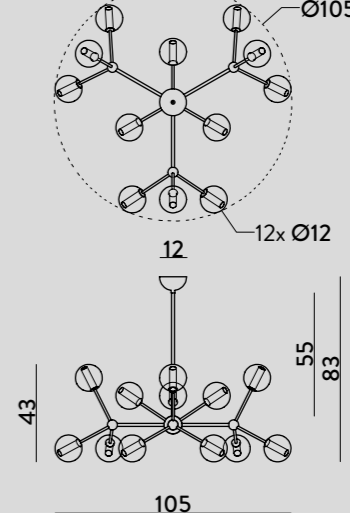
1574.12L.LIN (a richiesta / on demand)
 LAMPADARIO / CHANDELIER
 L 155 - P 61 - H 85 cm
 G9 12 x max 33W 230V
 CE IP20



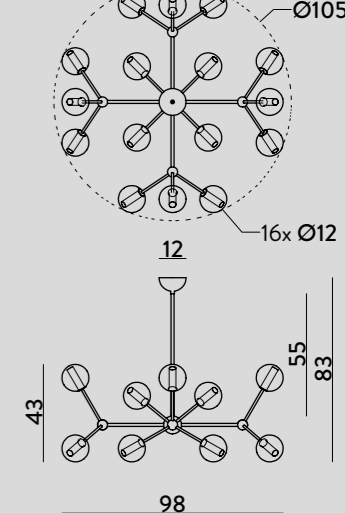
1574.9L
 LAMPADARIO / CHANDELIER
 Ø93 x H 83 cm
 G9 9 x max 33W 230V
 CE IP20



1574.12L
 LAMPADARIO / CHANDELIER
 Ø93 x H 83 cm
 G9 12 x max 33W 230V
 CE IP20



1574.9+3/12L
 LAMPADARIO / CHANDELIER
 Ø105 x H 83 cm
 G9 12 x max 33W 230V
 CE IP20




1574.12+4/16L
 LAMPADARIO / CHANDELIER
 Ø105 x H 83 cm
 G9 16 x max 33W 230V
 CE IP20

DIMMABLE WITH: Dimmable bulbs (not included)

COLORI VETRO DISPONIBILI / AVAILABLE GLASS COLOURS



FINITURA METALLICA DISPONIBILE / METAL FINISH AVAILABLE






SCARLETT[©]

DESIGN: CANGINI E TUCCI
WITH THE COLLABORATION OF ALBERTO MANZONI



AP1491.1L
 Glass: satin white
 Structure: brushed brass

1493.8+8/16L
 Glass: satin white
 Structure: brushed bronze





1493.6+6/12L
Glass: satin white
Structure: brushed brass

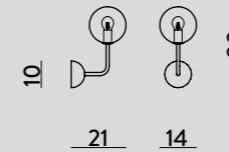
SCARLETT®

FINITURA METALLICA DISPONIBILE / METAL FINISH AVAILABLE

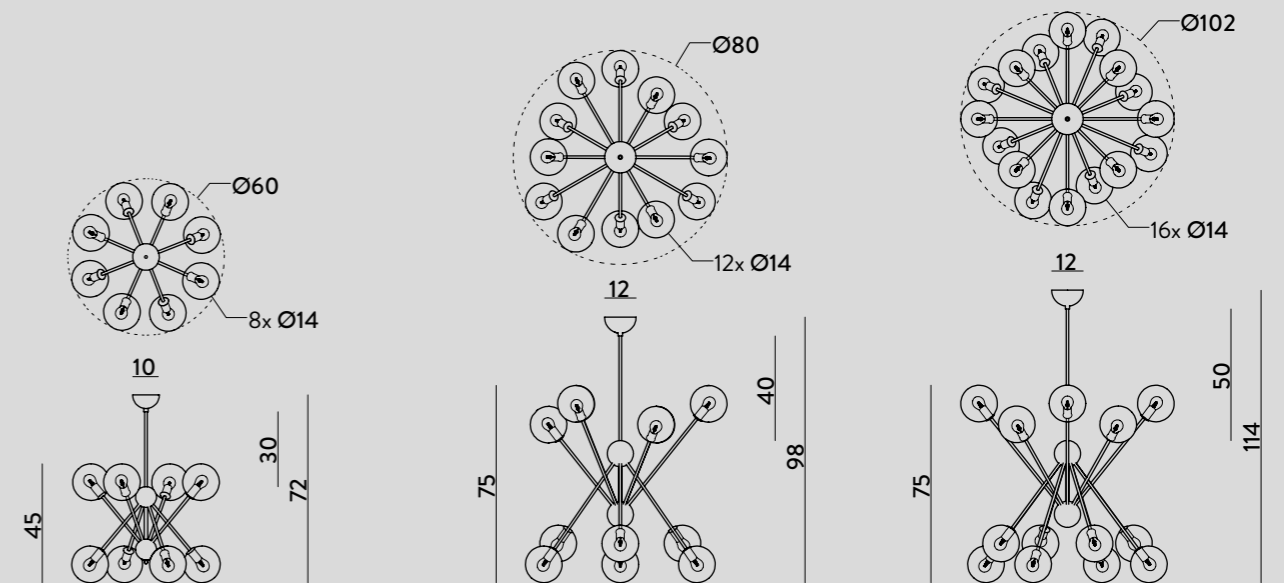
Ottone spazzolato (01) / Bronzo spazzolato (02) / Brushed brass (01) / Brushed bronze (02)

- STRUTTURA METALLICA IN OTTONE / BRASS METAL STRUCTURE

- A RICHIESTA: IL LAMPADARIO PUÒ ESSERE REALIZZATO CON ALTEZZA PERSONALIZZATA
ON DEMAND: THE CHANDELIER CAN BE MADE WITH CUSTOMIZED HEIGHT



AP1491.1L
APPLIQUE / WALL LAMP
L14 - P21 - H30 cm
E14 1 x max 40W 220-240V
CE IP20 (1m)



1493.4+4/8L
SOSPENSIONE / HANGING LAMP
Ø60 - H72 cm
E14 8 x max 40W 220-240V
CE IP20 (1m)

1493.6+6/12L
SOSPENSIONE / HANGING LAMP
Ø80 - H98 cm
E14 12 x max 40W 220-240V
CE IP20 (1m)

1493.8+8/16L
SOSPENSIONE / HANGING LAMP
Ø102 - H114 cm
E14 16 x max 40W 220-240V
CE IP20 (1m)

DIMMABLE WITH: Dimmable bulbs (not included)

COLORI VETRO DISPONIBILI / AVAILABLE GLASS COLOURS




01 - TRASPARENTE
TRANSPARENT 05 - AMBRA
AMBER 16 - TABACCO
TOBACCO BIANCO SATINATO
SATIN WHITE

STRUTTURA IN OTTONE DISPONIBILE / AVAILABLE BRASS STRUCTURE



01 - OTTONE SPAZZOLATO
01 - BRUSHED BRASS 02 - BRONZO SPAZZOLATO
02 - BRUSHED BRONZE



ZOE[®]



CANGINI & TUCCI[®]



Van
Gogh
Museum
Amsterdam



The Zoe® Van Gogh series of lamps is the result of the collaboration between Cangini e Tucci and Van Gogh Museum in Amsterdam.

La serie di lampade Zoe® Van Gogh è il risultato della collaborazione tra Cangini e Tucci e il Van Gogh Museum di Amsterdam.

The art of Vincent Van Gogh, the greatest impressionist painter of all time, meets the quality of craftsmanship and Made in Italy.

All the lamps are designed and made in Italy by expert artisan hands and master glass blowers.

The small imperfections that can be found on the surfaces of the decorations are peculiarities that attest the uniqueness of the product and the diversity of each product from the other and are therefore to be considered a reason of value, like the signature of a great artist.

L'arte di Vincent Van Gogh, il più grande pittore impressionista di tutti i tempi, incontra la qualità dell'artigianato e del Made in Italy.

Tutte le lampade sono infatti progettate e realizzate in Italia da mani artigiane esperte e da maestri soffiatori.

Le piccole imperfezioni che si riscontrano sulle superfici delle decorazioni sono peculiarità che attestano l'unicità del prodotto e la diversità di ogni prodotto rispetto all'altro e sono quindi da considerarsi motivo di valore aggiunto, proprio come la firma di un grande artista.



Almond Blossom Mandorlo in fiore



Vincent van Gogh (1853 - 1890),
Saint-Rémy-de-Provence, February 1890
oil on canvas, 73.3 cm x 92.4 cm
Credits (obliged to state):
Van Gogh Museum, Amsterdam
(Vincent Van Gogh Foundation)

Large blossom branches like this against a blue sky were one of Van Gogh's favourite subjects. Almond trees flower early in the spring making them a symbol of new life. Van Gogh borrowed the subject, the bold outlines and the positioning of the tree in the picture plane from Japanese printmaking.

The painting was a gift for his brother Theo and sister-in-law Jo, who had just had a baby son, Vincent Willem. In the letter announcing the new arrival, Theo wrote: 'As we told you, we'll name him after you, and I'm making the wish that he may be as determined and as courageous as you.' Unsurprisingly, it was this work that remained closest to the hearts of the Van Gogh family. Vincent Willem went on to found the Van Gogh Museum.

Vincent van Gogh (1853 - 1890),
Saint-Rémy-de-Provence, febbraio 1890
olio su tela, 73,3 cm x 92,4 cm
Credits (obbligo di dichiarazione):
Museo Van Gogh, Amsterdam
(Fondazione Vincent Van Gogh)

I grandi rami in fiore come questo contro un cielo blu erano uno dei soggetti preferiti di Van Gogh. I mandorli fioriscono all'inizio della primavera e sono un simbolo di nuova vita. Van Gogh ha preso in prestito il soggetto, i contorni audaci e la posizione dell'albero nel piano delle immagini dalla tipografia giapponese.

Il dipinto fu un regalo per il fratello Theo e la cognata Jo, che aveva appena avuto un figlio, Vincent Willem. Nella lettera che annunciava il nuovo arrivo, Theo scriveva: "Come vi abbiamo detto, lo chiameremo come voi, e gli auguro di essere determinato e coraggioso come voi". Non sorprende che sia stato questo lavoro a rimanere più vicino al cuore della famiglia Van Gogh. Vincent Willem fondò poi il Museo Van Gogh.



Vincent

**GIG1523.1L**

Glass: transparent + serigraph





AP1521.1L

Glass: metal sky blue + serigraph





LUGIG1520
Glass: metal sky blue

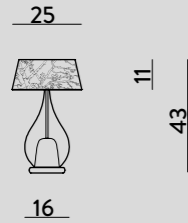




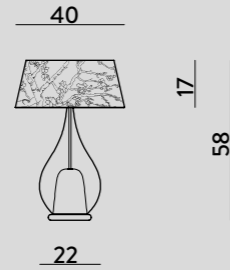
FINITURA METALLICA DISPONIBILE METAL FINISH AVAILABLE

Nero opaco Matt black

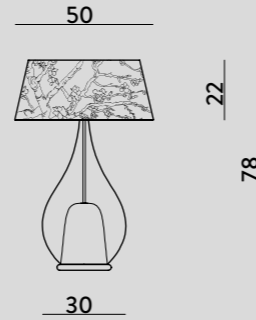
- CAVO ELETTRICO IN GOMMA NERO
BLACK RUBBER ELECTRIC CABLE



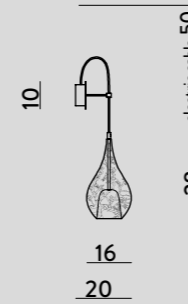
LU1520
LAMPADA DA TAVOLO / TABLE LAMP
Glass Ø16 cm - H43 cm
E14 1 x max 40W 220-240V
LED 1 x 4,3W 350 LUMEN 3.000K
CE IP20 1m



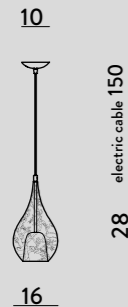
LUGIG1520
LAMPADA DA TAVOLO / TABLE LAMP
Glass Ø22 cm - H58 cm
E27 1 x max 60W 220-240V
LED 1 x 4,3W 350 LUMEN 3.000K
CE IP20 1m



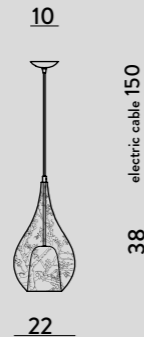
LUXXL1520
LAMPADA DA TAVOLO / TABLE LAMP
Glass Ø30 cm - H78 cm
E27 1 x max 60W 220-240V
LED 1 x 4,3W 350 LUMEN 3.000K
CE IP20 1m



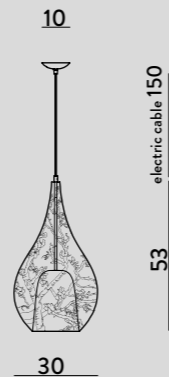
AP1521.1L
APPLIQUE / WALL LAMP
Glass Ø16 cm - cavo/cable 50 cm
E14 1 x max 40W 220-240V
CE IP20 1m



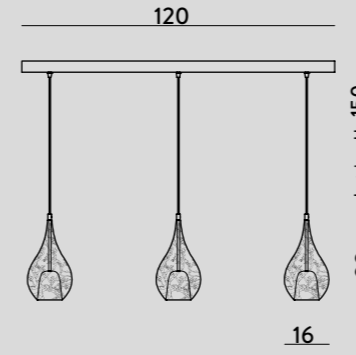
1523.1L
SOSPENSIONE / HANGING LAMP
Glass Ø16 cm - cavo/cable 150 cm
E14 1 x max 40W 220-240V
CE IP20 1m



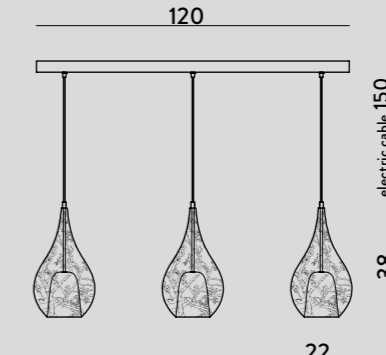
GIG1523.1L
SOSPENSIONE / HANGING LAMP
Glass Ø22 cm - cavo/cable 150 cm
E27 1 x max 105W 220-240V
CE IP20 1m



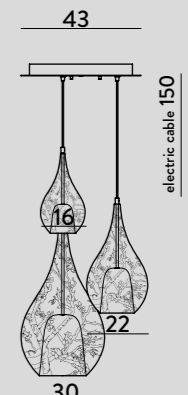
XXL1523.1L
SOSPENSIONE / HANGING LAMP
Glass Ø30 cm - cavo/cable 150 cm
E27 1 x max 105W 220-240V
CE IP20 1m



1527.120.3L
BINARIO / CEILING TRACK
Glass 3x Ø16 cm - cavo/cable 150 cm
E14 3 x max 40W 220-240V
CE IP20 1m



GIG1527.120.3L
BINARIO / CEILING TRACK
Glass 3x Ø22 cm - cavo/cable 150 cm
E27 3 x max 105W 220-240V
CE IP20 1m



1529MX.3L
PLAFONIERA / CEILING LAMP
Glass Ø16/22/30 cm - cavo/cable 150 cm
E14 1 x max 40W 220-240V
E27 2 x max 105W 220-240V
CE IP20 1m

DIMMABLE WITH: Dimmable bulbs (not included)

COLORI VETRO DISPONIBILI / AVAILABLE GLASS COLOURS




COLORI VETRO PER LAMPADE DA TAVOLO / GLASS COLOURS FOR TABLE LAMPS



FINITURA METALLICA E CAVO DISPONIBILE / METAL FINISH AND ELECTRIC CABLE AVAILABLE







SCARLETT



FLUTE, LADY LOUIS







ZOE, SCARLETT, FOLD
Pacini & Cappellini Milano



**ECLISSE**

Photos: Urbaniwirt
 Projekt: Arch. Ronacher
 Lichtplanung: Wege-Licht





MIREA



ZOE, FLUTE, ECLISSE
Restaurant Grisu.events Groß-Gerau



FLUTE





ZOE SPECIAL FIXTURE
Project: Schürmann Leuchtenland GmbH



FLUTE
Allgoeuer Lichthaus



ZOE
Photos: Matthias Groppe
Projekt: Raumwerk



ECLISSE
 Project: Nara s.r.o. Slovachia
 Distributor: Alexia Fairy Lamps




ECLISSE MAX

ZOE

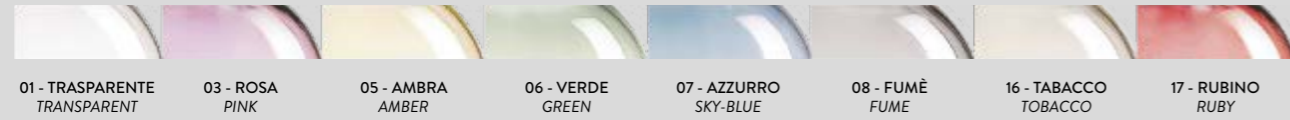


ZOE
Hotel Mezdi ***S
Visciani Photography



FINITURE

COLORI DISPONIBILI PER TUTTI I PRODOTTI
COLOURS AVAILABLE FOR ALL PRODUCTS



01 - TRASPARENTE
TRANSPARENT

03 - ROSA
PINK

05 - AMBRA
AMBER

06 - VERDE
GREEN

07 - AZZURRO
SKY-BLUE

08 - FUMÈ
FUME

16 - TABACCO
TOBACCO

17 - RUBINO
RUBY

ARTICOLI GIG E XXL NEL COLORE FUMÈ:
SUPPLEMENTO DEL 10% SUL PREZZO DEL COLORATO.
PRODUCTS GIG AND XXL IN FUME COLOUR:
10% SURCHARGE ON THE PRICE OF THE COLOURED.



I PRODOTTI CON PORTALAMPADA E14 E27 E G9
NON INCLUDONO LE LAMPADINE.
PRODUCTS WITH E14 E27 AND G9 LAMP HOLDERS
DO NOT INCLUDE BULBS.



COLORI METALLICI VETRO DISPONIBILI
METALLIC GLASS COLOURS AVAILABLE

MODELLO / MODEL **COLORI / COLOURS**

DOLIUM	 Oro rosa Rose gold	 Titanio Titanium				
ECLISSE Ø14 CM	 Oro Gold	 Oro rosa Rose gold	 Bronzo Bronze	 Nero Black	 Acciaio Steel	
ECLISSE MAX	 Nero Black	 Bronzo Bronze	 Acciaio Steel			
FLUTE	 Nero Black	 Oro rosa Rose gold	 Bronzo Bronze	 Titanio Titanium		
LADY LOUIS	 Bronzo Bronze					
TAO	 Oro rosa Rose gold	 Titanio Titanium				
ZOE MAX	 Nero Black	 Bronzo Bronze	 Oro rosa Rose gold			
ZOE	 Nero Black	 Acciaio Steel	 Oro Gold	 Bronzo Bronze	 Oro rosa Rose gold	 Titanio Titanium



CEO

Pietro Tucci

ART DIRECTION

Cangini e Tucci
Alberto Manzoni

STAMPA

Litografia il Papiro

CANGINI&TUCCI S.r.l

Via Archimede, 36
47521 Cesena (FC)
Tel. +39 0547 303035
Fax +39 0547 645146
info@canginietucci.com
www.canginietucci.com

L'azienda si riserva il diritto di apportare modifiche
atte al miglioramento del prodotto
in qualsiasi momento e senza preavviso.

*The company reserves the right to make design
changes to improve the products
at any time and without notice.*