



# QuickDrain

**The No Scoria  
Drainage Solution**



**Pack Includes:**

- 1 QuickDrain Length 2500mm x 200mm approx Diameter
- 1 Straight Joiner
- 1 Cable Tie

- **The unique DIY drainage solution that eliminates scoria and cuts installation time in half**

- **Lightweight, easy to handle and goes around corners with ease**

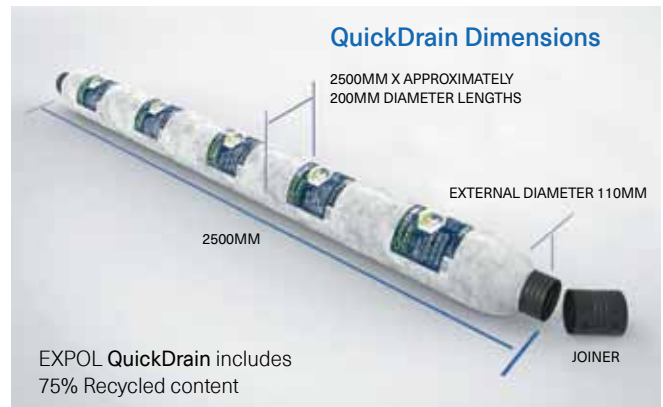
- **Simple to transport and is easily moved around your site**



**QuickDrains'** engineered drainage solution provides a scoria-free alternative to traditional scoria drainage solutions, cutting installation time in half.

The **QuickDrain** solution incorporates a recycled polystyrene aggregate that provides enhanced drainage performance, strength, filtration and longevity.

The **QuickDrain** solution is a faster and easier install than traditional drainage solutions.



- **QuickDrain** incorporates a **recycled polystyrene aggregate** and is produced from waste polystyrene collected from building sites and other sources of waste polystyrene.



- **QuickDrain** is the easy and economical drainage solution. Simply dig your trench, lay the **QuickDrain** and backfill, job done. **QuickDrain** will cut your installation time in half, as there is no need for scoria. Say goodbye to barrowing

scoria around your site, it is lightweight and makes those difficult areas easy to get to.

- **QuickDrain** has been tested by WSP Opus.
- **QuickDrain** comes ready to go. It is sold in 2.5 metre lengths and is approximately 200mm in diameter. Every 2.5 metre length of **QuickDrain** is supplied with one straight joiner, one cable tie and instructions how to join, cut and install.

#### QuickDrain is New Zealand made

**QuickDrain** is manufactured in New Zealand to strict quality control procedures, as the performance of the product is dependent on the accurate formation of the knit structure of the sleeve, the polystyrene and pore in the pipe.

#### QuickDrain for superior filtration

High performance recycled polystyrene filling between the pipe and the sleeve does not clog and efficiently filters out excess sediment. It delivers a high performance flow effectively draining excess water away quickly.


#### QuickDrain is strong and lightweight

The **QuickDrain** pipe is made from a High-Density Polyethylene (HDPE) material, with a corrugated profile wall to give high crush resistance, flexibility and lightness. It has slots cut at the bottom of the corrugations and spaced around the circumference.

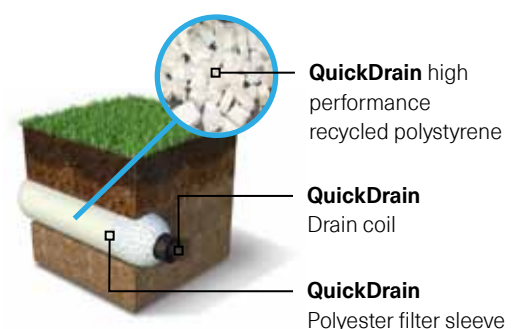
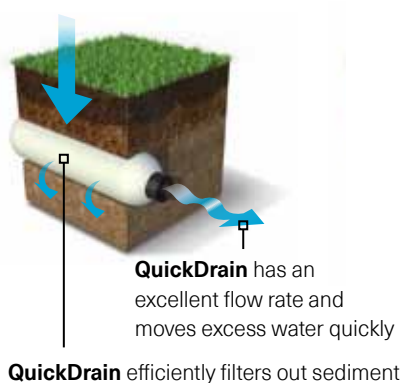
#### QuickDrain tested and proven

Made from Polyester the **QuickDrain** Filter Sleeve® is a tested and proven solution for protecting subsoil drains from sedimentation. It works by trapping the sand particles and assisting the formation of a soil filter around the pipe.

Traditional drainage using scoria



New drainage solution using **QuickDrain**



Tested by





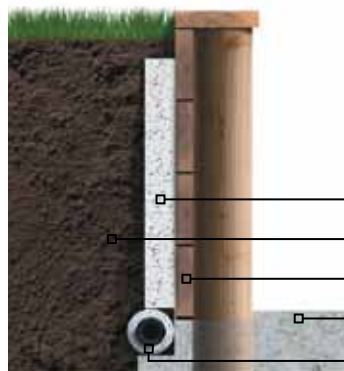
- ◆ Eliminates scoria
- ◆ Lightweight and easy to handle
- ◆ Bends around corners with ease
- ◆ Cuts drainage installation time in half

## Where to use:

EXPOL **QuickDrain** is designed to be used in residential and light commercial applications where it is not exposed to high loads.

**QuickDrain** is designed for the economic removal of excess ground water in residential and commercial non-traffic applications. It is ideal to be used in retaining walls, water logged backyards and perimeter drainage around houses and sections.

**QuickDrain** can be used in many drainage situations.



As an example here **QuickDrain** is used in conjunction with **EXPOL StyroDrain** in a retaining wall.

See [www.expol.co.nz/expol-products](http://www.expol.co.nz/expol-products) for detail of StyroDrain

- EXPOL StyroDrain
- Soil
- Retaining Wall
- Concrete
- EXPOL **QuickDrain**

### Straight Joiner

1 straight joiner comes with your length of **QuickDrain**.



### Y Joiner

Can be purchased from your supplier.



## Installation:

- **QuickDrain** comes in easy to handle 2.5 metre lengths. Each length comes with a **QuickDrain** Joiner and cable tie.
- Dig your trench the same width as your **QuickDrain** and deep enough to allow a minimum of 200mm of soil coverage.
- Simply clip the length together to achieve the required length for your project. Once the **QuickDrain** has been laid in the trench you are ready to start covering the **QuickDrain**.



Position your **QuickDrain**



Join your **QuickDrain**



Lay your **QuickDrain**



Fill in with soil

Once **QuickDrain** is buried it will last indefinitely (50+ years) as it is produced from HDPE plastic, recycled polystyrene and PET fibre, however the drainage performance will be dependent the overall design. When laying **QuickDrain** please ensure it has a fall. Make sure it is directed to the lowest point of your property and is connected to a storm water outlet. Exposure of **QuickDrain** to sunlight for prolonged periods should be avoided.

## Cutting QuickDrain to your required length:



Measure the length required



Cut the cable tie and remove excess polystyrene



Push sleeve and polystyrene down pipe to required length. Re-tie with new cable tie supplied, trim excess sleeve off



Cut pipe – ensure you leave enough pipe so it will accommodate joiner

## Joining QuickDrain



**QuickDrain** Joiner – Make sure the indent in the joiner goes over the coil ridge – check it is secure



Put the joiner on end of the **QuickDrain** and align with other end of **QuickDrain**



Push the **QuickDrain** pipe with the joiner over other **QuickDrain** pipe



Make sure the indent in the joiner goes over coil ridge – check it is secure



## SOLID INSULATION AND LIGHTWEIGHT CONSTRUCTION SOLUTIONS



### EXPOL LTD

105 Captain Springs Road  
 Onehunga, Auckland  
 PO Box 13 560, Onehunga,  
 Auckland, New Zealand.

### NEW ZEALAND

Auckland  
 Tauranga  
 Wellington  
 Blenheim  
 Christchurch  
 - Belfast  
 - Rolleston  
 Cromwell

### AUSTRALIA

Sydney  
 Melbourne  
 Adelaide  
 Tasmania



Learn about our recycling initiatives



Sustainability  
 E: [sustainability@expolearth.co.nz](mailto:sustainability@expolearth.co.nz)

Website  
[www.expolearth.co.nz](http://www.expolearth.co.nz)



Contact EXPOL  
 P: +64 9 634 3449  
 F: +64 9 634 0756

Sales  
 T: 0800 86 33 73  
 E: [sales@expol.co.nz](mailto:sales@expol.co.nz)

Quotes/Technical  
 T: 0800 86 33 73  
 E: [tech@expol.co.nz](mailto:tech@expol.co.nz)

EXPOL Product Training  
 T: 0800 86 33 73  
[www.expolexpert.co.nz](http://www.expolexpert.co.nz)

Website  
[www.expol.co.nz](http://www.expol.co.nz)