



MOVE IT
MAGNETIC TRACK 

Lightplan

MOVE IT

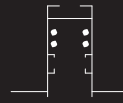
Magnetic Track Accesories

TYPE

Suspended

Recessed Trimless

Trim

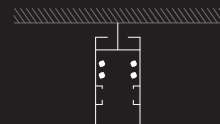
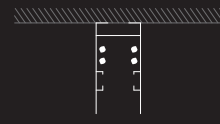


MOUNTING

trimless

ceiling direct

suspended direct



SHAPES

linear

corner



INSETS

IT 35

IT 45

IT 55

TO



PARTIDA

WALLWASHER

STRING




MINO



System Variety

The Move IT System is available to order as recessed, surface mounted, or suspended.

The power track system is 48V. Each spot can be switched and dimmed individually via an app or using a DALI signal.



The effect in a space

The Move It System has the flexibility to adapt to every new situation and react to changing requirements in a room.


Whether you want a to set a scene by evenly illuminating an entire wall or accentuate a particular object. Spotlights are easy to swivel and tilt and beams can be focused.

WALL
WASHER

IT45

IT35

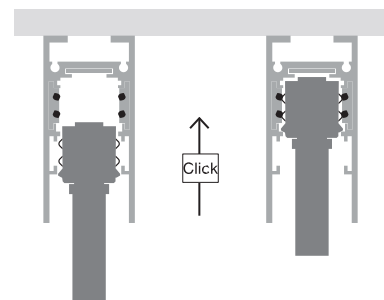
PARTIDA



Magnets make life simple

Track insets are held in place by magnetic force along the entire track. No tools are needed to install them.

Rotate, slide into any position and adjust at anytime. All it takes is one hand movement to highlight objects according to requirements.





Move IT Magnetic Track Suspended / Surface Mounted

Supplied in 2m lengths to be cut to size + accessories sold separately.



CONTROL


non DIM*

DIM DALI single control

BLE Mesh single control

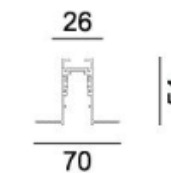
CASAMBI control

Black White



Move IT Magnetic Track Trimless

Supplied in 2m lengths to be cut to size + accessories sold separately.



CONTROL

non DIM*

DIM DALI single control

BLE Mesh single control

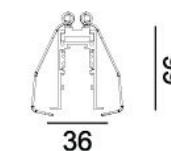
CASAMBI control

Black White



Move IT Magnetic Track Trim

Supplied in 2m lengths to be cut to size + accessories sold separately.



CONTROL

non DIM*

DIM DALI single control

BLE Mesh single control

CASAMBI control

Black White



Track Accessories

All luminaires have a magnetic adapter, which eliminates the need for installation tools, giving you the freedom to adjust the position and rotation at any time.



IT35 Spot

8W LED with 350° rotation and can tilt up to 90°

Driver: Remote
Size: Ø35 x 85mm

Black White



IT35 Twin Spot

2 x 8W LED with 350° rotation and can tilt up to 90°

Driver: Remote
Size: Ø35 x 85mm

Black White



String

Diffused linear light

Driver: Remote
Stocked:

- 20W, 600mm
- 40W, 1200mm

Black



IT45 Spot

12W LED low glare Magnetic Track Spot. The spotlight includes a 350° rotation and can tilt up to 90°.

Driver: Remote
Size: Ø45 x 110mm

Black



IT45 Twin Spot

2x 12W LED low glare Magnetic Track Spot. The spotlight includes a 350° rotation and can tilt up to 90°.

Driver: Remote
Size: Ø45 x 110mm

Black White



Partida

Fixed dot module light

Driver: Remote
Stocked:

- 8W, 183.50mm
- 15W, 231.50mm

Black White



Mino

LED cylinder track pendant

Driver: Remote

Stocked:

- 10W, 200mm
- 15W, 300mm

■ Black □ White



Ball

Magnetic sphere pendant

Driver: Remote

Stocked:

- 6w, Ø78mm
- 10w, Ø95mm
- 12w, Ø118mm

■ Black



Fold

10W modular rectangular LED spot, specifically designed to reduce glare. Can be tilted up to 90°

Driver: Remote

Size: Height 115mm, Length 118mm, Thickness 23mm

■ Black



Cone

20W Magnetic Track Cone pendant

Driver: Remote

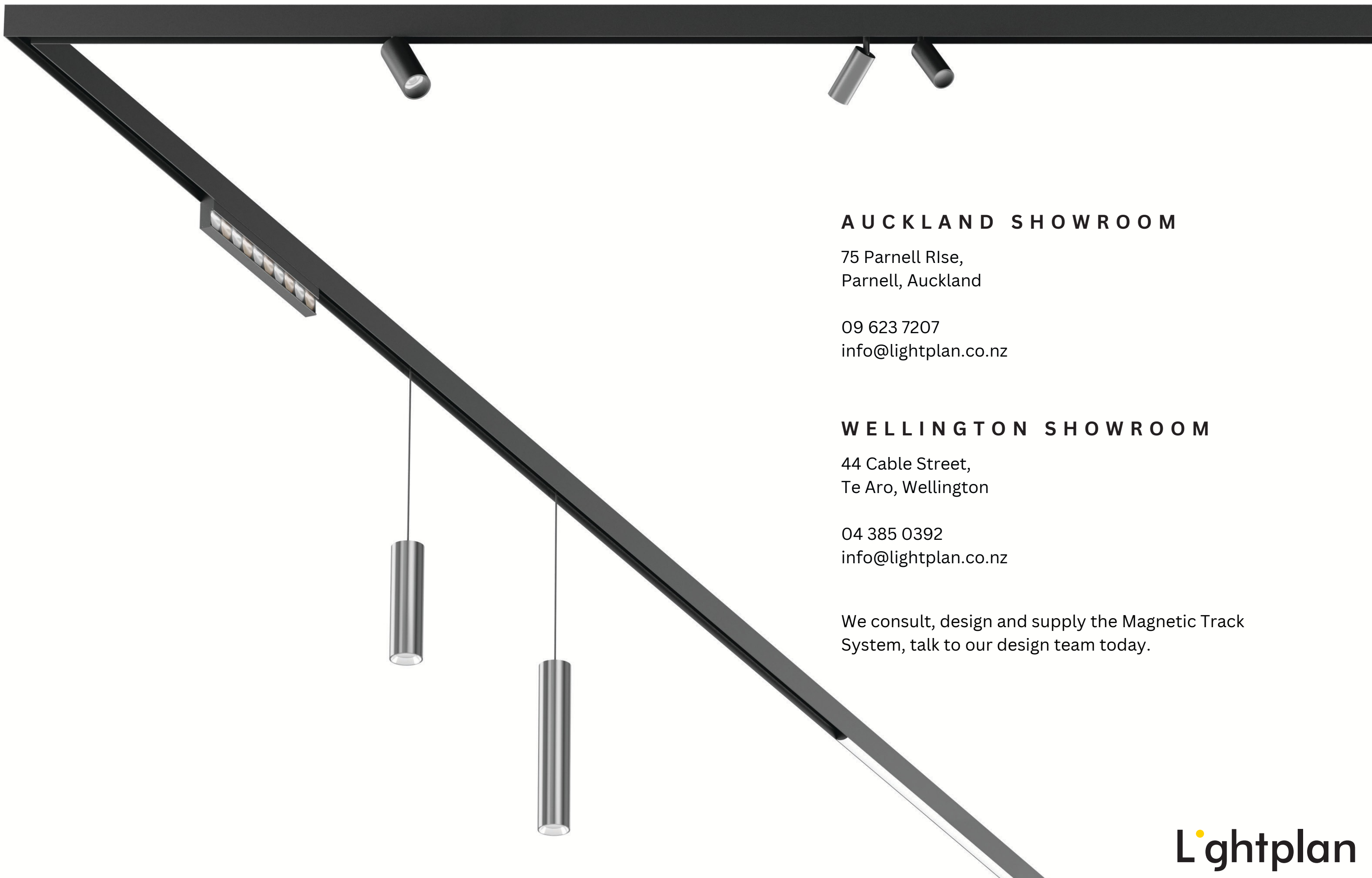
Size: Ø190mm with 1500mm suspension

■ Black / Gold Interior



Track Accessories

With a wide range of colour temperatures, CRI Values and dimming protocols controlled by your remote iOS or Android app you are able to create your own track, pendant or linear lighting system for the perfect environment.



AUCKLAND SHOWROOM

75 Parnell Rise,
Parnell, Auckland

09 623 7207
info@lightplan.co.nz

WELLINGTON SHOWROOM

44 Cable Street,
Te Aro, Wellington

04 385 0392
info@lightplan.co.nz

We consult, design and supply the Magnetic Track System, talk to our design team today.