












Drivers Entrance









What/Where	Product Used	Colour/s
Curtain covering driver's entry	Brand: ILIV Range: Portland Design: Sommerville Colour Citrus Heading: Wave Composition: 100% Cotton	

Kitchen Area and Left Side

What/Where	Product Used	Colour/s
Blind	Brand: Luxaflex® Style: Woodmates® Venetian Blind Colour: Warm White Details: Luxaflex® Woodmates® Venetian Blinds give you all the visual benefits of natural wood Venetians, but they're better suited to environments that have high humidity, moisture, heat or sun. They're also more cost-effective than wooden blinds and easier to look after. Available in 50mm and 63mm slats.	
Flooring	Brand: Belgotex Style: Loftex Colour: Chess Grey 2295 Details: Sheet Vinyl	
Ceiling and space behind hanging samples	Brand: Intergrain® Product: UltraClear Interior Sheen: Satin Intergrain® UltraClear Interior is a tough, clear, water based finish for use on interior timber. Incorporating UV absorbers, UltraClear Interior provides greater protection against the colour change of timbers by shielding against the UV rays. UltraClear Interior resists abrasion, water and most household chemicals, is low odour and unlike oil based coatings will not yellow. Easy to apply and fast drying UltraClear Interior allows for several coats to be applied in one day. Available in gloss and satin, UltraClear Interior may be tinted to a selection of colours to create a 'one step' stain and varnish.	Icy White
Wall	Brand: Dulux® Product: Wash&Wear Sheen: Low Sheen	Dulux Pukekura Park





	<p>Details: Dulux Wash&Wear® Low Sheen is ideal for all interior walls including high traffic areas such as hallways and family rooms and where minimal light reflection is desired. Wash&Wear® 101 Barrier Technology® creates a hard-wearing finish that allows you to wipe away most common marks, scuffs and stains with a wet cloth so your walls will look freshly painted for years.</p>	
<p>Kitchen Cupboards</p>	<p>Brand: Dulux® Product: Renovation Range, Cabinet Doors Sheen: Satin Details: <i>Dulux</i> Renovation Range Cabinet Doors is a revolutionary, water-based interior coating that is perfect for surfaces in the kitchen, bathroom and laundry. It is easy to apply and provides a beautiful, durable, scratch, chip and scuff-resistant finish that you can achieve yourself.</p>	<p><i>Dulux</i> Pukekura Park</p>  <p><i>Dulux</i> Martins Creek</p>  <p><i>Dulux</i> Koromiko</p>  <p><i>Dulux</i> Paeroa</p> 
<p>Storage Cupboards</p>	<p>Brand: Dulux® Product: Renovation Range, Cabinet Doors Sheen: Satin Details: <i>Dulux</i> Renovation Range Cabinet Doors is a revolutionary, water-based interior coating that is perfect for surfaces in the kitchen, bathroom and laundry. It is easy to apply and provides a beautiful, durable, scratch, chip and scuff-resistant finish that you can achieve yourself.</p>	<p><i>Dulux</i> North Cape</p>  <p><i>Dulux</i> Tinopai</p> 
<p>Wallpaper</p>	<p>Brand: Aspiring Walls Product (left of samples): Vivid, E384552 Product (right of samples): Lounge, E384500 Application Type: Paste the Wall</p>	 

Dining Area and Right Side

What/Where	Product Used	Colour/s
Roman Blinds	Brand: ILIV Range: Kasbah Design: Indus Colour: Sage Composition: 53% Cotton, 47% Polyester	
Seating Squab	Brand: ILIV Range: Sustainable Plains 2 Design: Seelay Colour: Evergreen Composition: 100% Polyester (94% Recycled)	
Cushion	Brand: ILIV Range: Sustainable Plains 2 Design: Seelay Colour: Cornflower Composition: 100% Polyester (94% Recycled)	
Cushion	Brand: ILIV Range: Sustainable Plains 2 Design: Karuna Colour: Atlantic Composition: 100% BCI Cotton	
Cushion	Brand: ILIV Range: Sustainable Plains 2 Design: Asana Colour: Willow Composition: 50% Recycled Polyester, 50% Cotton	
Bolster Cushions	Brand: ILIV Range: Kasbah Design: Boho Colour: Glacier Composition: 63% Cotton, 26% Viscose, 11% Linen	
Seating Storage	Brand: Dulux® Product: Renovation Range, Cabinet Doors Sheen: Satin Details: <i>Dulux</i> Renovation Range Cabinet Doors is a revolutionary, water-based interior coating that is perfect for surfaces in the kitchen, bathroom and laundry. It is easy to apply and provides a beautiful, durable, scratch, chip and scuff-resistant finish that you can achieve yourself.	<i>Dulux</i> Martins Creek 
Wallpaper	Brand: Aspiring Walls Product: Boys & Girls 6, 36934-2 Application Type: Paste the Wall	

Back Space

What/Where	Product Used	Colour/s
Blind	<p>Brand: Luxaflex®</p> <p>Style: Duette® Blind – Blockout Fabric. 20mm Sabelle</p> <p>Colour: Beechwood</p> <p>Details: Duette® Shades are the premier brand of ‘honeycomb’ or ‘cellular’ shades. They’re made of two or more layers of pleated, reinforced fabrics bonded together and joined at the pleats to form compartments of trapped air. Durable, elegant and versatile, Duette® Shades provide the ultimate design with maximum functionality.</p>	
Sheer Curtain	<p>Brand: ILIV</p> <p>Range: Voiles 2</p> <p>Design: Osian</p> <p>Colour: Dusky Pink</p> <p>Composition: 70% Polyester, 30% Linen</p> <p>Heading: Single Pleat</p>	
Lined Curtain	<p>Brand: Warwick Fabrics</p> <p>Design: Lexus</p> <p>Colour: Musk</p> <p>Composition: 54% Polyester, 36% Viscose, 10% Linen</p> <p>Heading: Inverted Pleat</p>	
Curtain Tracks	<p>Brand: King Track</p> <p>Design: Single White Finline Tracks with top fix brackets</p>	
Seating Squab	<p>Brand: ILIV</p> <p>Range: Sustainable Plains 2</p> <p>Design: Manta</p> <p>Colour: Claret</p> <p>Composition: 73% Recycled Polyester, 27% BCI Cotton</p>	
Cushion	<p>Brand: ILIV</p> <p>Range: Sustainable Plains 2</p> <p>Design: Dharana</p> <p>Colour: Burnt Orange</p> <p>Composition: 100% Bamboo</p>	
Cushion	<p>Brand: ILIV</p> <p>Range: Sustainable Plains 2</p> <p>Design: Karuna</p> <p>Colour: Rust</p> <p>Composition: 100% BCI Cotton</p>	
Cushion	<p>Brand: ILIV</p> <p>Range: Kasbah</p> <p>Design: Indus</p> <p>Colour: Shell</p> <p>Composition: 53% Cotton, 47% Polyester</p>	
Cushion	<p>Brand: ILIV</p> <p>Range: Kasbah</p> <p>Design: Summit</p> <p>Colour: Shell</p> <p>Composition: 73% Polyester, 27% Cotton</p>	

Flooring	<p>Brand: Bremworth Style: Lattice Colour: Amber Glow Details: 100% New Zealand Wool. Loop Pile. Underlay: Dunlop Flooring Springtred Ultimate (11mm x 120kg with Microfresh).</p>	
Back Wall and Bulkhead	<p>Brand: Dulux® Product: Wash&Wear Sheen: Low Sheen Details: Dulux Wash&Wear® Low Sheen is ideal for all interior walls including high traffic areas such as hallways and family rooms and where minimal light reflection is desired. Wash&Wear® 101 Barrier Technology® creates a hard-wearing finish that allows you to wipe away most common marks, scuffs and stains with a wet cloth so your walls will look freshly painted for years.</p>	<p><i>Dulux Ponsonby</i></p> 
Under Seating	<p>Brand: Dulux® Product: Renovation Range, Cabinet Doors Sheen: Satin Details: <i>Dulux</i> Renovation Range Cabinet Doors is a revolutionary, water-based interior coating that is perfect for surfaces in the kitchen, bathroom and laundry. It is easy to apply and provides a beautiful, durable, scratch, chip and scuff-resistant finish that you can achieve yourself.</p>	<p><i>Dulux Aro Street</i></p> 
Wall	<p>Brand: Dulux® Product: Wash&Wear Sheen: Low Sheen Details: Dulux Wash&Wear® Low Sheen is ideal for all interior walls including high traffic areas such as hallways and family rooms and where minimal light reflection is desired. Wash&Wear® 101 Barrier Technology® creates a hard-wearing finish that allows you to wipe away most common marks, scuffs and stains with a wet cloth so your walls will look freshly painted for years.</p>	<p><i>Dulux Red Rock</i></p> 
Wallpaper	<p>Brand: Aspiring Walls Product: Macau, LF1114 Application Type: Paste the Paper</p>	