

# Fabric inspiration guide

*Russells*  
Curtains & Blinds





JAMES DUNLOP • MAGNIS IN CHALK



# Your guide to choosing the perfect fabric

Choosing your fabric is an exciting part of selecting your custom curtains and blinds. And with Russells, that choice is almost limitless!

We partner with some of New Zealand and the world's best fabric houses to bring you a full collection of fabrics in all colours, patterns, textures and fabric types to suit your needs. No matter which room, no matter what your personal style preferences, we can source the fabric you need, and custom make your curtains and blinds to bring your home décor dreams to life.

When you book an in-home consultation, one of our knowledgeable style consultants will bring an abundance of samples to choose from. But for now, take a look through this guide of some of our favourite fabrics and get inspired!

# Solid colour

To blend in, choose a colour that complements the walls or a neutral that's slightly darker. For a modern look, choose a vibrant colour that is represented somewhere in the rest of the room's décor to tie the room together.

If you have bold or intense patterned wallpaper a single coloured fabric is your best choice for a coherent look. Mixing patterns is a possibility but even the best interior designers will tell you it's tricky to get right.

Remember that dark colours tend to make a room appear smaller, while lighter tones will help to visually increase the space.

Dress up and add interest to solid colour fabrics with the use of decorative rods, tiebacks and/or an elaborate heading style.



Here are just some of the colours available



James Dunlop  
Silk Road Aqua



James Dunlop  
Silk Road Blue Tea




James Dunlop  
Silk Road Cherry



James Dunlop  
Silk Road Opal




James Dunlop  
Silk Road Winter Snow



Charles Parsons  
Brussels Charcoal



Charles Parsons  
Brussels Ice



Charles Parsons  
Brussels Lagoon




Charles Parsons  
Brussels Pearl



Charles Parsons  
Brussels Putty



Nettex  
Regent Chiraz



Nettex  
Regent Dresden



Nettex  
Regent Metal



Nettex  
Regent Mist



Nettex  
Regent Platinum



Ken Bimler  
Virgo Ash



Ken Bimler  
Virgo Natural



Ken Bimler  
Virgo Sandstone



Maurice Kain  
Brooklyn Drift



Maurice Kain  
Brooklyn Ink

# Colour styling tips

To help you choose the right fabric and create a home you love, here are some tips on how to style colours.

## Grey

Grey is classic and, like white, works well with almost any colour when you choose the right warm or cool shade.

Pair greys with their undertone colour (eg. pink, green, yellow, blue, purple) or a colour complementary to the undertone.

If colour isn't your thing, pair your greys with neutrals.

## Black

Black is a statement colour so avoid it being the dominant colour. Black can be combined with any other colour so do it justice by pairing it with colour to create amazingly different effects:

- Black and bright vibrant colours creates bold visual contrasts.
- Black and pastels is harmonious and calming.
- Black with metallics is modern and elegant.
- Black and white is classic yet visually refreshing.

## Blue

Blue is one of the few colours that looks really good with black and very dark greys creating a sophisticated, moody aesthetic.

Vibrant blues like a Royal blue go well with other vibrant colours such as red, orange and yellow but not so well with purple or green.

Light blues work best with dark, cool colours or other colours of a similar shade.

## Red

The colour of passion, red is a bold colour no matter what shade it comes in. As it can be quite dominant, red is often preferred as an accent colour in interiors, making it a perfect choice for curtains and blinds.

For a contemporary look combine neutral elements with bold reds.

Modern design calls for all kinds of reds, from primary hues to classic shades with burgundy or brown undertones.

For a more traditional style stay away from primary reds and instead opt for burgundy, brown or black tones.

For a country, rustic vibe, look for chalky, soft reds with pinkish and purplish hues.

## Green

Green is one of the most versatile colours; with both warm and cool greens, offering a much wider visual range than others.

Medium-warm greens range from yellow-greens to dark olives and work well with charcoal greys. For contrast try a pattern featuring a complementary colour in the violet spectrum.

Light and dark warm green walls have a fresh look. Lighter shades can accommodate a variety of different colours whereas darker greens benefit from something lighter to brighten them.

Medium cool greens have blue undertones and can vary into the aqua or teal realm. A great match for these shades are colours with red tones.

Light and dark cool green walls range from mint green to a deep forest green. Lighter shades pair well with dark and medium warm greys. Darker shades look fabulous with orange tones such as peach or salmon.

## White

Like a blank canvas, any colour goes with white. Whether you're choosing curtains to complement white walls, or white curtains to complement coloured walls, it all comes down to choosing the right shade of white for your décor. There are hundreds, from pinky whites to yellow whites to green, grey and blue whites. You can also layer white with white if using similar shades.





MAURICE KAIN • ANYA IN SPRING



# Florals

Bring a little nature into your home with botanical patterns like flowers, leaves, branches and trees. This style of chic fabric choice sees new designs emerge year after year to keep it in the running as a popular choice.

Vintage florals offer a more feminine, traditional look, but that doesn't mean they're old fashioned; there's still a place for vintage florals in modern décor styles.


Victorian florals (think William Morris style) have an opulent elegance and look particularly good in rich colours and jewel tones.

Contemporary and abstract floral and leaf patterns add organic appeal to a room. Interestingly, many contemporary botanical patterns actually have a bit of a retro look, featuring designs that could be from yesteryear but in current trend colours.

Floral patterns can be mixed with other florals if you choose wisely. Florals also look great with geometric patterns or stripes (especially black and white).

Pay particular attention to the scale of the pattern compared to the window and room size. Unless it is intended to be the main feature of a room, too large a pattern in too small a space could overwhelm the rest of the décor.

## A few of our favourite floral fabrics



James Dunlop  
Bloom Saffron



James Dunlop  
Lamorna Porcelain



Maurice Kain  
Derby Ruby



Maurice Kain  
Anya Spring



Maurice Kain  
Astoria Pacific



Warwick  
Tuileries Fiesta



Warwick  
Lida Sorbet



Charles Parsons  
Sylvan Pebble



Charles Parsons  
Marseille Macadamia



Nettex  
Toscana Teal



Nettex  
Trento Latte



Nettex  
Rapallo Onyx



Ken Bimler  
Andora Flax Sage



Ken Bimler  
Reeve Guava



Ken Bimler  
Anastasia Chartreuse

# Textured fabrics

Textured patterns are usually a single colour, or different tones of a single shade. Their visual appeal comes from the embossed pattern woven into it, which you can see as it catches the light and throws shadows.

A soft look or a statement, textured fabrics can provide both. The intensity of the texture varies from intricate and minimalist to large and noticeable.

Brocade fabrics are textured and have a pattern woven into them creating a lush and sophisticated tone. Brocades can be woven using just one or a variety of different colours to create multicoloured patterns.


## A selection of textured fabrics




James Dunlop  
Sandrift Ice



James Dunlop  
Lourdes Mist



James Dunlop  
Broadway Atlantic



Warwick  
Wrinkle Silver




Charles Parsons  
Annabel Turquoise



Charles Parsons  
Agnes Latte



James Dunlop  
Alto Graphite



Maurice Kain  
Sienna Graphite



Charles Parsons  
Kyoto Doeskin







RUSSELLS • SORRENTO IN MARINE

# Stripes

Stripes can fool the eye so depending on the size of your room, the right stripe direction can make a room seem larger or smaller.

Vertical stripes are good for small rooms with low ceilings as they give the appearance of height. Horizontal stripes visually shorten wide walls and/or high ceilings.

Horizontal stripes (especially wider ones) offer a smart, casual, relaxed vibe. Vertical stripes tend to achieve a more formal, traditional look.

If you prefer wide stripes, choose a horizontal pattern. Narrow stripes work in either direction (depending on whether you want to stretch the space up or outwards).

If choosing striped fabric for curtains, remember the way they hang in ripples/waves and this will affect how your vertical stripe pattern looks both when the curtains are open and closed. The thinner the stripe, the less hidden it will be, however, very small lines may appear as a solid colour from a distance.


Here are just some of our striped fabrics



James Dunlop  
Madrid Denim



James Dunlop  
Plantation-Stripe Seagrass



James Dunlop  
Chambery Porcelain




Maurice Kain  
Elysium Jellybean




Maurice Kain  
Latitude Nero



Warwick  
Holly Breeze



Ken Bimler  
Bling Maroon



Ken Bimler  
Twist Lime B

# Geometric patterns

Geometric patterns depict abstract shapes like circles, lines, triangles, rectangles, ellipses and polygons, even arabesque prints, repeating them over and over. These kinds of patterns bring structure to a room.

Geometric patterns are highly flexible, visually attractive and wide-ranging. With everything from small intricate patterns to large scale, bold designs, you can bring either loud vibrancy or a soft elegance to a room. Whether you want to achieve a contemporary or traditional look, you'll find a geometric pattern to suit.

Geometrics can pair very nicely with floral patterns and single colours. Best suited to medium to large windows to enjoy the pattern's full effect.

Bolder patterns that grab a lot of attention are best used in a room without too many other accessories and elements competing with them.

## A selection of geometric fabrics



James Dunlop  
Isosceles Tangerine



James Dunlop  
Arris Grain



James Dunlop  
Tangent Jet



James Dunlop  
Polygon Jet



Nettex  
Metro Mist



Warwick  
Jaipur Lime



Warwick  
Adena Sesame



Warwick  
Elouise Mink



Warwick  
Estelle Ivory



Ken Bimler  
Twist Red



JAMES DUNLOP • TANGENT IN JET



VILLA NOVA • FLUTTER



# Fabrics for kids' rooms

One thing's for sure, these are all 'happy' patterns. That's because kids tend to enjoy bright colours and bold patterns.

An important factor to consider when choosing curtain or blind fabric for a child's room is how long you want them to be suitable for. Children grow up fast and their tastes can evolve rapidly; what might have been appropriate at age 3 might not be suitable at age 7.

If kids are sharing a room, consider something a bit more neutral that will appeal to both.

Curtains and blinds in children's rooms also need to be able to block out light and reduce noise so this will also need to factor into your choice. You might also want to choose something in a hypoallergenic fabric such as acrylic.

If you want to create a good sleeping environment, you will need a fabric that blocks out light and helps reduce noise if possible. For this, choose a medium to thicker fabric and have it lined.

Here are just some of the fun patterns for kids



James Dunlop  
Freerange Marmalade



James Dunlop  
Mayhem Marmalade



James Dunlop  
Beachhut Neopolitan



James Dunlop  
Puffin Pumice



James Dunlop  
Whitby Multi



Maurice Kain  
Astro Jellybean



Maurice Kain  
Atlantis Butterscotch



Maurice Kain  
Elysium Cordial



Maurice Kain  
Sibyl Cupcake



Maurice Kain  
Avalon Cupcake

# Bright & fun

These fabrics are for those who don't believe less is more and want to bring vibrancy to their home.

## A few of our favourite fun fabrics




Studio-G  
Brio Sorbet



Studio-G  
Bubble Summer



James Dunlop  
Beach Hut Neopolitan



Studio-G  
Madura Indigo Spice



Textilia  
Biscayne Lagoon



Textilia  
Park-West Lemonade



James Dunlop  
Mayhem Colonial



James Dunlop  
Freerange Vintage




James Dunlop  
Coup Graphite



Studio-G  
Octavia Teal Spice



Studio-G  
Chevron Coral



Textilia  
Bayside Lollipop





SCION • USUKO IN OLIVE/GINGER/TEAL



NETTEX • CANNES IN PEARL



# Sheers

A very popular choice, sheer curtains filter harsh UV to protect furnishings and diffuse light beautifully to soften any space. They also help maintain privacy during the day. Sheer curtains are dreamy and light, giving rooms an easy sophisticated feel without taking up too much visual weight.

Sheers can be made of a range of different types of fabric including voile, polyester, cotton and linen blends. Some have an organza-like look and feel while others are more like a gauzy muslin style fabric. Sheers look beautiful when gathered or draping.


Pair sheer curtains underneath a thicker curtain on a double track for a solution that suits both day and night. For the same reason, sheers also work well paired with a blackout roller blind or venetian blind underneath.

Extend your sheer curtains past the window or door's edge to each wall for a dramatic feature that doesn't dominate the room.

## A selection of sheer fabrics



James Dunlop  
Alliance Peyote




James Dunlop  
Antipodes Cloud



James Dunlop  
Magnis Chalk



James Dunlop  
Solandra Tourmaline



Maurice Kain  
Allure Basalt



Harlequin  
Amazilia



Warwick  
Mill Bay Ash



Villa Nova  
Snow Ball



James Dunlop  
Vendome Orchid

# Linens

Linen curtains and blinds are always on trend. Linen fabric curtains can look casual and rustic or timelessly elegant depending on the heading style; choose a pencil pleat for something tidy and sophisticated or tab top for a more relaxed look.

We can help you achieve the popular linen look with a wide range of curtain fabrics that drape wonderfully to create an airy, relaxed feel; a great curtain option for bedrooms and living spaces. We recommend linen blends or linen look fabrics to achieve the look you want at a cost effective price with good performance and a long life.

## The drawbacks of pure linen

While you may have a certain look in mind when choosing linen curtains, we usually recommend a linen blend or linen look fabric. Here's why:

- Pure linen comes at a premium price but has a delicate and temperamental nature.
- It is not suited to New Zealand conditions as it moves with humidity, meaning your curtains may either be too long or too short on any given day.
- It's notorious for creasing and cannot be steamed out as this stretches the fabric.
- It is difficult to clean.
- It attracts mould and mildew, which eventually rots the fabric.
- Pure linen has a short lifespan.

## A few of our favourite linen fabrics



James Dunlop  
Linen Awash




James Dunlop  
Laconia Air Ballet




James Dunlop  
Laconia Air Dijon



James Dunlop  
Forever Snow



Sekers  
Dunraven Basalt



James Dunlop  
Kyoto Indigo



### Tips for choosing fabrics:

- Hold the sample up to a window to see how it filters light.
- If the sample is large enough, pleat it at the top to see how it drapes.





# Fabric type

As well as colour and pattern the type of fabric you choose will also affect how your curtains and blinds look and perform.

It's important to note that as New Zealand's climate can be quite humid and our sunshine harsh, we recommend fabrics crafted from either synthetic fibres or a blend of natural and man-made. These have proven to stand up to our environmental conditions.

## Cotton

Cotton is versatile and offers a crisp, clean feel that suits traditional or modern styles. As it can be a very light fabric, cotton curtains do need to be properly lined so they hang and fall as desired.

## Polyester

A very common choice and often blended with other fibres. Polyester is durable, affordable, easy to care for, and doesn't really wrinkle, stretch or shrink. Choose polyester for bedroom and living areas but avoid it in the kitchen as it's flammable and absorbs odours.

## Velvet

Made of either natural or synthetic fibres, if you want glamour and richness in a room, pick velvet. It's thick and heavy making it great for bedrooms and living spaces where you want to block cold air and light and reduce noise.

## Acrylic

With a similar texture to wool, acrylic is a lightweight fabric that drapes beautifully and provides great insulation. Acrylic curtains attract and disperse moisture effortlessly, they're hypoallergenic and resistant to mould and mildew.

## Rayon

Rayon is soft, strong and breathable and can be woven with natural fibres to achieve a variety of textures.

## Brocade

This is an elaborately woven fabric that can be used to create a lush and sophisticated tone.

# Something for everyone

Our huge fabric collection ranges from cost effective to premium and includes fabrics from well-known fabric houses as well as exclusive ranges we've sourced direct.

## Essentials

Affordable fabrics in a versatile array of colours and patterns for everyday living.

## Premium

Fabrics that bring the next level of style and quality to elevate your home.

## Exclusive

Exceptional style unique to Russells, hand selected by our own fabric experts.

## Eco

A range of sustainable fabrics containing recycled materials such as plastic bottles.





SCION - KAZUE INK

# The Russells Promise

We're committed to providing the best value curtain and blind experience in New Zealand. And we stand by this with the Russells Promise for the best quality, price and experience.

## Our price promise

If you find a better price from a competitor on the same or similar products, including accessories and installation, within 7 days of purchase, we'll match it. We stand by our pricing and want you to be confident that you're receiving the best possible value when you buy from Russells.

## Our quality promise

Our product range is either manufactured right here in New Zealand or sourced from our long-standing, trusted suppliers—plus every product is backed by extensive warranties. So you can buy with confidence knowing you're getting a high-quality result for your home.

## Our experience promise

We go the extra mile to provide a true end to end experience that is the best in the country. It all starts with our expert style consultants that will come to you anywhere in New Zealand and ends with our professional installation service. All you have to do is sit back and enjoy your new curtains or blinds.





# Ready for the next step?

If you've seen something you like and want to see how it works in your home, book an in-home consultation with one of our style consultants. They'll come directly to your home with an abundance of fabric samples so you can see how they look against your walls in 'real light' and how they work with your existing décor and furnishings. They'll also guide you through picking the right lining.

Your free, no-obligation consultation will also include a professional measure of the windows so you can enjoy peace of mind knowing your curtains and blinds will be a perfect fit.

## Didn't see what you want?

Not to worry, this is just a taster of what we can get hold of. No matter what colour, pattern or texture you desire, we work together with our fabric house partners to source exactly what you need. Book an in-home consultation to discuss your specific ideas.





*Russells*

Curtains & Blinds

0800 808 300 • [russellscurtains.co.nz](http://russellscurtains.co.nz)