

SEAVIEW HAVEN LONG BAY



0800 725 999



info@ploceusbuilding.com



www.ploceusbuilding.com


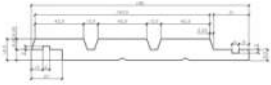
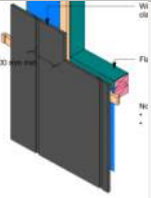






2/2 Boundary Road,
Hobsonville 0616

*INFORMATION COORDINATION
AND SPECIFICATION ARE KEY TO
CREATING WELL-DESIGNED AND
INSPIRING HOMES.*

March 2023








EXTERIOR

CODE	ITEM	IMAGE	SCOPE	PRODUCT	SUPPLIER	NOTES
	CLADDING A		FRONT AND BACK ELEVATIONS	18x135mm SINGLE	CLAYMARK	Vertical cladding 101mm visual width 6.5mm GAP 26mm overlap Paint – Triple rice cake Y90-016-087
	CLADDING B		FRONT ELEVATION	18.5x190mm TRIPLE	ITI	Vertical cedar shiplap 42.5mm visual width 12.5mm negative detail 25mm overlap Oil – Woodx Gold Rush
	CLADDING C		SIDE ELEVATIONS	14x325mm SINGLE	JAMES HARDIE	Stria vertical cladding 300mm visual 25mm overlap 12.5mm gap Paint – Element N30-002-253
	CLADDING D		FRONT ELEVATION	9x1200mm SINGLE	JAMES HARDIE	EasyLap Panel
	GARAGE DOOR		FRONT ELEVATION	GARAGE DOOR DOUBLE RIBLINE	SOVEREIGNDOORS	FLAXPOD
	ROOF		THROUGHOUT	Metal roof MC760	METALCRAFT	5 ribs over 760mm cover 810mm sheet width Colour steel - Flaxpod
	FACIA/GUTTER		THROUGHOUT	METALLINE FASICA 185 / QUARTER ROUND GUTTER	METALCRAFT	Colour steel - Flaxpod

Date:

Page 1 of 12

Client to initial _____
PLOCEUS to initial _____






JOINERY		THROUGHOUT	Entry door – SR17	Vistalite/Nulook/Next windows	Coat – Flaxpod 900mm Schlage pull handle Matt black Yale Assure SL digital lock
COWL		THROUGHOUT	Manrose Designer Weatherproof Cowls	TRADE SUPPLIERS	STAINLESS STEEL 304 GRADE
ALUMINUM WINDOW SHUTTER		FRONT AND BACK MAIN WINDOWS	200x50mm ALUMINIUM BOX SECTION	AURAE OR SIMILAR	Coat - Flaxpod
DECK LOUVRE		BACK ELEVATION	Electrical operable louvre	AURAE OR SIMILAR	Coat – Flaxpod One side on two columns Other side to building
BLOCKWALL		FOUNDATION	190 SERIES	N/A	Paint – Traffic N54-006-109
DECK		SUSPENDED	21 x 140mm Hardwood decking	VITEX	Oil – N/A Base board – Pine - Traffic N54-006-109
Balustrade		ALL OUTDOOR BALUSTRADE	Stainless steel top mount	MIC	Toughen glass Chrome support

Date:

Page 2 of 12

Client to initial _____
PLOCEUS to initial _____

INTERIOR - KITCHEN

CODE	ITEM	IMAGE	SCOPE	PRODUCT	SUPPLIER	NOTES
	CABINET A (MAIN)		KITCHEN MAIN SITTING MINOR BENCH	MELTICA AGED WALNUT ORGANIC	SUPREME KITCHEN	HORIZONTAL GRAIN
	CABINET B (MINOR)		KITCHEN MINOR SITTING MAIN	LAMINEX ACRYLIC PANEL CINDER	SUPREME KITCHEN	USE FOR KITCHN SKIRTING AND HANDLE BACKBOARD
	BENCH		KITCHEN BENCH, ISLAND AND SPLASHBACK SITTING BENCH AND SPLASHBACK	LAMINAM I NATURALI/NOIR DESIR	ERA INTERIORS	12mm THK 1620x3240mm
	SINK		KITCHEN ISLAND	Kinloch Granite Sink	JINGHONG	241x559x838mm UNDERMOUNT
	TAPWAR		KITCHEN ISLAND AND SITTING BENCH	GUNMTAL PULLOUT MIXER	FRECO	KR-KMP004-GM 15-year Structural warranty 15-year Finish warranty

Date:

Page 3 of 12

Client to initial _____
PLOCEUS to initial _____

INTERIOR – APPLIANCE






CODE	ITEM	IMAGE	SCOPE	PRODUCT	SUPPLIER	NOTES
	OVEN		KITCHEN	60CM OVEN 8 FUNC PURELINE C/S	MIELE	SKU: H2860BPLCS 4002516210924
	COOKTOP		KITCHEN	80CM 6 ZONE INDUCTION W/ POWERFLEX	MIELE	SKU: KM7575FL 4002516202905
	RANGEHOOD		KITCHEN	88.4CM UNDERMOUNT RANGEHOOD	MIELE	SKU: DA2390 4002515778289
	DISHWASHER		KITCHEN	G 5000 SC Front Active	MIELE	TBC
	DISPOSER		KITCHEN	60% QUIETER 200 SERIES	INSINKERATOR	SKU: EVO200-3B 9312254110314

Date:

Page 4 of 12

Client to initial _____
PLOCEUS to initial _____









INTERIOR – GENERAL

CODE	ITEM	IMAGE	SCOPE	PRODUCT	SUPPLIER	NOTES
	WALL PAINT		THROUGHOUT	SEAFOG	RESENE	
	CEILING, SKIRTING AND DOOR PAINT		THROUGHOUT	ALABASTER	RESENE	SQUARE STOP CEILING
	FEATURE PAINT		ABOVE KITCHEN AND LIVING CABINET	HALF NOCTURNAL	RESENE	
	TIMBER FLOORING		GROUND FLOOR	VTF1213	VALUE TILES AND FLOOR	12x197x1215mm
	CARPET		FROM STAIRS AND UP	BEAUTY 700-2	HIMALAYA	

Date:

Page 5 of 12



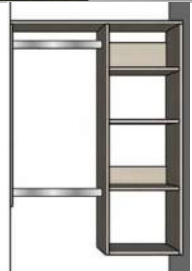

Client to initial _____
PLOCEUS to initial _____

GARAGE CARPET		GARAGE	HARDCARPET	FLOORDO	BLACK NAVY
STAIR FEATURE		STAIR/ENTRY	AMERICAN WHITE OAK	AUCKLAND HANDRAIL	40x80 @150mm CLEAR COAT
ENTRY SITTING		ENTRY	MELTICA RESENE PEARL LUSTA COUSHIONS TO MATCH RESENE SURREDNER	SUPREME KITCHEN	USE CONTEMPORARY COLOURS TO HALF NOCTURNAL  Resene Pearl Lusta  Resene Surrender
STORAGE		STAIR/ENTRY	BUILT IN SHOE STORAGE UNDER CABINET	SUPREME KITCHEN	
HANDRAIL		STAIR WELL	ROUND AMERICAN WHITE OAK	AUCKLAND HANDRAIL	Clear coat
DOOR		THROUGHOUT	HEADLAND / GALAXY PEGASUS	SUERPIOR DOOR / WINDSOR	2.2m HEIGHT / GUNMETAL

Date:

Page 6 of 12

Client to initial _____
PLOCEUS to initial _____






DOOR STOPPER		THROUGHOUT	ROUND DESIGN DOOR STOP	TRADE SUPPLIERS	
LIGHT		KITCHEN AND LIVING	TRACKLIGHTS	EAGO LIGHTING	SURFACE MOUNT – REFER TO ELECTRICAL DESIGN
WARDROBE		ALL WARDROBE AND WIW	SHELF AND HANGER	SUPREME KITCHEN	MELTICA AGED WALNUT – WALKIN WARDROBES TO BE DESIGNED AND CONFIRMED
ARCHITRAVE		THROUGHOUT	SINGLE BEVEL	TRADE SUPPLIER	60 x 10mm

Date:

Page 7 of 12

Client to initial _____
PLOCEUS to initial _____






INTERIOR – BATHROOM

CODE	ITEM	IMAGE	SCOPE	PRODUCT	SUPPLIER	NOTES
	TILE A		MAIN BATHROOM TILES FOR	66H03W	VALUE TILES AND FLOOR	9x600x600mm
	TILE B		ENSUITE SHOWER WALLS	3D SERIES 3663	VALUE TILES AND FLOOR	8x300x600mm
	TILE C		ENSUITE SHOWER BASE	SH6024	VALUE TILES AND FLOOR	9x600x600mm
	TILE D		WC FLOOR, TOILET AND VANITY WALLS	PW20313	VALUE TILES AND FLOOR	200x1200mm Wooden Pattern tiles, Procelain
	VANITY STONE		ENSUITE AND BATHROOM	YJE411 MONZA	YJ STONE	20mm THICK

Date:

Page 8 of 12





Client to initial _____
PLOCEUS to initial _____

VANITY CABINET		ENSUITE AND BATHROOM	PRIME MELAMINE SHALE VELVET	PRIMEPANELS	
MIRROR		ENSUITE AND BATHROOM	600 STRAP MIRROR	PLUMBLINE	BLACK
PENDNAT LIGHTS		BATHROOM	MODUS 1L PENDANT SUSPENSION MODUS TALL GALSS CLEAR SHAPE LEDLUX 7-SERIES 3W ST64 E27 2700K CLEAR	LIGHTING DIRECT	MODUS MIX MATCH RANGE + LIGHT BULB
VANITY MIXER		ALL VANITIES	SKY: KR-5501GM	FRECO	GUNMETAL BASIN MIXER
POPUP WASTE		ALL BASIN	SKU: FC-MP003-1(GM)	FRECO	Gun Metal pop up waste

Date:

Page 9 of 12

Client to initial _____
PLOCEUS to initial _____

BATH SPOUT		BATH	SKU: KR-BT006SG	FRECO	Gun Metal Bath Spout
BASIN		ENSUITE AND BATHROOM	Newtech Toni Rectangular Vessel Basin Gloss White	THE BATHROOM SHOP	
BATH		BATHROOM	Englefield Studio II Freestanding Bath 1500mm	JINGHONG	
TOILET		ENSUITE AND BATHROOM	Clark Round ALTO II BTW SLIM Toilet - Back/Bottom	JINGHONG	
ROLL HOLDER		ENSUITE AND BATHROOM	GUN METAL PAPER ROLL HOLDER	FRECO	SKU: KR-2214ASG
HEATED TOWEL RAIL		ENSUITE AND BATHROOM	BRUSH FINISH HEATED TOWEL RAIL	FRECO	SKU: TW-GM50640

Date:

Client to initial _____
PLOCEUS to initial _____

SHOWER WASTE		ENSUITE AND BATHROOM	PTILE INSERT SHOWER CHANNEL	ABI INTERIORS	GUN METAL
SHOWER MIXER		SHOWER AND BATH	SKU: KR-5509PGD	FRECO	Gun Metal Shower Mixer
SHOWER SLIDER		ALL SHOWERS	SKU: KR-MSB012-GM	FRECO	Gun Metal Brass Shower Slide Set Slide+ Head+ Hose
SHOWER GLASS		ENSUITE AND BATHROOM	FRAMED SHOWER GLASS WITH HINGES	MIC GLASS	GUN METAL FRAME AND HINGE
FLOOR WASTE		ENSUITE AND BATHROOM	TILE INSERT FLOOR WASTE	ABI INTERIORS	GUN METAL

Date:

Page 11 of 12

Client to initial _____
PLOCEUS to initial _____

GENERAL LIGHTING/ELECTRICAL

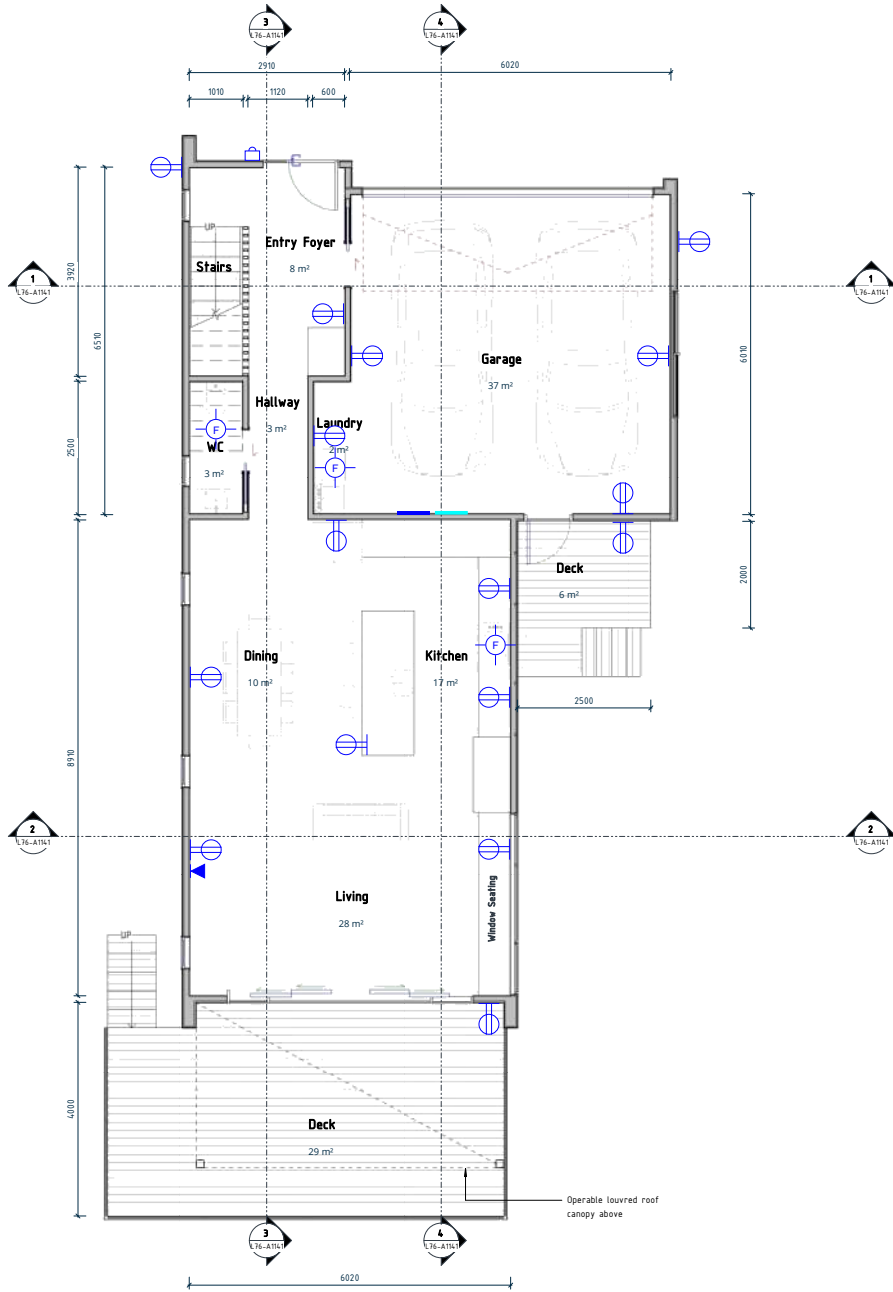
CODE	ITEM	IMAGE	SCOPE	PRODUCT	SUPPLIER	NOTES
	EXTERIOR LIGHT		THROUGHOUT	YD3058	EAGO LIGHTING	12W 960LM
	RECESS LIGHT		THROUGHOUT	90mm cut-out LED downlight	EAGO LIGHTING	Wattage: 12W Lumens: 3000K:1120lm
	RECESS SPOTLIGHT		THROUGHOUT	Point (35mm cut-out LED spotlight)	EAGO LIGHTING	
	SWITCH		THROUGHOUT	PDL ICONIC SKIN	TRADE SUPPLIER	COOL GREY

Date:

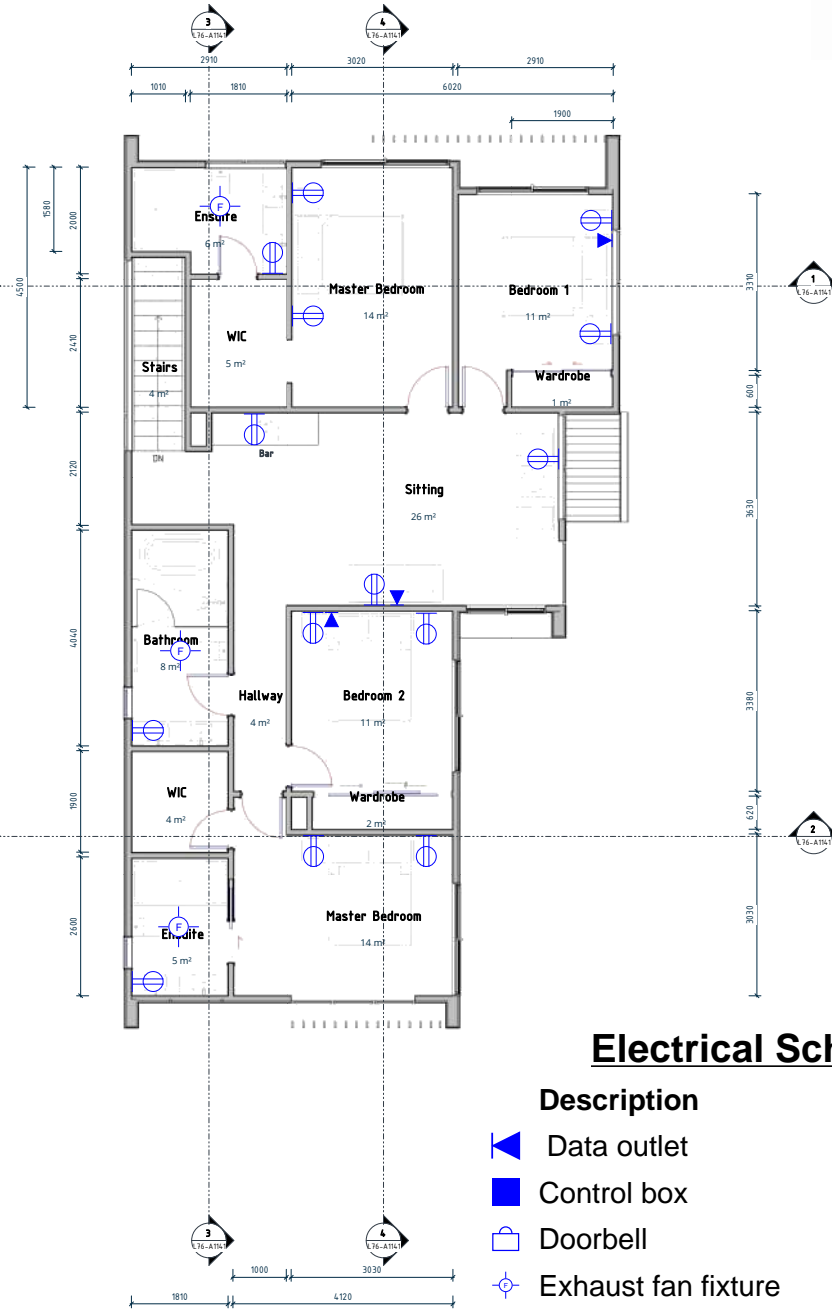
Page 12 of 12

Client to initial _____
PLOCEUS to initial _____

ELECTRICAL PLAN



1 Level 00 - Floor Plan
A1 SCALE 1 : 50

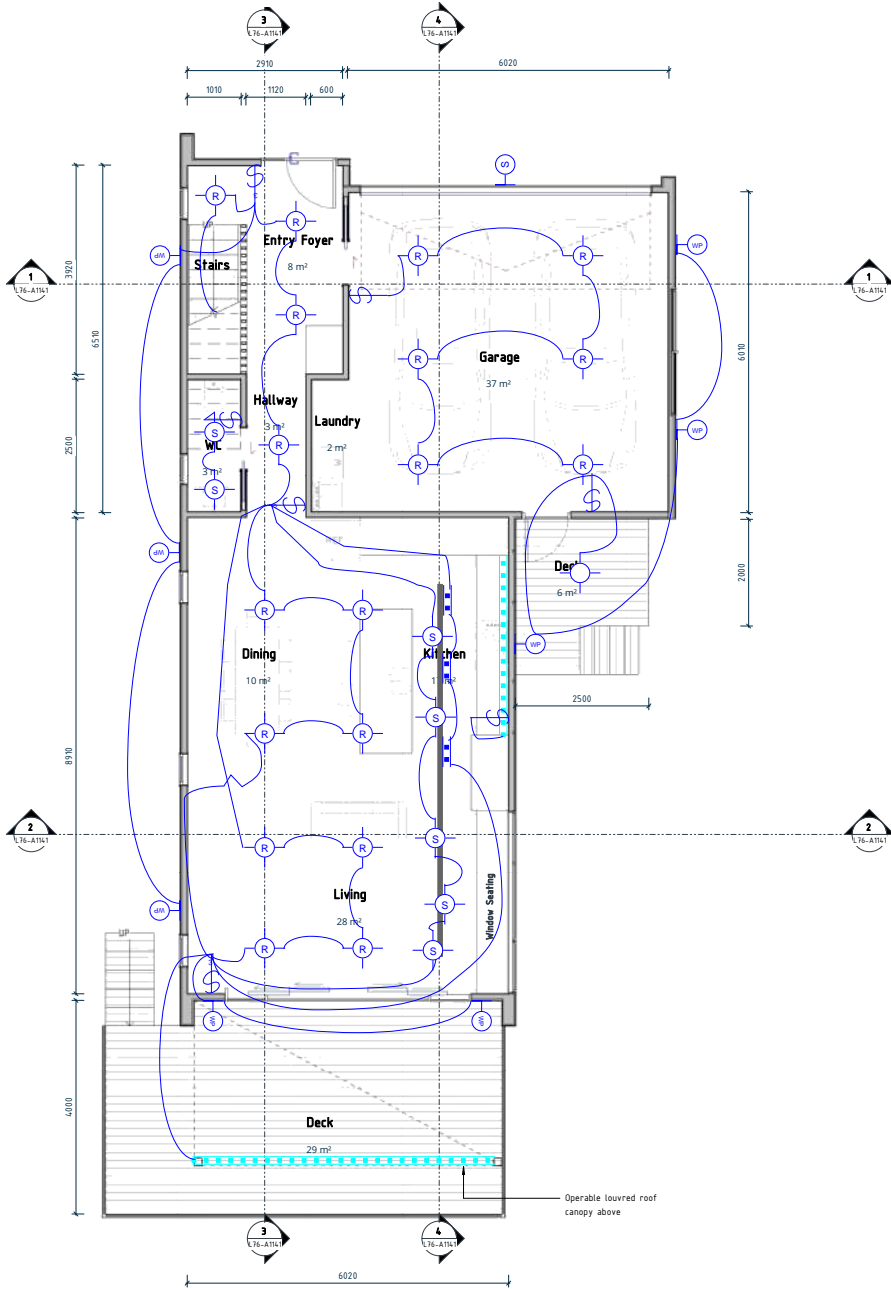


2 Level 01 - Floor Plan
A1 SCALE 1 : 50

Electrical Schedule

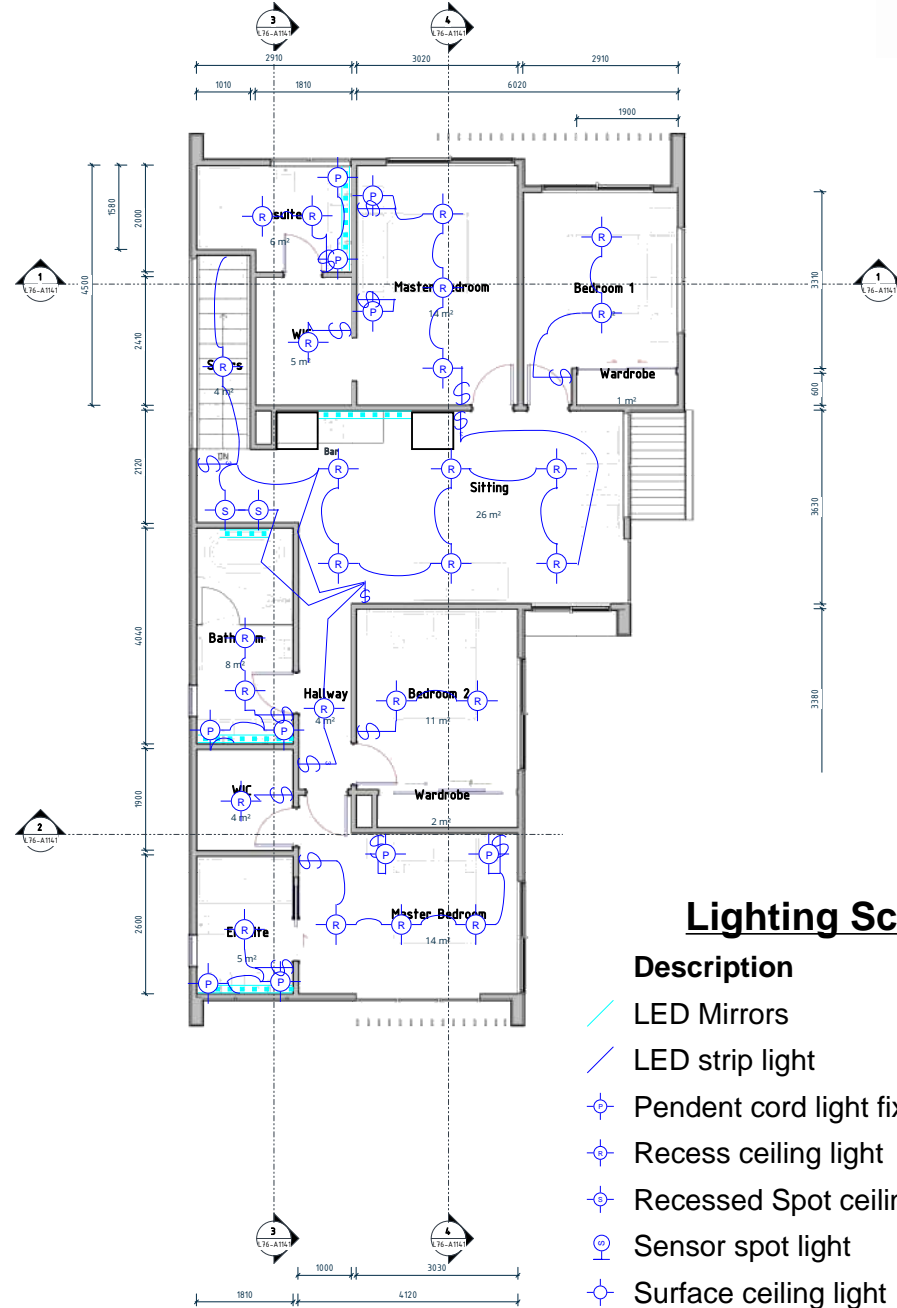
Description	Quantity
Data outlet	4
Control box	1
Doorbell	1
Exhaust fan fixture	6
ONT	1
Socket outlet, 110v standard	30

LIGHTING PLAN



1 Level 00 - Floor Plan
A1 SCALE 1 : 50

14/03/2023 11:30:02 am



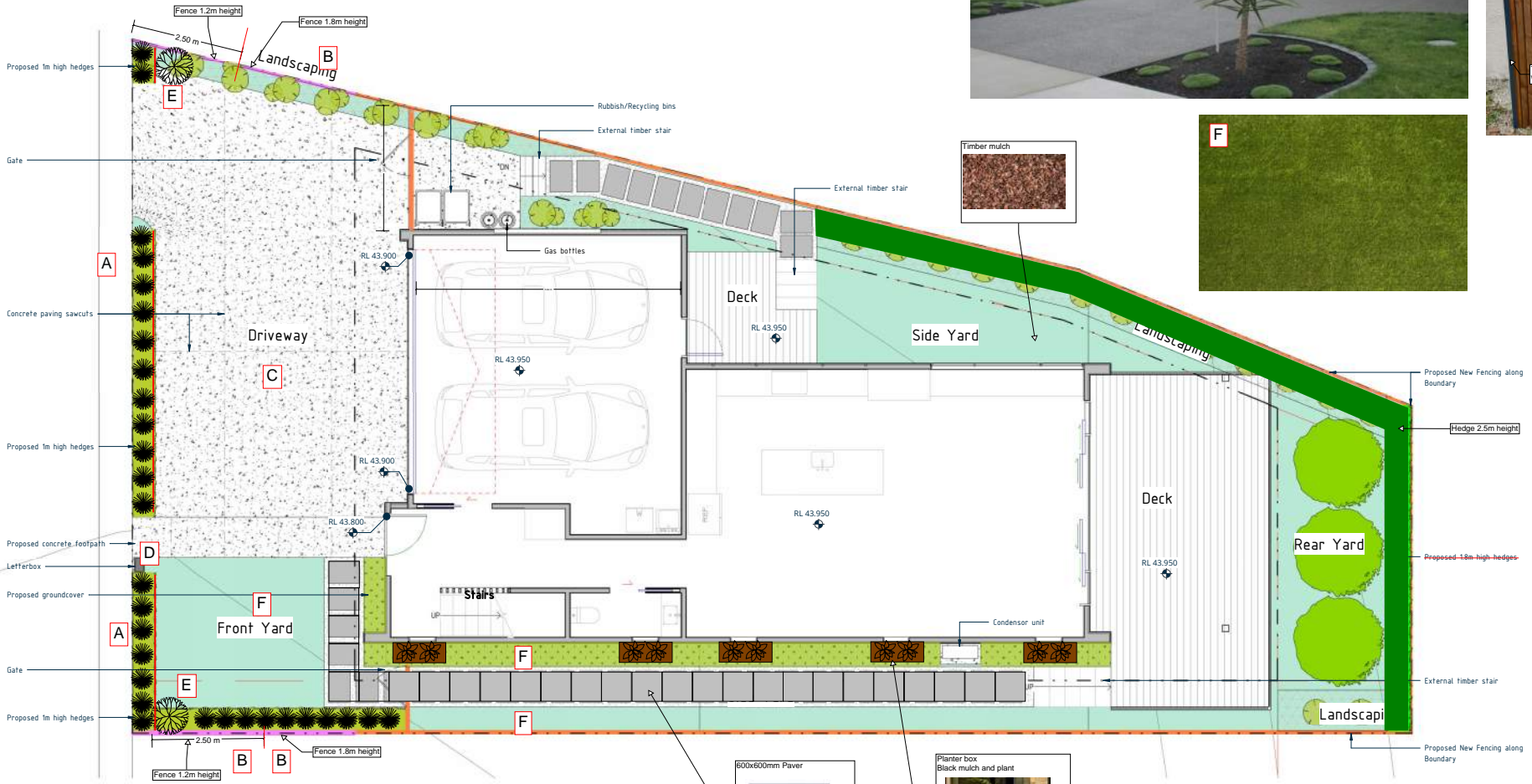
2 Level 01 - Floor Plan
A1 SCALE 1 : 50

Lighting Schedule

Description	Quantity
LED Mirrors	7
LED strip light	3
Pendent cord light fixture	10
Recess ceiling light	43
Recessed Spot ceiling light	9
Sensor spot light	1
Surface ceiling light	1
Switch, 3-way	7
Switch, single pole	17
Wall mounted light	8

Site Works Legend

- | | | | | | | | |
|--|--|--|---|--|--|--|------------------------------------|
| | Lawn | | Exposed aggregate concrete with 2% black oxide | | 0.9m stepped to 1.8m high timber fence | | Proposed Subsoil Drainage |
| | Shrub garden bed | | Exposed aggregate concrete stepping paver with stone chip boarder | | 1.8m high timber fence | | Proposed Stormwater Pipe |
| | Groundcover | | Concrete Pavers with stone chip boarder | | 1m high deck edge balustrade | | Proposed Wastewater Pipe |
| | Fruit tree (PB95) - 3m to 5m mature height | | Rubbish bin | | 0.9m high deck stair balustrade | | Boundary Line |
| | Low hedge (1m High) | | | | Retaining wall - concrete block | | Boundary Line |
| | High hedge (1.8m High) | | | | Timber retaining wall | | Auckland Unitary Plan Yard Setback |
| | Medium Hedge (1.4m High) | | | | | | |
| | Grasses | | | | | | |



1 Site Works Floor Plan - Lot 76
A1 SCALE 1 : 50

14/03/2023 11:26:56 am



Preliminary Design Review

CLIENT	
PROJECT NAME	Long Bay S15 West
SHEET TITLE	Proposed Site Works Plan - Lot 76
SCALE @ A1	As indicated
JOB NUMBER	20052
SHEET NUMBER	L76-A1111
REVISION	B