



TRANS HOME LIFT

Hotline: **+86 199-5110-3181**

Website: www.transhomelift.com

E-mail: info@translift.com.cn

Note: if the sample shows the product effect deviation with the actual product, the actual product shall prevail.

Version: 202409



WeChat customer
service



WeChat public no.

C_{PLUS} SERIES



Elevate Your Lifestyle with Seamless Sophistication
and Cutting-Edge Technology

YOUR LIFE
COULD BE BETTER
WITH TRANS






BRIGHT AND CLEAR

Unparalleled luxury with 360°
panoramic views for an
elevated experience




WIDER VISIONS

Slim alloy aluminum frame
for a modern and luxurious
aesthetic



DETAIL ORIENTED

Integrate safety and comfort
into all details for
manufacturing guidance



TRACTION COUNTERWEIGHT GANTRY

The lift car operates smoothly with uniform force, low power consumption, and fast speed.

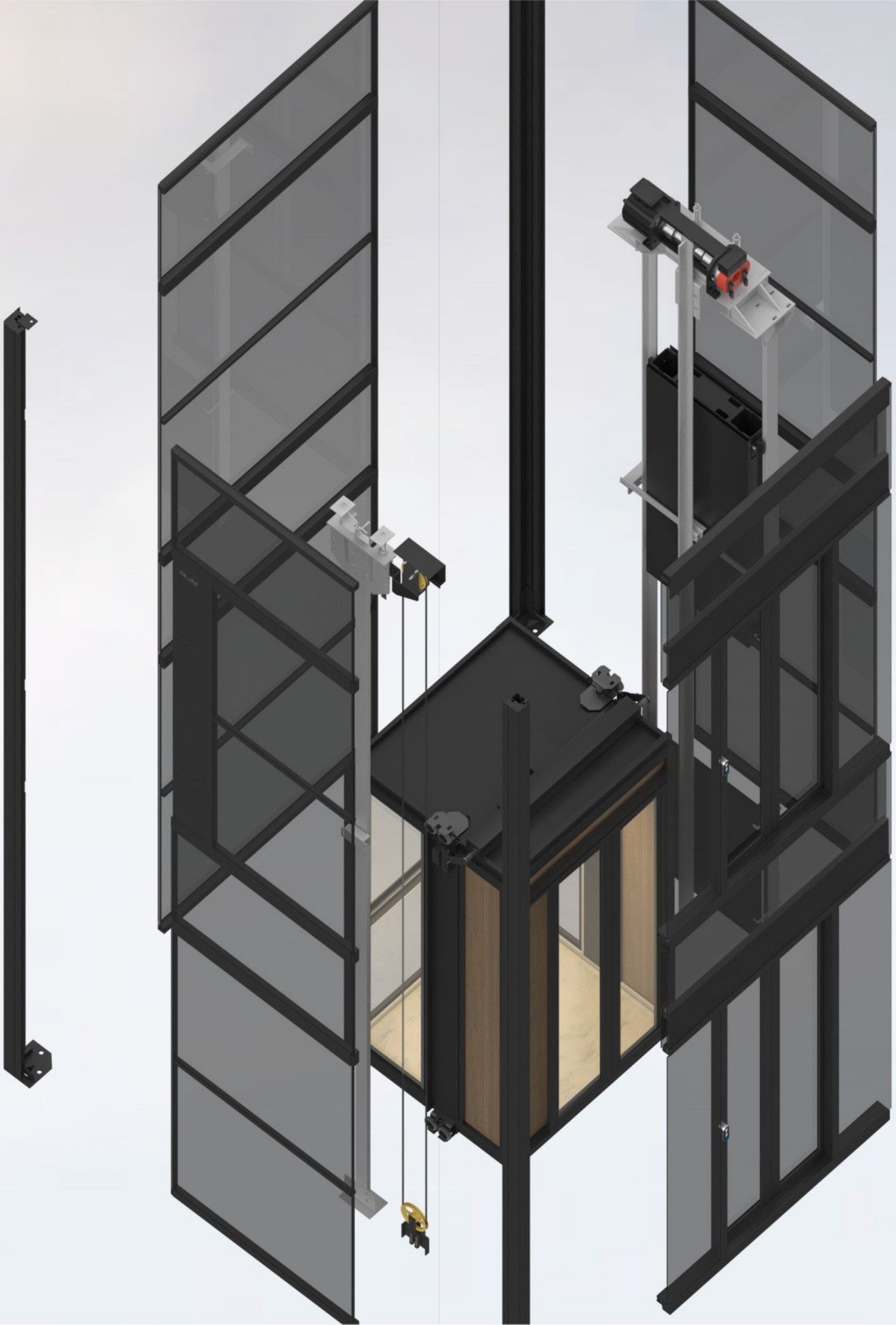
The motor does not require oil replacement, is pollution-free, and environmentally friendly

Mature technology, wide application, low maintenance cost

Top height of only 2450mm is sufficient, with fewer installation requirements

Longer life and better value for money

Strong sense of security and higher safety in the car



UNIQUE DETAILS OF C-PLUS SERIES

Full aluminium alloy frame,
more detailed and exquisite!




e-Frame[®]


Shaft frame

Trans e-Frame provides alloy aluminum frame shaft structure with slim, elegant frame and varied color choices.


The height difference between the transom and the glass is reduced from 22mm to 3mm, which makes the side of the lift fit more closely with the wraparound staircase, providing a higher factor of safety, a flatter sightseeing surface, and a great view!



T Series



G Series



Satin White P001



Shining Grey P004



Bronze Gold P014



Light Brown P009



Satin Black P010

DOOR SERIES

Multiple door opening options to cope with different hoistway requirements.
The opening forms are swing door-single, 2 panels center door(AUTO) and 2 panels side door(AUTO) .

Swing door-Single

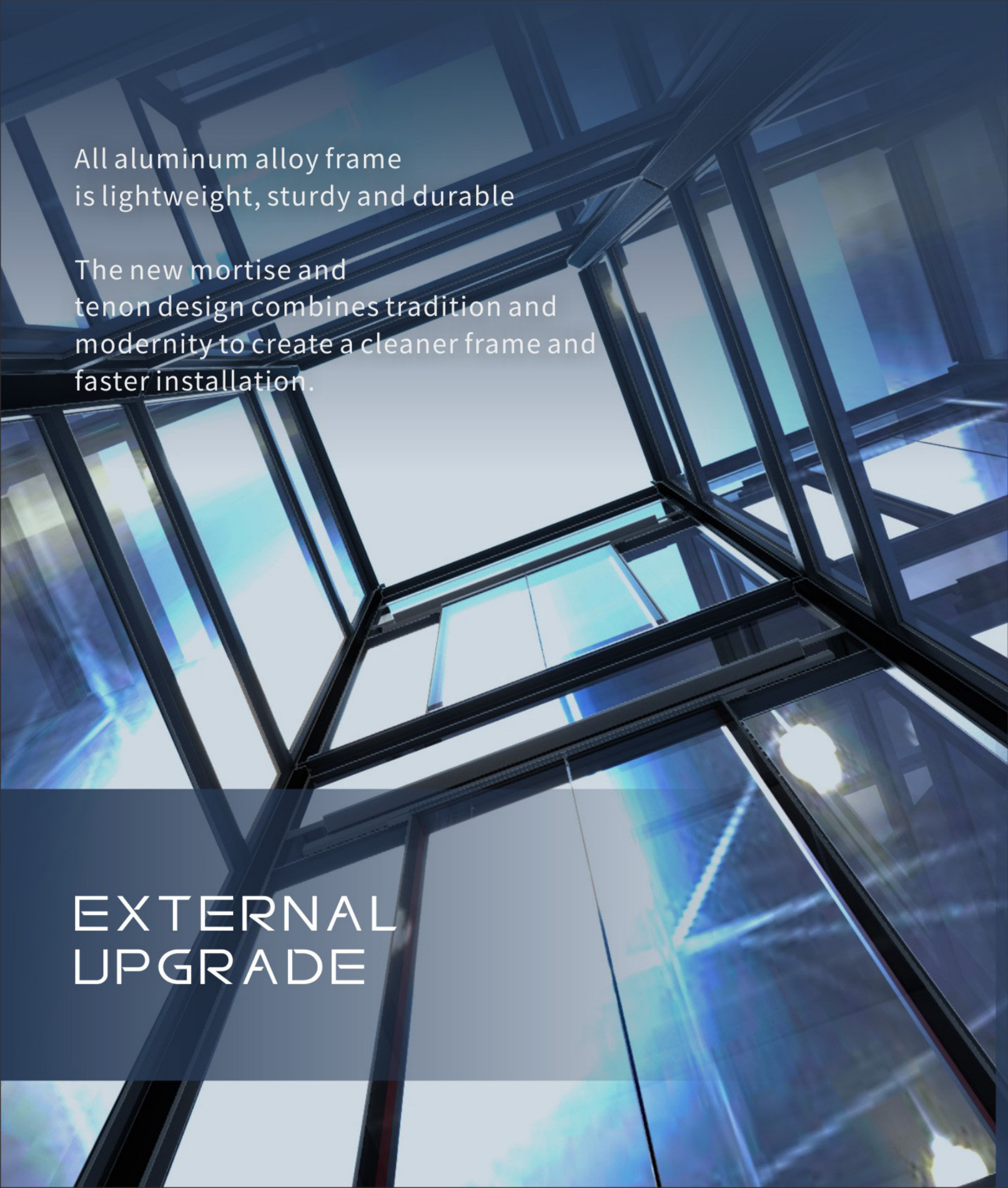


2 panels center door(AUTO)



2 panels side door(AUTO)





All aluminum alloy frame
is lightweight, sturdy and durable

The new mortise and
tenon design combines tradition and
modernity to create a cleaner frame and
faster installation.

EXTERNAL UPGRADE

TRANS Elevator
make life better!

13/14



The all wood decorated car design
adds a sense of family fashion


BRINGING YOU
AN INTELLIGENT AND
FUTURISTIC LIFESTYLE



DRIVE AND CONTROL

Our patented e-Motor proves to you a state of the art motor system that enhances efficiency and power.

- “Star-sealing” function prevents the elevator from stalling or falling while operating, improving safety;
- Smooth running and low noise;
- Different from traditional geared drum machine, Trans e-Motor drum drive is characterized with high efficiency, durable life span and low noise during operation;
- Low starting current has very limited impact on family power grid.



Standard

Optional



Control system

The new generation TRANS control system has made a breakthrough on traditional design concept by integrating modern aesthetic elements combined with the advanced e-Drive control technology. Our breakthrough portraits the perfect combination of aesthetics and technology by creating more compact and minimalistic designs with enhanced user interfaces.

NEW e-Touch

Smart home lift control system with password protection

LUCKY PANEL C Mechanical-embedded COP

e-Touch II 13.3-inch (Big screen)

e-Touch III 13.3-inch (Full screen)

Touch I - L 10.1 inch LCD touch screen



e-Call

e-Call, ensure that users can promptly call out for help when trapped in the elevator.

- When the elevator fails to run, the e-Touch function will appear an emergency call interface, passengers can select a preset caller to call for help; If a fault occurs and stops running for more than 6 seconds, the system will automatically dial the emergency contact number.
- The e-Touch function allows passengers to contact preset mobile numbers in the system in case of emergencies.

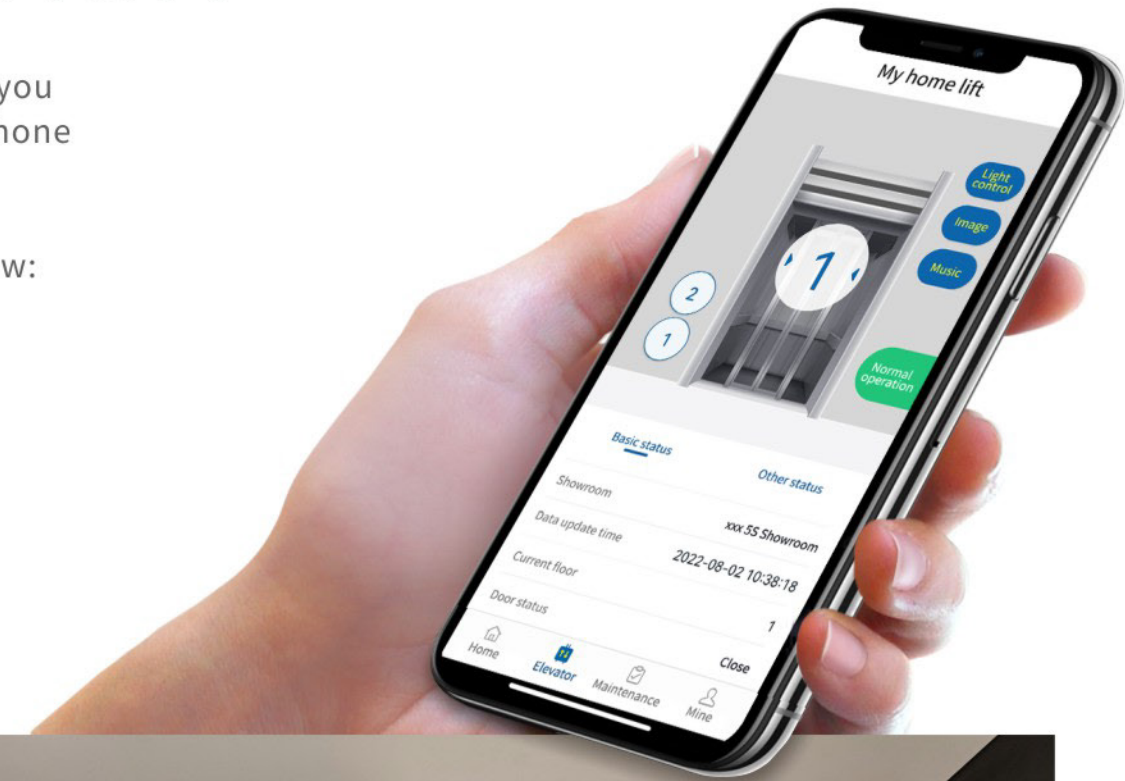


T-BOX APPLICATION

With our exclusive "T-BOX" App, you may control your lift with your phone or tablet anytime, anywhere.

While using the app, you can know:

- Real-time lift operation status
- Real-time lift information
- Long-distance lift controlling
- Lift fault record
- Lift running record



SOS ALARM DEVICE

This function can send the distress signal triggered by the car to the alarm network platform through the Internet of Things alarm device. The alarm network platform quickly triggers a distress message and sends it to the designated mobile phone. In case of power failure, the SOS backup battery can keep the alarm device working for 48 hours, so that passengers can be quickly rescued if they are trapped in the elevator.



DECORATION DISPLAY



e-Lighting

The ice blue ambient light is noble and elegant, bringing gorgeous visual effects to customers, and fully showing the luxury of the home lift.

Interactive ambient interior lighting that flows along the running direction of the elevator, offering you with a vibrant and lively riding experience.

TRANS Elevator
make life better!

25/26



CP Series Standard Wooden Decoration 01

SW012



Ceiling	White aluminum plate+black metal decorative strip+light belt
Rear wall	Wood12 Ecological paintless board
Left wall	Wood12 Ecological paintless board
Right wall	Wood12 Ecological paintless board
COP upright	Metal decorative strip
Front wall	Wood12 Ecological paintless board
Door transom	Wood12 Ecological paintless board
Left/right decorative plate	Leather hardcase
COP	LUCKY PANEL C
Handrial	/
Floor	PVC003 Imitation stone PVC
Base board	Metal decorative strip (convex)

Note: if the sample shows the product effect deviation with the actual product, the actual product shall prevail.

CP Series Standard Wooden Decoration 02

SW013



Ceiling	White aluminum plate+black metal decorative strip+light belt
Rear wall	Wood13 Ecological Paintless Board
Left wall	Wood13 Ecological Paintless Board
Right wall	Wood13 Ecological Paintless Board
COP upright	Metal decorative strip
Front wall	Wood13 Ecological Paintless Board
Door transom	Wood13 Ecological Paintless Board
Left/right decorative plate	Leather hardcase
COP	LUCKY PANEL C
Handrial	/
Floor	PVC003 Imitation stone PVC
Base board	Metal decorative strip (convex)

Note: if the sample shows the product effect deviation with the actual product, the actual product shall prevail.

CP Series Standard Wooden Decoration 03

SW014



Ceiling	White aluminum plate+black metal decorative strip+light belt
Rear wall	Wood14 Ecological paintless board
Left wall	Wood14 Ecological paintless board
Right wall	Wood14 Ecological paintless board
COP upright	Metal decorative strip
Front wall	Wood14 Ecological paintless board
Door transom	Wood14 Ecological paintless board
Left/right decorative plate	Leather hardcase
COP	LUCKY PANEL C
Handrial	/
Floor	PVC003 Imitation stone PVC
Base board	Metal decorative strip (convex)

Note: if the sample shows the product effect deviation with the actual product, the actual product shall prevail.

CP Series Standard Wooden Decoration 04

SW015



Ceiling	White aluminum plate+black metal decorative strip+light belt
Rear wall	Wood15 Ecological paintless board
Left wall	Wood15 Ecological paintless board
Right wall	Wood15 Ecological paintless board
COP upright	Metal decorative strip
Front wall	Wood15 Ecological paintless board
Door transom	Wood15 Ecological paintless board
Left/right decorative plate	Leather hardcase
COP	LUCKY PANEL C
Handrial	/
Floor	PVC003 Imitation stone PVC
Base board	Metal decorative strip (convex)

Note: if the sample shows the product effect deviation with the actual product, the actual product shall prevail.

CP Series Wooden Sightseeing Decoration 01

STW012P

Ceiling	White aluminum plate+black metal decorative strip+light belt
Rear wall	Glass
Left wall	Wood12 Ecological paintless board+Glass
Right wall	Wood12 Ecological paintless board+Glass
COP upright	Metal decorative strip
Front wall	Wood12 Ecological paintless board
Door transom	Wood12 Ecological paintless board
Left/right decorative plate	Leather hardcase
COP	LUCKY PANEL C
Handrial	/
Floor	PVC003 Imitation stone PVC
Base board	Metal decorative strip (convex)



Note: if the sample shows the product effect deviation with the actual product, the actual product shall prevail.

CP Series Wooden Sightseeing Decoration 02

STW013P

Ceiling	White aluminum plate+black metal decorative strip+light belt
Rear wall	Glass
Left wall	Wood13 Ecological Paintless Board+Glass
Right wall	Wood13 Ecological Paintless Board+Glass
COP upright	Metal decorative strip
Front wall	Wood13 Ecological Paintless Board
Door transom	Wood13 Ecological Paintless Board
Left/right decorative plate	Leather hardcase
COP	LUCKY PANEL C
Handrial	/
Floor	PVC003 Imitation stone PVC
Base board	Metal decorative strip (convex)



Note: if the sample shows the product effect deviation with the actual product, the actual product shall prevail.

CP Series Wooden Sightseeing Decoration 03

STW013P

Ceiling	White aluminum plate+black metal decorative strip+light belt
Rear wall	Glass
Left wall	Wood14 Ecological paintless board+Glass
Right wall	Wood14 Ecological paintless board+Glass
COP upright	Metal decorative strip
Front wall	Wood14 Ecological paintless board
Door transom	Wood14 Ecological paintless board
Left/right decorative plate	Leather hardcase
COP	LUCKY PANEL C
Handrial	/
Floor	PVC003 Imitation stone PVC
Base board	Metal decorative strip (convex)



Note: if the sample shows the product effect deviation with the actual product, the actual product shall prevail.

CP Series Wooden Sightseeing Decoration 04

STW014P

Ceiling	White aluminum plate+black metal decorative strip+light belt
Rear wall	Glass
Left wall	Wood15 Ecological paintless board+Glass
Right wall	Wood15 Ecological paintless board+Glass
COP upright	Metal decorative strip
Front wall	Wood15 Ecological paintless board
Door transom	Wood15 Ecological paintless board
Left/right decorative plate	Leather hardcase
COP	LUCKY PANEL C
Handrial	/
Floor	PVC003 Imitation stone PVC
Base board	Metal decorative strip (convex)



Note: if the sample shows the product effect deviation with the actual product, the actual product shall prevail.

Ceiling



Ceil-C6 standard ceiling



Ceil-C7 optional ceiling




Ceil-C8 optional ceiling



Ceil-C2 optional ceiling

Wood veneer



Wood12



Wood13



Wood14




Wood15

Floor



PVC003



PVC004



PVC103



Stone9



Stone10



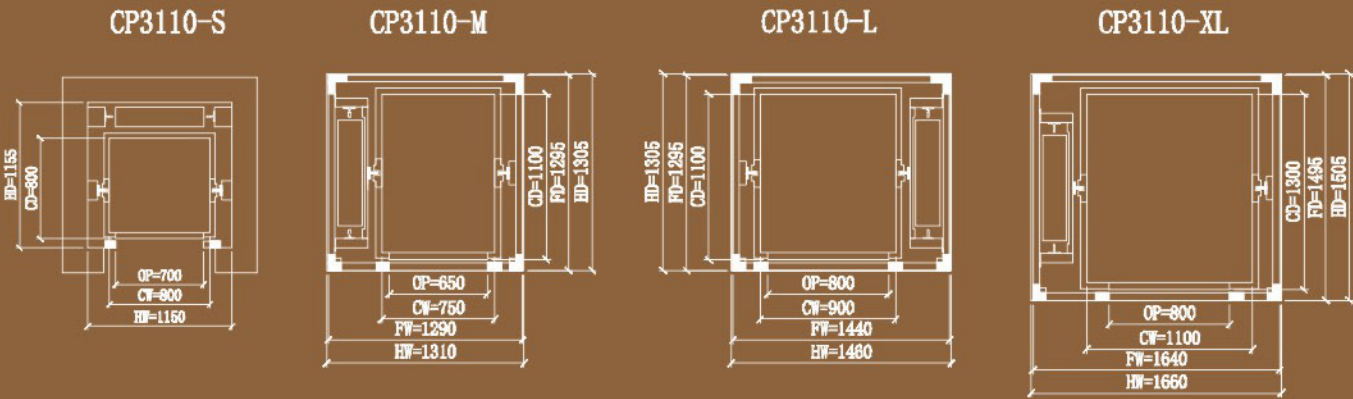
Stone11



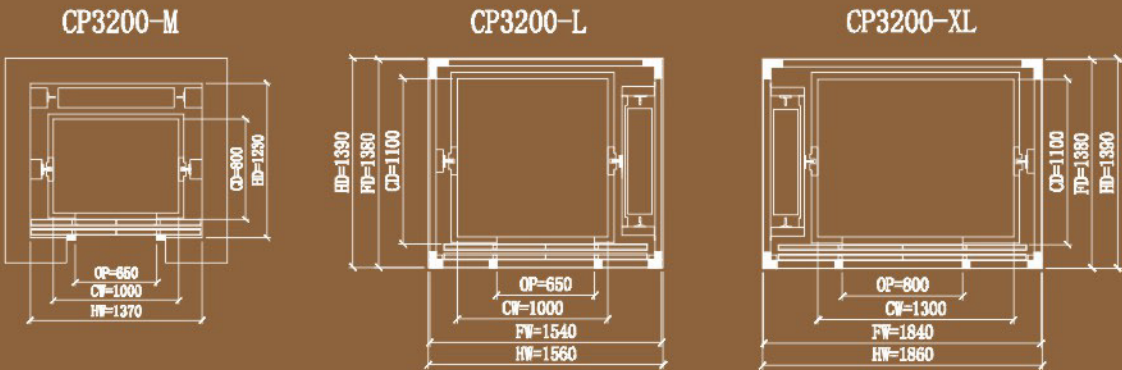
HOISTWAY
PARAMETER

CP3000

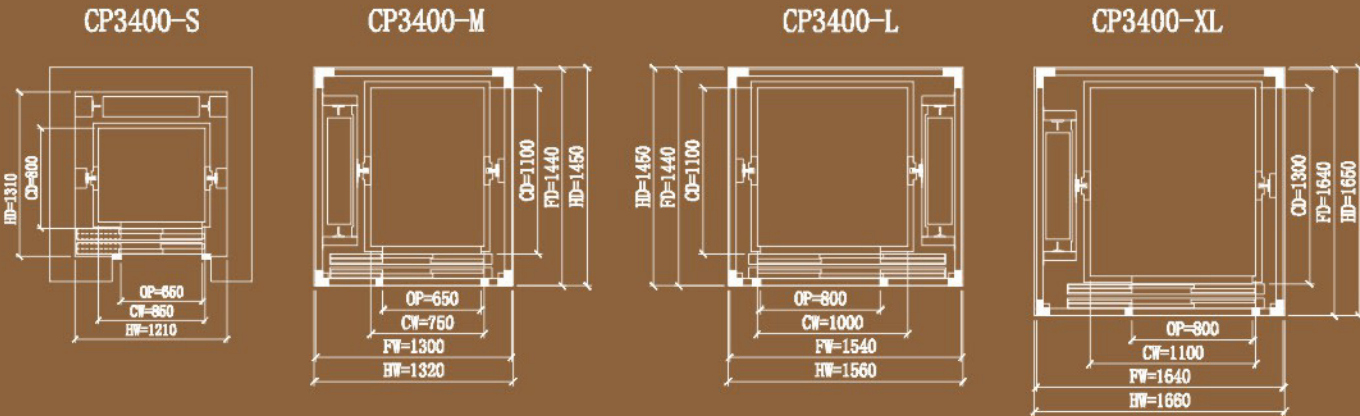
Swingdoor-Single



2 panels center opening



2 panels side opening



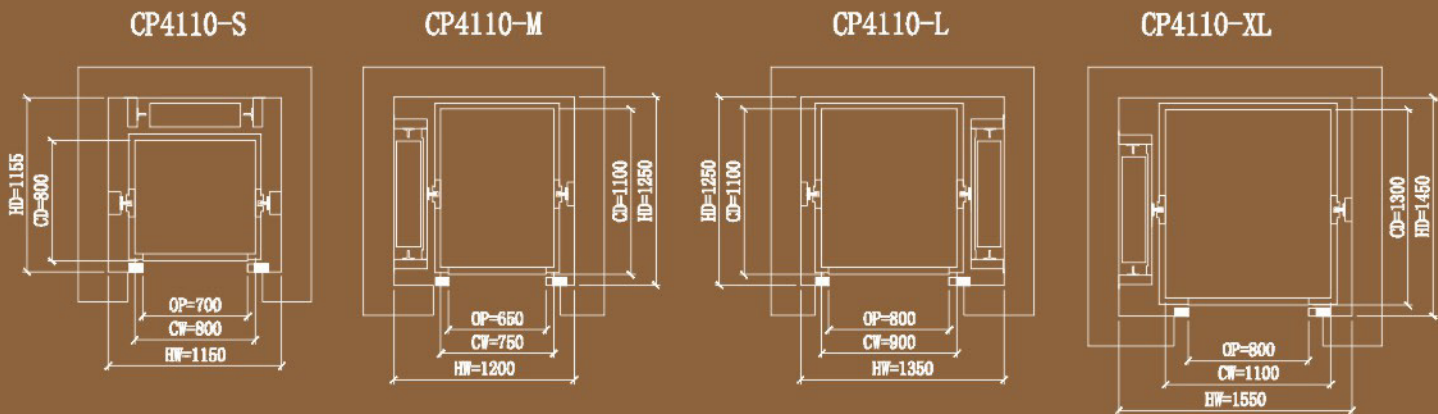
Modle	CP3110				CP3200			CP3400			
Hoistway	e-Frame © Aluminum alloy frame										
Door opening	Swing door-Single				2 panels center opening			2 panels side opening			
No.	1	2	3	4	5	6	7	8	9	10	11
Load (Kg)	250	280	320	400	280	320	400	250	280	320	400
Person	2~3	3~4	4~5	5~6	3~4	4~5	5~6	2~3	3~4	4~5	5~6
Car area (㎡)	S	M	L	XL	M	L	XL	S	M	L	XL
	0.5~0.7	0.7~0.9	0.9~1.2	1.2~1.6	0.7~0.9	0.9~1.2	1.2~1.6	0.5~0.7	0.7~0.9	0.9~1.2	1.2~1.6
Car type	Sightseeing car										
CW	800	750	900	1100	1100	1000	1300	900	750	1000	1100
CD	800	1100	1100	1300	800	1100	1100	700	1100	1100	1300
CAL	2182 (Ceiling included)										
OP	700	650	800	800	650	650	800	650	650	800	800
OPH	2000										
CL	MBB	MLB/MRB			MBB	MLB/MRB		MBB	MLB/MRB		
HW	1200	1310	1460	1660	1560	1560	1860	1330	1320	1560	1660
HD	1210	1305	1305	1505	1295	1390	1390	1255	1450	1450	1650
FW	1180	1290	1440	1640	1540	1540	1840	1310	1300	1540	1640
FD	1200	1295	1295	1495	1285	1380	1380	1245	1440	1440	1640
TF	≥2920	≥2810			≥2920	≥2810		≥2920	≥2810		
S	≥150	≥250			≥150	≥250		≥150	≥250		
Rise	Not more than 20m										

Note: The above unmarked units are mm, the top height does not meet the requirements can consult the factory to do non-standard.

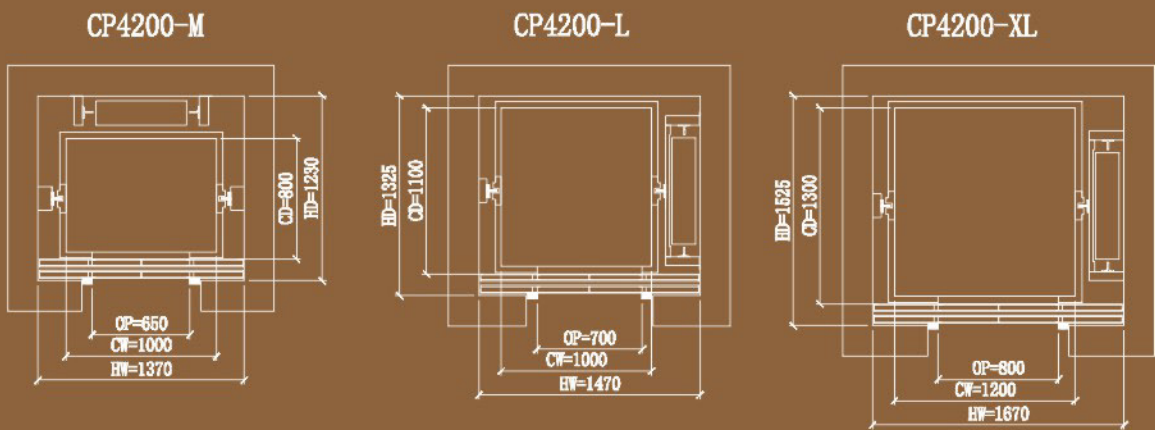
HOISTWAY
PARAMETER

CP4000

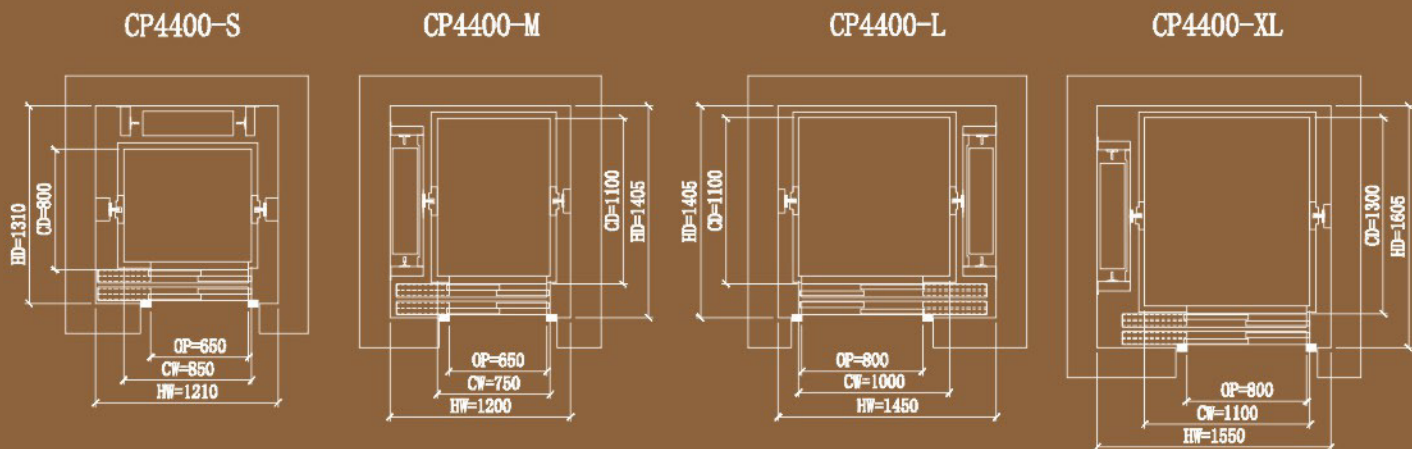
Swing door-Single



2 panels center opening



2 panels side opening



Modle	CP4110				CP4200			CP4400			
Hoistway	Concrete hoistway (No frame)										
Door opening	Swing door-Single				2 panels center opening			2 panels side opening			
No.	1	2	3	4	5	6	7	8	9	10	11
Load (Kg)	250	280	320	400	280	320	400	250	280	320	400
Person	2~3	3~4	4~5	5~6	3~4	4~5	5~6	2~3	3~4	4~5	5~6
Car area (㎡)	S	M	L	XL	M	L	XL	S	M	L	XL
	0.5~0.7	0.7~0.9	0.9~1.2	1.2~1.6	0.7~0.9	0.9~1.2	1.2~1.6	0.5~0.7	0.7~0.9	0.9~1.2	1.2~1.6
Car type	Non-Sightseeing car										
CW	800	750	900	1100	1000	1000	1200	850	750	1000	1100
CD	800	1100	1100	1300	800	1100	1300	800	1100	1100	1300
CAL	2182 (Ceiling included)										
OP	700	650	800	800	650	700	800	650	650	800	800
OPH	2000										
CL	MBB	MLB/MRB			MBB	MLB/MRB		MBB	MLB/MRB		
HW	1150	1200	1350	1550	1370	1470	1670	1210	1200	1450	1550
HD	1155	1250	1250	1450	1230	1325	1525	1310	1405	1405	1605
TF	≥2900	≥2810			≥2900	≥2810		≥2900	≥2810		
S	≥150	≥250			≥150	≥250		≥150	≥250		
Rise	Not more than 20m										

Note: The above unmarked units are mm, the top height does not meet the requirements can consult the factory to do non-standard.

STANDARD FLUCTION

RELIABLE

- Hoistway self-learning
- Automatic fault diagnosis
- Voltage fluctuation detection
- Door re-open signal (Auto door)
- Automatic relevelevelling system allows the elevator to relelevel itself after maintenance mode.
- Auto correction of floor position signal
- One-button emergency calling system (Customer provides mobile phone card)
- Position and floor name record during power-off
- Emergency rescue device
- Auto emergency rescue device
- Repeated close door(Auto door)
- Automatic fault record system
- Floor bypass setting
- Lift running time protection function

COMFORT

- Automatic door opening on arrival (Auto door)
- Directionless or co-directional same floor hall calling opening (Auto door)
- Door-open button(Auto door)
- Door-close button(Auto door)
- Energy saving function
- Flooring and lift status indicator
- Flexible floor setting
- Automatic main landing return
- Floor and elevator status indicator (HB2)
- Double-tap cancellation for misoperation
- Open and close button (Auto-door)
- Manually floor selection
- Car ventillation
- Floor indicator set by users
- Elevator monitoring app T-BOX(13.3-inch touch screen COP standard configuration)
- Music playback function (13.3-inch touch screen COP standard configuration)

SAFE

- Inspection mode
- Door closing time protection(Auto-door)
- The light curtain protection device
- Emergency running operation
- Speed feedback detection
- Buffer device
- Unintended car movement protection
- Safety circuit protection
- Faulty relay detection protection
- Limit switch protection
- Upper and lower limit protection device
- Overheat protection
- Electric brakes
- Pre-torque output
- End station for speed and floor number correction
- Low-speed self-rescue
- Car rollback protection
- Contactor feedback detection
- Overspeed protection function
- Door lock disconnection protection function
- Door lock short-circuit protection function
- Change stop floor function
- Overload sensor
- Power trip lighting and alarm
- Closed door protection(Auto-door)
- Manual operating on car top preferred
- Timing self-test
- Child anti-trap hand sensor(optional)
- Faint protection(optional)
- SOS rescue
- Self-rescue running mode(13.3-inch touch screen COP standard)
- e-Sliding key rescue(13.3-inch touch screen COP standard)
- Instant emergency messaging - Emergency wireless calling function
- Man-trap auto calling system
- Double anti-stall protection
- Password floor unlock function(13.3-inch touch screen COP standard)
- Biometric floor unlock function(13.3-inch touch screen COP standard)
- Level switch fault protection function
- Frequency converter overcurrent, overpressure, and overheat protection
- Hoistway self-learning failure protection function
- Steel belt broken detection