

TEC=LED

PRODUCT HIGHLIGHTS



TEC=LED

Since 1992, TecLED has been sourcing and supplying LED lighting components from around the world, seeking to offer only the best quality and range to the Australian market. Our range has grown considerably and we now regard ourselves as one of the most comprehensive and reliable suppliers to the lighting specifier and architectural industries.

Our showroom in Sydney is open for your call or visit and we invite you to visit our website to view our entire range.

Look forward to hearing from you.
The TecLED Team

Icons used to denote specifications



Lumen output



Lumens per metre




CRI



IP Rating

STRIP LIGHTING HIGHLIGHTS

Flat Flex LED represents a versatile, energy saving and aesthetically successful lighting option in a myriad of applications for the professional commercial lighting specifier. Replacing cold cathode as a light source for indirect lighting, flat flex LED's miserly dimensions allows it to be installed in the smallest of openings and yet still provide a range of tonal values to suit all ambiances.



Lighting design by FPOV



Installation

For added stability, all flat flex LED strips are fixed (with self-adhesive backing) to flat aluminium bars of suitable length. The bars have the effect of stabilising the temperature of the LEDs, thus prolonging their lifespan.



Waterproof option available.

ARCHITECTURAL RANGE

LED is rapidly being universally adopted as a light source because range of colour temperatures available. From bright retail display and subtle foyer luminescence to unobtrusive coffer and bulkhead glow, LEDs offer a choice of many hues.

Standard: 2700K, 3000K, 4000K

On application: 2200K - 9000K

COB: Dotless, 14W, 2500K-6000K

Changeable Colour Temperature (CCT)

Adjustable colour temperatures from 2500K-6000K



SPECIALTY RANGE

COB

Dotless, 14W, 2500K-6000K
Changeable Colour Temperature (CCT)

Adjustable colour temperatures from 2500K-6000K

120 LED's p/m
chipset: 3528

760 µm 1100 µm > 90

120 LED's p/m
chipset: 2835

1700 µm > 90

COB
14W

60 LED's p/m
chipset: 3528

360 µm > 90

180 LED's p/m
chipset: 3528

100 µm > 90

SPECIALTY RANGE

RGB: Generating 16,000,000 colours across RGB

RGB+W / RGB+WW: Generating softer pastel colours

DIM to WARM: Colour temperature gets warmer as you dim.

CCT ADJUSTABLE: Allows you to go from 2700K-6500K



CCT
120 LED's p/m
chipset: 3528

RGB+W/WW
60 LED's p/m
chipset: 5050

Dim to Warm
420 LED's p/m
chipset: 2828

> 90

RGB: 60 LED's p/m
chipset: 5050

RGB: 120 LED's p/m
chipset: 3528

EVOLVO

- Higher lumen output
- Lower power usage with significant energy savings - less watts per meter resulting in higher efficacy
- Tight LED spacing with more LEDs per meter
- High CRI of 97
- Reliable LED lifetime of more than 50,000 hours







EPICSTAR chip with high grade Intermatix phosphors

Average of 180 lm

97

ALUMINIUM PROFILES HIGHLIGHTS

TecLED supplies a wide range of aluminium profiles housing our LED strip lighting. Suitable for all lighting requirements, these profiles add a touch of modernity and minimalism while providing a myriad of lighting options



FLEXIBLE SNAKE LIGHT HIGHLIGHTS



Providing a continuous glow with invisible light points and high brightness, Snake light is especially suited to architectural illumination both indoors and out. LEDs are encased in a robust PVC sheath, able to withstand foot traffic and the elements.

FREE-BEND MAMBA



Bending	HORIZONTAL and VERTICAL
Watts p/m	6.5W / 12W
Dimensions	16(W) x 17(H)mm x Custom Length
Beam Angle	120°

PYTHON



Bending	HORIZONTAL
Watts p/m	12W
Dimensions	11.5(W) x 21(H)mm x Custom Length
Beam Angle	120°

BOA



Bending	HORIZONTAL
Watts p/m	12W
Dimensions	11.5(W) x 29(H)mm x Custom Length
Beam Angle	200°

MAMBA



Bending	HORIZONTAL or VERTICAL
Watts p/m	12W / 15W
Dimensions	16(W) x 17(H)mm x Custom Length
Beam Angle	120° / 180°

TINY



Bending	HORIZONTAL
Watts p/m	6W
Dimensions	4(W) x 8(H)mm x Custom Length
Beam Angle	120°

MINI BIDIRECT



Bending	HORIZONTAL or VERTICAL
Watts p/m	10W
Dimensions	10(W) x 10(H)mm x Custom Length
Beam Angle	120°

MAMBO XL



Bending	HORIZONTAL or VERTICAL
Watts p/m	12W / 16.5W
Dimensions	22(W) x 19(H)mm x Custom Length (22(H) for horizontal)
Beam Angle	120°

TAIPAN



Bending	HORIZONTAL or VERTICAL
Watts p/m	5W / 9W
Dimensions	10(W) x 10(H)mm x Custom Length
Beam Angle	120°

ANACONDA



Bending	VERTICAL
Watts p/m	19W
Dimensions	30(W) x 20(H)mm x Custom Length
Beam Angle	120°

PYGMY



Bending	VERTICAL
Watts p/m	6W
Dimensions	6(W) x 6(H)mm x Custom Length
Beam Angle	120°

BIDIRECT



Bending	HORIZONTAL or VERTICAL
Watts p/m	10W
Dimensions	16(W) x 15(H)mm x Custom Length
Beam Angle	120°

SNAKE 360°




Bending	ROUND 360°
Watts p/m	10W
Dimensions	ø25mm x Custom Length
Beam Angle	360°

THREADSNAKE



Bending	HORIZONTAL
Watts p/m	5W / 9W
Dimensions	6(W) x 12(H)mm x Custom Length
Beam Angle	120°










SAUNA SNAKE (up to 90°C)



Bending	HORIZONTAL (Python, Mamba) or VERTICAL (Mamba)
Watts p/m	6W
Dimensions	Mamba: 16(W) x 17(H)mm Python: 21mm x 11.5mm
Beam Angle	Mamba: 120° / 180° Python: 120°

DOWNLIGHTS HIGHLIGHTS

A comprehensive range of downlights to suit a host of lighting applications. All available with dimmable function.


 <p>4.3W/7.7W/9.4W/13W ZELA Deep Offset</p> <p>430 710 840 1050</p>	 <p>9.4W ZELA Adjustable</p> <p>800</p>	 <p>13W ZELA Deep Adjustable</p> <p>1000</p>
 <p>White Black</p> <p>15W Adjustable ALICE Low glare</p> <p>1100</p>	 <p>White Black</p> <p>13W/17W Adjustable Piranha</p> <p>971 1250</p>	 <p>White Black</p> <p>(2x) 10W / (2x) 15W Snoot and Double Snoot</p> <p>1050 1500 2100 3000</p>
 <p>White Black</p> <p>15W Pinhole</p> <p>1100</p>	 <p>15W Hotel</p> <p>1350</p>	 <p>White Black</p> <p>9W Cariba Fixed and Adjustable</p> <p>805 909</p>

BOOM High Efficiency Deep Downlights

 <p>White Black</p> <p>5W Boom Downlight</p> <p>500</p>	 <p>White Black</p> <p>10W Boom Downlight</p> <p>1000</p>	 <p>White Black</p> <p>15W Boom Downlight</p> <p>1500</p>
--	--	--

COMMERCIAL DOWNLIGHTS HIGHLIGHTS

High wattage and lumen output with adjustable beam angles and dimming option. Perfect for retail, offices, galleries and



Alfie
10W/15W/20W/28W

○ White
● Black
● Grey

1500



Royal
19W/28W/42W/50W

○ White
● Black

3000

MINI DOWNLIGHTS HIGHLIGHT

Specially designed for installation in cabinets, display shelving and anywhere else requiring a slim, recessed downlight. These lights may be retrofitted to existing cabinetry and provide an economical low voltage solution



4W Adjustable Shadow

○ White
● Black


350



3W Shadow Fixed

○ White
● Black

290



3W Cabinet Fixed

○ White
● Black
● Silver

350



3W Mini Low Glare Downlight

○ White
● Black

150



2W Mini Pinlight
Ultra Low Glare

○ White
● Black

160



2.2W Mighty Mini Downlight
Ø38mm

○ White
● Black

160



2W Mini Tiltz

○ White
● Black
● Silver


210



3W Adjustable Cabinet

○ White
● Black

240




4.3W Zela Fixed

○ White
● Black

360

CAN LIGHTS HIGHLIGHTS

TecLED's range of LED Can Downlights offer a flexible solution for surface mounted down lighting. Ranging in power from 10W to 30W these lights will fulfill a myriad of lighting solutions. Dimming option available on selected



INDOOR WALL LIGHTS

Ultra modern, surface mounted wall lights provide subtle ambient lighting. May be installed vertically or horizontally.



WALL WASHERS HIGHLIGHTS

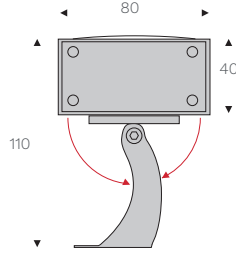
Decorative LED wall washers provide illumination by using low voltage LED technology. Light is cast up to 10m high and can provide either mood or focus lighting. The units are housed in an aluminium alloy casing and are rated at IP65 for outdoor use. They are free standing solid fixtures and simple to operate.

COMMERCIAL WALL WASHERS

HIGH POWER



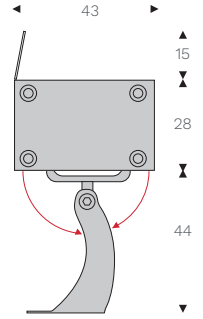
- 600mm/1000mm lengths
- Single colour and RGB
- 1920-2200 lumens
- IP 65



STANDARD



- 600mm/1000mm lengths
- Single colour and RGB
- 1470-2520 lumens
- IP 66
- Dimmable



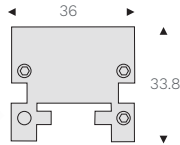
DESIGNER WALL WASHERS

COMPACT

- Black
- Charcoal
- White



- Slimline design
- 260mm/500mm/1000mm lengths
- 2700K-6000K
- 600-2400 lumens per watt
- IP 66
- 140° adjustable mounting bracket
- Exterior/Interior lighting solution


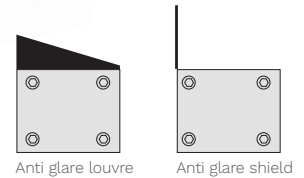
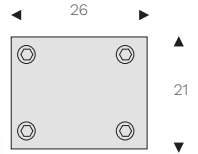


SUPER COMPACT

- Black



- Ultra slimline design
- 300mm/500mm/1000mm lengths
- 2700K-6000K
- 500-1800 lumens
- 140° adjustable mounting bracket
- IP 44
- Interior lighting solution



PENDANT LIGHTS HIGHLIGHTS

Globes not included

CLAY PENDANTS



Sponge Up

XS: Ø10cm x 8cm, S: Ø20cm x 16cm,
M: Ø30cm x 26cm, L: Ø40cm x 32cm,
XL: Ø60cm x 48cm
E27



Terra Drum

M: Ø366mm x 145mm
E27



Terra Cylinder

S: Ø132m x 210mm,
M: Ø132m x 316mm
E27



Okina Single

Ø20cm x 200cm
G9

PLA & WOOD PENDANTS



O'R Big

Ø25cm x H300cm
E27



O'R Slim

Ø16cm x H300cm
E27

Finishes

Marble, Peach, Cream, Brown, Black.



KNITTED PENDANTS



Knitted Tilt

Ø300 /Ø400/Ø500mm
H: 300mm
White, Grey, Mustard, Purple,
Pale blue
E27




Knitted Falling

Ø300 /Ø400/Ø500mm
H: 300mm
White, Grey, Mustard, Purple,
Pale blue
E27



Knitted Drop

Ø300 /Ø400/Ø500mm
H: 100/150/200mm
White, Grey, Mustard, Purple,
Pale blue
E27



LINEAR PENDANTS HIGHLIGHTS

Suspended pendant lighting offers a modern and stylish lighting option particularly with high ceilings and industrial-look spaces. Our range encompasses aluminium, timber and acrylic, all unique and efficient.



Aluminium Profiles



EAGLE
32Wpm

2200
pm




FALCON
20Wpm

1900
pm




KESTREL K
14.4Wpm

950
pm



TUNNEL
19.2Wpm

1500
pm



MINI UP AND DOWN
2x19.2Wpm

2x1500
pm

LED TIMBER PENDANTS

COLOUR/STAIN OPTIONS



Clear



Walnut



Black Japan



White

TASSIE 14.4Wpm



1100
pm

FRANKLIN 14.4Wpm



1100
pm

HOBART 2x14.4Wpm



2000
pm

DERWENT 14.4Wpm



1100
pm

GORDON 19.2Wpm



1700
pm

OCEAN DRIFT 10Wpm




400
pm

OUTDOOR LIGHTS HIGHLIGHTS

Our varied and attractive outdoor wall lights offer a solution no matter what your outdoor lighting requirements are. From In-Wall and On-Wall to In-Ground and Above-Ground, this range is comprehensive and effective.



WALL LIGHTS



DOUBLE ADJUSTABLE OUTDOOR

760




MINI SPOT LIGHT

212



SQUARE HALO

95



THE WEDGE

70




UP/DOWN OUTDOOR

760



BUZZ WALL LIGHT
2 x 3W

550



GARDA WALL LIGHT
2 x 5W
Up and down light

1000

GROUND LIGHTS

IN GROUND LIGHTS



100

MINI FRICTION SPOT LIGHT
also suitable for decking, walkways



1000

CIRCULAR RECESSED FIXED
IN GROUND OUTDOOR 10W



700


IN GROUND ADJUSTABLE 5W/10W



850

IN GROUND FIXED 3W


ABOVE GROUND LIGHTS



Heights available:
665mm
741mm
817mm

PATHWEI 3.5W

300



Honeycomb
filter avail.

9W STALK

630 to 720



Ground
spike and
extension
pole avail.

LUMINATOR

450



Ground
spike and
extension
pole avail.

LUMINATOR I

450



Honeycomb
filter avail.



Hood available

3W GARDEN SPOTLIGHT

60

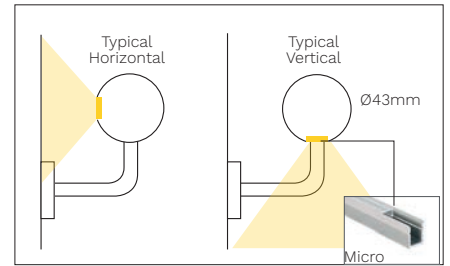
ILLUMINATED HANDRAIL HIGHLIGHTS

ROUND TIMBER HANDRAIL



TecLED's LED Illuminated Handrail system provides unobtrusive, continuous lighting to areas where light is needed most - passages, staircases and access ramps. 43mm diameter handrail lengths available up to 5000mm but can be joined with standard straight joiners, or snaked around corners with 35° or 90° elbow joiners.

- LED strip light illumination:
- 9.6W or 14.4W LED available
 - Remote driver
 - Optional dimming
 - Optional sensor



TIMBER OPTIONS

COLOUR/STAIN OPTIONS



Tasmanian Oak

American Oak

Clear

Black Japan

Walnut

White

BRACKET OPTIONS

STANDARD



Stainless Steel 316

POWDER COATED




Stainless Steel 316 for Glass



Other bespoke colours available

PLATED



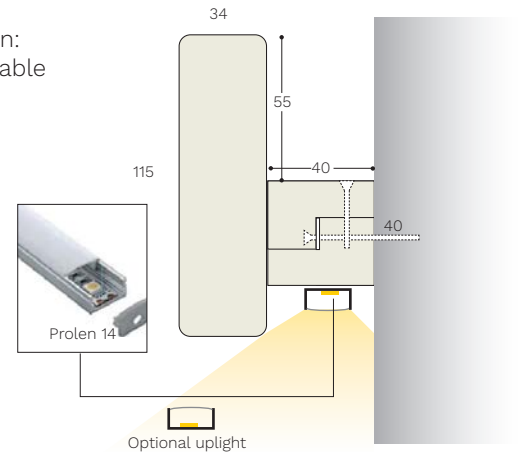
Brushed copper and others

RECTANGULAR TIMBER HANDRAIL



TecLED's Rectangular Illuminated Handrail system offers a conventional, sturdy and bold option for lighting a staircase or walkway. Crafted from solid Tasmanian Oak, this rail may be designed to compliment almost any staircase pitch or design. Supplied with split baton for secure installation.

- LED strip light illumination:
- 9.6W or 14.4W LED available
 - Remote driver
 - Optional dimming
 - Optional sensor



TIMBER

COLOUR/STAIN OPTIONS



Tasmanian Oak

Clear

Black Japan

Walnut

White

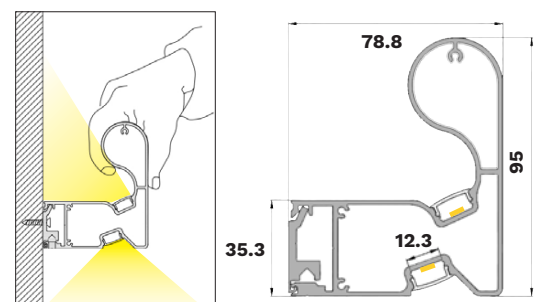
ALLYRAIL ALUMINIUM HANDRAIL



TecLED's Aluminium Illuminated Handrail system is meticulously engineered with a revolutionary up and down lighting system that delivers a flawless and uninterrupted illumination experience in vital areas like passages and staircases. The maximum length in 2000mm but seamless joiners can create any desired length.

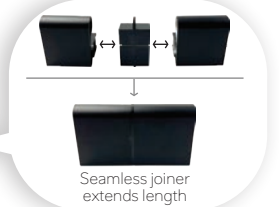
- LED strip light illumination:
- 2x9.6W or 2x14.4W LED available
 - Remote driver
 - Optional dimming
 - Optional sensor

*Standard colour is black. Other powder coated and plated colours available.



END CAPS

JOINER




TRACK LIGHTS HIGHLIGHTS

TecLED has a versatile range of architectural track light options, Available in Single circuit, 3 wire, recessed and suspended. Our Track range is suitable for all applications; Residential, Commercial, Hospitality, Retail.


THREE CIRCUIT



TRACK OPTIONS ● Black ○ White



Surface Mount/ Suspended



Recessed

Track available in 1000mm, 2000mm and 3000mm lengths

TRACK COMPONENTS ● Black ○ White



Flexible L-Joint

Dead End

Straight Joiner

Adaptor


Live End

SINGLE CIRCUIT



TRACK COMPONENTS ● Black ○ White

Track available in 1000mm, 2000mm and 3000mm



Track

X-piece Joiner

T-piece Joiner

90° Elbow Joiner

Live End


Straight Joiner

Track Adaptor



I-Joiner

MAGNETIC TRACK 48V HIGHLIGHTS

TecLED's state-of-the-art LED magnetic track light system offers the very best in aesthetics, flexibility, style and illumination. Luminaires attach firmly to the track via strong magnets and can be moved, repositioned, added to or changed at will and with no tools required. Available in a variety of track and lighting options, this system is ideal for office, showroom and reception areas or simply as a feature in hallways or lobbies.






LIGHT FITTINGS ● Black ○ White



TRACK OPTIONS ● Black ○ White


Suspended

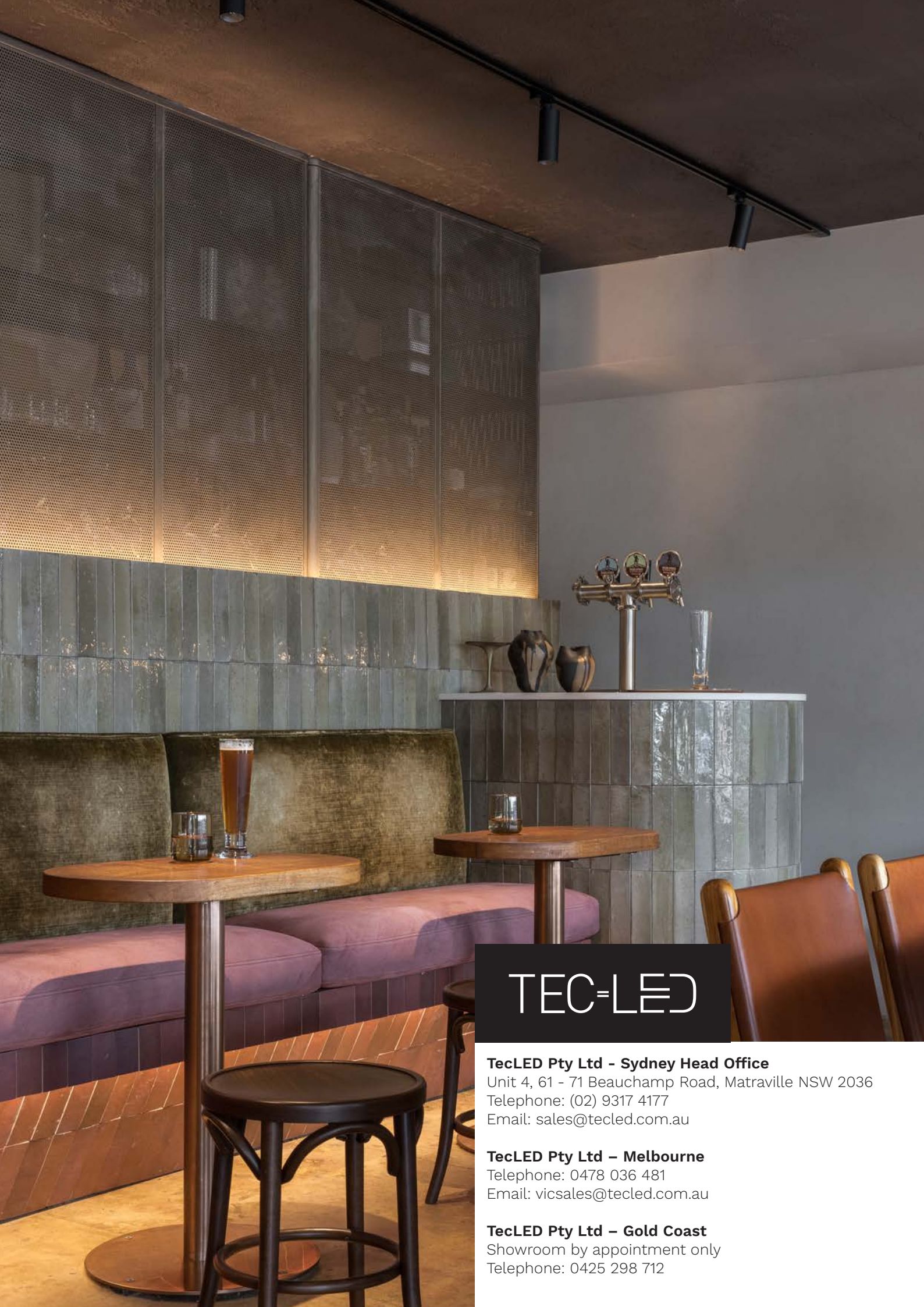
Recessed



INVISILIGHT

TecLED's Invisilight Ribbon Uplighter offers a unique and distinctive option for high wall and ceiling lighting. Comprises two anchor points (up to 9.5m apart) connected by a rigid 15mm metal ribbon housing the LED strip lighting. The uses and permutations are limited only by ones imagination, producing an architecturally interesting light installation.





TEC=LED

TecLED Pty Ltd - Sydney Head Office

Unit 4, 61 - 71 Beauchamp Road, Matraville NSW 2036

Telephone: (02) 9317 4177

Email: sales@teced.com.au

TecLED Pty Ltd - Melbourne

Telephone: 0478 036 481

Email: vicsales@teced.com.au

TecLED Pty Ltd - Gold Coast

Showroom by appointment only

Telephone: 0425 298 712