


WALLFIX



OUTDOOR
LIVING

WALLFIX

Privilege of aesthetic privacy with a stylish look

Wallfix is an aluminium fixed side enclosure that adds privacy whilst enhancing visual appeal and offer a luxurious compliment to Suntech models and highlight design of any outdoor areas.

Simple and elegant lines of Wallfix are compatible with the modern finishes of application areas, it will enable you to have a specific privacy by aluminium fixed wall which is perfect for seamlessly addition to Suntech's architectural models or any independent open spaces.

Wallfix enables you to achieve complete control over shade which adds a unique amenity to your outside areas with invisible fixings.


System highlights attractive aspect of the design by amplifying overall aesthetic of Suntech models with perfect combination ensures comfort and reliefment.



Technical Details



Wallfix Fixed Side Enclosure
 The unique designed privacy of Wallfix side enclosure can be combined with Aerolux bioclimatic system to optimise outdoor living areas visually.




Max. width for single module	6000 mm
Max. height for single module	4000 mm
Louvre dimension	200 mm
Louvre quantity in max. size	20 pcs



www.umbraoutdoorliving.com.au

info@umbraoutdoorliving.com.au

040 339 88 19



OUTDOOR
LIVING

