

Ola / Art / Ross / **Flo** / Kobo
Pik / **Tok** / **Flag** / Line
Still / Tag / **Noa** / **Ago** / Inc
Cnc / **Rnc** / **Tnc** / Koi
Trend / Fix / Pin / Stile Next
Cemento Style / Downlight
Quid / Clamp / Pipeline
Vintage / Miss / Stile / Vela
Ego / Airy / Nova / Class
Torch / Green / Gem / Prima
Excel / Luce / Nido / Twister
Rock / Tartaruga

CATA
LOGO
WHITE
EDITION

Lights for everyday life. **LOMBARDO**

Lights for everyday life.

LOMBARDO

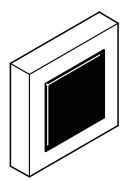


INDEX



ola

p. 26



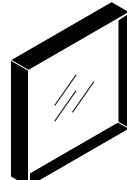
art

p. 34



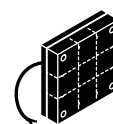
ross

p. 44



flo

p. 52



kobo 110

p. 68



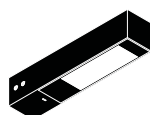
pik

p. 78




tok

p. 90



flag

p. 106



line

p. 120



kit line post

p. 130



still

p. 136



tag

p. 138



kit tag

p. 148



noa

p. 164



ago

p. 180



ago top

p. 190



ago applique

p. 194



ago bollard

p. 198




inc

p. 208



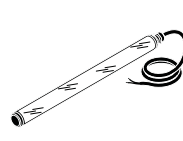
cnc

p. 212



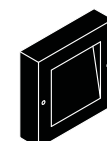
rnc

p. 248



tnc

p. 256



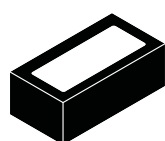
koi

p. 262



koi post

p. 268



trend

p. 272



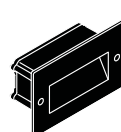
trend 60

p. 284



trend 60 post

p. 292



fix

p. 296



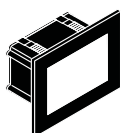
pin

p. 302



kit pin

p. 310



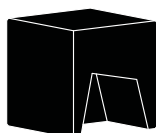
stile next

p. 314



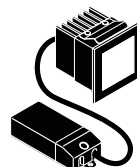
kit stile next post

p. 336




cemento style

p. 342



downlight

p. 344



quid

p. 350



clamp

p. 360



pipeline

p. 366



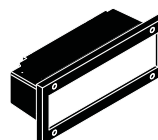
vintage

p. 370



miss

p. 374



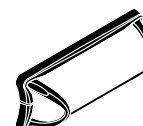
stile

p. 378



vela

p. 382



ego

p. 384



airy

p. 386



nova / class

p. 394



torch

p. 400



green

p. 402



gem

p. 404



prima

p. 406



excell

p. 407



luce

p. 408



nido

p. 410



twister

p. 412



rock

p. 413



tartaruga

p. 414

Sensori Motion sensor - Détecteur de présence p. 417

Morsettiere e SPD Terminal blocks - Borniers
Surge protector devices - Dispositif anti surtension p. 420

Ricerca alfanumerica per codice A-Z search by code
Recherche alpha-numérique par référence p. 424













Rete commerciale Sales network - Réseau commercial p. 448

Note generali General note - Notes générales p. 450

Condizioni di garanzia Terms of guarantee - Conditions de garantie p. 452

INDICAZIONI PER LA CONSULTAZIONE











Verniciatura *Painting - Appareils*

 Bianco RAL 9003 White RAL 9003 Blanc RAL 9003	 Bianco RAL 9010 White RAL 9010 Blanc RAL 9010	 Nero verniciato Black painted Noir peint	 Grigio High Tech RAL 9006 Grey High Tech RAL 9006 Gris High Tech RAL 9006	 Grigio antracite RAL 7021 Grey anthracite RAL 7021 Gris anthracite RAL 7021	 Dark Grey RAL 7021 Dark Grey RAL 7021 Gris Foncé RAL 7021
 Giallo RAL 1016 Yellow RAL 1016 Jaune RAL 1016	 Rame verniciato Copper Cuivre peint	 Grigio antracite/Bianco Grey anthracite/White Gris anthracite/Blanc	 Grigio Antracite RAL 7021 - Oro Grey anthracite RAL 7021 - Gold Gris anthracite RAL 7021 - Gold	 Bianco RAL 9010 - Rame White RAL 9010 - Copper Blanc RAL 9010 - Cuivre peint	 Grigio High Tech RAL 9006 - Giallo RAL 1016 Grey High Tech RAL 9006 - Yellow RAL 1016 Gris High Tech RAL 9006 - Jaune RAL 1016


Colore proprio del materiale *Colour of the material (moulded) - Appareils en polycarbonate teints dans la masse*

 Bianco da stampaggio White Blanc moulé	 Nero da stampaggio Black Noir moulé	 Giallo Deco Yellow Jaune Deco	 Poppy Red	 Tender Shoots
--	--	--	--	--







Effetti speciali *Special effects - Effets spéciaux*

 Inox Spazzolato Brushed grey Inox brossé	 Inox satinato Satin grey Inox satiné	 Inox Lucido Polished stainless steel Inox brillant	 Corten	 Cemento grigio Concrete, grey Ciment, gris
 Acciaio Inox Elettrolucidato Stainless steel electropolished Acier inoxydable électropoli	 Alluminio Anodizzato Verde Anodized Aluminum Green Aluminium anodisé Vert	 Alluminio Anodizzato Nero Anodized Aluminum Black Aluminium anodisé Noir	 Alluminio Anodizzato Marrone Anodized Aluminum Brown Aluminium anodisé Marron	 Alluminio Anodizzato Grigio Anodized Aluminum Grey Aluminium anodisé Gris













Serigrafia *Serigraphy - Sérigraphie*

 Serigrafia Nera Black serigraphy Sérigraphie noir	 Serigrafia Corten Corten serigraphy Sérigraphie Corten	 Serigrafia Grigio High Tech Grey High Tech Serigraphy Sérigraphie Gris High Tech	 Neutro Neutral Neutre
---	---	---	--

Materiale diffusore *Diffuser Material - Type de diffuseur*

 POLICARBONATO Polycarbonate Polycarbonate	 DIFF. PMMA	 DIFF. VETRO SERIGRAFATO Serigraphed glass Verre sérigraphié	 VETRO SATINATO Frosted glass Verre effet satiné	 VETRO ACIDATO Etched glass Verre acide	 VETRO TRASPARENTE Transparent glass Verre transparent
---	---	---	--	---	--

CONFIGURAZIONI POSSIBILI *Possible configurations - Configurations possibles*

 Incasso parete Wall recess Encastrement mur	 Incasso soffitto Ceiling recess Encastrement plafond	 Sospensione Pendant Suspension	 Incasso terra Ground recess Encastrement sol	 Braccetto Bracket Bras	 Parete Wall Mur	 Soffitto Ceiling Plafond
 Palletto Post Poteau	 Palo 1 lampada Post 1 luminaire Poteau 1 lumière	 Palo 2 lampade Post 2 luminaires Poteau 2 lumières	 Palo 3 lampade Post 3 luminaires Poteau 3 lumières	 Terra Floor Au sol		

Iconografia Iconography - Iconographie

220-240 V

Alimentazione diretta
Integral ballast
Alimentation intégrée

Alimentatore escluso
Ballast not included
Sans alimentation



INCLUDED

Rilevatore di presenza incluso
Motion sensor included
Détecteur inclus



NOT INC.

Predisposto per rilevatore di presenza/crepuscolare
Suitable for motion sensor/Day and night sensor
Conforme pour détecteur de présence/ Crépusculaire



SA - Rete più emergenza 3h
Maintained emergency 3h
Fonctionnement continu 3h



Funzione corridoio
Corridor function
Fonction corridor



Funzione corridoio + Emergenza
Corridor function + Maintained emergency 3h
Corridor function + Fonctionnement continu 3h



Accensioni separate
Double switching
Allumage séparé



Sensore crepuscolare
Day night sensor
Détecteur crépusculaire



Versione HONEYCOMB
HONEYCOMB version
Version HONEYCOMB

DALI

Versione a led con alimentatore integrato DALI
Led versions with integral ballast DALI
LED avec alimentation intégrée DALI

PUSH

Versione a led con alimentatore integrato PUSH
Led versions with integral ballast PUSH
LED avec alimentation intégrée PUSH

1-10V

Versione a led con alimentatore integrato 1...10V
Led versions with integral ballast 1...10V
LED avec alimentation intégrée 1...10V



Anti-Zanzara
Protection against mosquitoes
Protection anti moustiques



Profumata
Scented
Parfumé



Quantità imballo standard
Quantity in standard outer carton
Conditionnement

Classe di isolamento

Class



Class I



Class II



Class III

Colore LED colour of led - couleur led

Led colour

- 4000K
- 3000K, Im -5%
- 2700K, Im -5%
- Blue

Completa il codice sostituendo al quadrato rosso la lettera o il numero corrispondente alla temperatura colore scelta.

Complete the code by replacing the red box with the letter or number corresponding to the selected colour temperature.

Compléter le code en remplaçant le carré rouge par la lettre ou le numéro correspondant à la sélection de température couleur.

Optic

Completa il codice sostituendo al quadrato grigio la lettera corrispondente al modello di ottica scelta.

Complete the code by replacing the grey box with the letter corresponding to the selected optic model.

Compléter le code en remplaçant le carré gris par la lettre correspondante au modèle de lentille choisie.

Direzione fascio di luce Light Beam - Angle d'éclairage



Blade



Diff.



Trasp.



Double Blade



Blade Diff.



Blade Trasp.



Biem. Trasp.



Biem. Diff.



45°



110°



135°



110° x 2



Mask 35°



99 C4L



99 C2L



99 CL



99 C180



360



180°



360°



1 L



2 L



4 L



Diff.



Asymm.



Trasp.



Diff.



Asymm.



Direct



Cutoff



Direct



In-direct

INDICAZIONI PER LA CONSULTAZIONE

Guidance for consultation
Mode de lecture

Informazioni aggiuntive
Additional information
Information complémentaires

Materiali
Material
Type de diffuseur

Configurazioni
Available configurations
Configurations

Disegno dimensionale
Dimensional drawing
Dessin dimensionnel

Trend

Nome versione
Product name
Appellation produit

Simbologia tecnica
Technical symbols
Symbologie technique

Tipologie di lampade utilizzabili
Types of lamps that can be used
Typologie des lampes utilisées

Caratteristiche riferite ai prodotti della singola tabella
Features referring to the products of the single table
Caracteristiques des produits de chaque tableau

Iconografia delle info principali

Main info iconography
Iconographie des principales informations

Trend 220

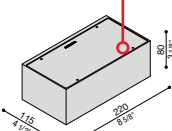


DIFF. POLIGLASS

DIFF. TRASP.

POSITION

POSITION



IP 66 IK 10 20J xx9 CE

LED	W	LM	REAL LM	COL.	CODE **	CODE **	* OPTIC	* LED COLOUR
A++	15	1900	1170-1875	☉ 220-240 V	LL4911□	LL4941□	S 8°	4000K
					LL4916□	LL4946□	M 11°	3000K, lm-5%
					LL491E□	LL494E□	L 30°	
A++	18	2450	1470-2250	☉ 220-240 V	LL491K□	LL494K□		
					LL49000□	LL490004□		
					LL490001□	LL490005□		
					LL490002□	LL490006□		
					LL490003□	LL490007□		
A++	8	860	743	☉ 220-240 V		LL4931□		
						LL493G□		
						LL493E□		
						LL493K□		
LAMP	ATT.	LAMP MAX	CFL		LB49121	LB49421		
A					LB4912G	LB4942G		
	E27	1x20	☉		LB4912E	LB4942E		
					LB4912K	LB4942K		

Versione Monoemissione.
Lampade dim. max: E27 128 mm Ø 48 mm.

Unidirectional version.
Lamp max. dim.: E27 128 mm Ø 48 mm.

Version unidirectionnelle.
Lampes dim. max: E27 128 mm Ø 48 mm.

Trend Up&Down 220

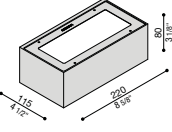


DIFF. POLIGLASS

DIFF. TRASP.

POSITION

POSITION



IP 66 IK 10 20J xx9 CE

LED	W	LM	REAL LM	COL.	CODE **	CODE **	* OPTIC	* LED COLOUR
A++	15	2200	1260-2060	☉ 220-240 V	LL4921□	LL4951□	S 8°	4000K
					LL4926□	LL4956□	M 11°	3000K, lm-5%
					LL492E□	LL495E□	L 30°	
					LL492K□	LL495K□		
A++	24	3600	2160-3310	☉ 220-240 V	LL490008□	LL490012□		
					LL490009□	LL490013□		
					LL490010□	LL490014□		
					LL490011□	LL490015□		
A++	11	1400	1078	☉ 220-240 V		LL4961□		
						LL496G□		
						LL496E□		
						LL496K□		
LAMP	ATT.	LAMP MAX	CFL		LB49221	LB49521		
A					LB4922G	LB4952G		
	E27	1x20	☉		LB4922E	LB4952E		
					LB4922K	LB4952K		

Versione Biemissione.
Lampade dim. max: E27 128 mm Ø 48 mm.

Bidirectional version.
Lamp max. dim.: E27 128 mm Ø 48 mm.

Version bidirectionnelle.
Lampes dim. max: E27 128 mm Ø 48 mm.

Finishing		Alimentazione diretta	
□ Bianco RAL 9010	□ Grigio antracite RAL 7021	□ Integral ballast	☉ 220-240 V
□ White RAL 9010	□ Gris anthracite RAL 7021	□ Alimentation intégrée	
□ Blanc RAL 9010	□ Gris anthracite RAL 7021		
□ Grigio High Tech RAL 9006	□ Corten		
□ Grey High Tech RAL 9006	□ Corten		
□ Gris High Tech RAL 9006	□ Corten		

Per il medesimo prodotto i codici variano in funzione del colore

For the same product, the codes vary according to the colour

Pour le même produit les références varient en fonction de la couleur

Caratteristiche
Features
Caractéristiques

Disegno dimensionale
Dimensional drawing
Dessin dimensionnel

Morsettiere e SPD

Morsettiere Terminal blocks - Borniers

Nome accessorio
Accessory name
Nom accessoire

Morsettiere coassiale



Morsettiere coassiale a 3 poli, IP68, per cavo ø 7/12 mm.

Coaxial Terminal block
Coaxial 3-pole terminal block,
IP68, for cable diameter 7/12 mm.

Bornier coassiale
Bornier coaxiale à 3 pôles, IP68,
pour câble diam. 7/12 mm

CODE

LB11293



Morsettiere lineare a 3 vie



Morsettiere lineare a 3 vie a 3 poli, IP68, per cavo ø 7/13.5 mm.

3 way linear terminal block
3-way 3-pole linear terminal block,
IP68, for cable ø 7/13.5 mm.

Bornier linéaire 3 voies
Bornier linéaire 3 voies à 3 pôles,
IP68, pour câble diam. 7/13.5 mm

CODE

LB11294

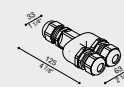


Immagine rappresentativa
Image
Image représentative

Scaricatori di sovratensione Surge protector devices - Dispositif anti surtension

Scaricatore di sovratensione SPD



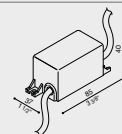
Scaricatore di sovratensione di tipo II e tipo III.
Tensione di funzionamento 120/320 VAC 50/60Hz.
Tensione massima di scarica 10kV e corrente di scarica massima 10kAmp, grado di protezione IP67.
Idoneo per installazioni a monte dell'apparecchio ed in serie rispetto al corpo illuminante.
Tempi medi di intervento < 20µs.
Dotato di indicatore Led di funzionamento, a led spento il dispositivo deve essere sostituito.

Surge protector device type I and type III.
Operating voltage 120/320 VAC 50/60Hz. Maximum voltage surge 10kV and maximum discharge current 10kAmp, protection grade IP67. Suitable for installation in series connection and before the lighting luminaire. Response time < 20µs. Equipped with power indicator led, if the led is off the device must be replaced.

Dispositif anti surtension type II et III.
Tension d'opération 120/320 VAC 50/60Hz. Tension de décharge maximale de 10kV et courant de décharge maximal de 10kAmp. Degré de protection IP67. Apprôprié pour installations en amont de l'alimentation et en série du dispositif d'éclairage. Temps de réponse < 20µs. Equipé d'un indicateur de fonctionnement Led. Avec la Led éteinte, l'appareil doit être remplacé.

CODE

LB11298



Scaricatore di sovratensione SPD



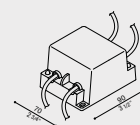
Scaricatore di sovratensione di tipo II.
Tensione di funzionamento 240 VAC 50/60Hz.
Tensione massima di scarica 10kV e corrente di scarica massima 20kAmp, grado di protezione IP67.
Idoneo per installazioni a monte dell'apparecchio ed in parallelo rispetto al corpo illuminante.
Tempi medi di intervento < 25ns.
Dotato di indicatore Led di funzionamento, a led spento il dispositivo deve essere sostituito il componente non è idoneo ad installazione su impianti privi di messa a terra.


Surge protector device type II.
Operating voltage 240 VAC 50/60Hz. Maximum voltage surge 10kV and maximum discharge current 20kAmp, protection grade IP67. Suitable for installation in parallel connection and before the lighting luminaire. Response time < 25ns. Equipped with power indicator led, if the led is off the device must be replaced. The device is not suitable for installation without ground.

Dispositif anti surtension type II.
Tension d'opération 240 VAC 50/60Hz. Tension de décharge maximale de 10kV et courant de décharge maximal de 20kAmp. Degré de protection IP67. Apprôprié pour installations en amont de l'alimentation et en parallèle du dispositif d'éclairage. Temps de réponse < 25ns. Equipé d'un indicateur de fonctionnement Led. Avec la led éteinte, l'appareil doit être remplacé. Non adapté à installation sans mise à la terre.

CODE

LB11299






OLA



p. 26

FLO



NEW

p. 52

PIK



p. 78

TOK Q



NEW

p. 90

FLAG



NEW

p. 106

NOA



NEW

p. 164

AGO APPLIQUE



NEW

p. 194

AGO BOLLARD



NEW

p. 198

CNC 99



NEW

p. 226

CNC 150



p. 244

RNC



p. 248

TNC



p. 256

AFFIDABILITÀ DINAMISMO SEMPLICITÀ

ESPLORARE PER CONTINUARE A CRESCERE: UN PERCORSO CHE CI AFFASCINA DA SEMPRE.

Il progetto è uno dei momenti di maggior fascino nella vita di ognuno, e il suo compimento è qualcosa di unico, l'anello di congiunzione fra l'immaginazione e la realtà. All'interno di LOMBARDO si configura un laboratorio progettuale che apre nuove strade. Innovazione e design entrano a far parte del DNA aziendale, utilizzando ora risorse interne, ora contributi esterni, per sfruttare contaminazioni positive. A dare anima a questo lavoro è l'intuizione dei designers, capaci di integrare tecnologie della luce in forme e materiali inconsueti, ma sempre tecnicamente appropriati. Infine c'è uno stile, lo stile di un prodotto intelligente e allo stesso tempo easy, il cui valore è percepito direttamente, quasi istintivamente da chi lo "incontra".



LOMBARDO



50^o
1969-2019







RELIABILITY DIMANISM SIMPLICITY

ENG EXPLORE TO KEEP GROWING: A PATH THAT HAS ALWAYS

FASCINATED US. The project is one of the most fascinating moments in everyone's life and its completion is something unique, the link between the imagination and the reality. Inside LOMBARDO the design laboratory opens new paths. Innovation and design become part of the company DNA, both using internal resources and external contributions, to exploit positive contaminations. What brings this work into life is the intuition of the designers, who able to integrate light technologies in unusual shapes and materials, but always technically appropriate. Finally, there is a style, an intelligent and easy product one, whose value is perceived directly and almost instinctively by those who "meet" it.









FIABILITÉ DIMANISME SIMPLICITÉ

FRA *EXPLORER POUR CONTINUER À GRANDIR: UN CHEMIN QUI NOUS A TOUJOURS FASCINÉS.* Projeter est l'un des moments les plus fascinants de la vie et son accomplissement est quelque chose d'unique, une bague de conjonction entre l'imagination et la réalité. LOMBARDO abrite un laboratoire de design qui ouvre de nouvelles rues. L'innovation et le design font partie de l'ADN de l'entreprise, grâce à ses ressources internes et à des contributions externes, pour exploiter les idées et les influences positives. Ce qui donne une âme au travail de Lombardo, c'est l'intuition des concepteurs, capables d'intégrer les technologies de la lumière dans des formes et des matériaux inhabituels, mais toujours techniquement appropriés. Enfin, il y a un style, celui d'un produit intelligent et en même temps easy, dont la valeur est perçue directement, presque instinctivement par ceux qui le "rencontrent".



Ola

Design
Giancarlo Piretti



LED



indoor



outdoor



Adatto anche ad uso esterno.

Base in policarbonato, ottenuta da stampaggio ad iniezione proprio.

Diffusore in PMMA antiurto tripla stabilizzazione ai raggi UV, ad alto spessore con finitura PoliGLASS, ottenuto da stampaggio ad iniezione proprio.

Guarnizioni in silicone per il mantenimento del grado IP66.

Sistema di chiusura tramite grani, con cava esagonale ch.2.

Kit di fissaggio per il mantenimento del grado IP incluso.

LED a tensione di rete, dimmerabile a taglio di fase.

LED 4000K (N), 3000K (3) o 2700K (2). Nessun rischio fotobiologico, RGO gruppo di rischio esente (EN62471).

ENG Also suitable for outdoor use.

Polycarbonate base, injection moulded in-house.

Very thick shockproof PMMA diffuser with triple UV stabilisation and PolyGLASS finish, injection moulded in-house.

Silicone gaskets to maintain IP66 rating.

Closing system by means of hex socket set screws size 2 mm.

Securing kit included to maintain IP rating.

LED AC direct, phase cut dimmable.

LED 4000K (N), 3000K (3) or 2700K (2). No risk of photobiological damage, RGO group (EN62471).

FRA Également adapté à l'usage à l'extérieur.

Base en polycarbonate, s'obtient du moulage à injection propre.

Diffuseur en PMMA antichocs triple stabilisation aux rayons UV, très épais avec finition PoliGLASS, s'obtient du moulage à injection propre.

Jointes en silicone pour maintenir le degré IP66.

Fermeture vis à six pans creux ch.2.

Kit de fixation pour le maintien du degré IP inclus.

LED AC direct 220-240V, dimmable coupure de phase.

LED 4000K (N), 3000K (3) ou 2700K (2) (blanche chaud). Pas de risque photobiologique, RGO groupe (EN62471).

Ola 330



Ola 330 Color



IP66
Outdoor e
waterproof



DIMMERABILE
Dimmable



5
Anni di garanzia
sul circuito LED



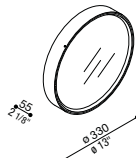



Ola 500



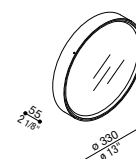






















Ola 500 Color



Ola








Ola 330			DIFF. POLIGLASS	POSITION 								
IP 66 IK 08 5J xx7 CE												
LED	W	LM	REAL LM	COL.	CODE *	* LED COLOUR						
A++	20	2500	  220-240 V		LL144000□	<table border="1"> <tr><td>N</td><td>4000K</td></tr> <tr><td>3</td><td>3000K, lm -5%</td></tr> <tr><td>2</td><td>2700K, lm -5%</td></tr> </table>	N	4000K	3	3000K, lm -5%	2	2700K, lm -5%
N	4000K											
3	3000K, lm -5%											
2	2700K, lm -5%											

Ola 330 Color			DIFF. POLIGLASS	POSITION 																			
IP 66 IK 08 5J xx7 CE																							
LED	W	LM	REAL LM	COL.	CODE *	* LED COLOUR																	
A++	20	2500	  220-240 V	<table border="1"> <tr><td></td><td>LL14400G□</td></tr> <tr><td></td><td>LL14400E□</td></tr> <tr><td></td><td>LL14400K□</td></tr> <tr><td></td><td>LL14400U□</td></tr> <tr><td></td><td>LL14400Y□</td></tr> <tr><td></td><td>LL14400Z□</td></tr> </table>		LL14400G□		LL14400E□		LL14400K□		LL14400U□		LL14400Y□		LL14400Z□	<table border="1"> <tr><td>N</td><td>4000K</td></tr> <tr><td>3</td><td>3000K, lm -5%</td></tr> <tr><td>2</td><td>2700K, lm -5%</td></tr> </table>	N	4000K	3	3000K, lm -5%	2	2700K, lm -5%
	LL14400G□																						
	LL14400E□																						
	LL14400K□																						
	LL14400U□																						
	LL14400Y□																						
	LL14400Z□																						
N	4000K																						
3	3000K, lm -5%																						
2	2700K, lm -5%																						

Versione bicolore - Two-colour version - Version bicolore



Finishing

	Bianco RAL 9010 White RAL 9010 Blanc RAL 9010		Bianco RAL 9010 - Rame White RAL 9010 - Copper Blanc RAL 9010 - Cuivre peint
	Grigio High Tech RAL 9006 Grey High Tech RAL 9006 Gris High Tech RAL 9006		Grigio High Tech RAL 9006 - Giallo RAL 1016 Grey High Tech RAL 9006 - Yellow RAL 1016 Gris High Tech RAL 9006 - Jaune RAL 1016
	Grigio antracite RAL 7021 Grey anthracite RAL 7021 Gris anthracite RAL 7021		Grigio Antracite RAL 7021 - Oro Grey anthracite RAL 7021 - Gold Gris anthracite RAL 7021 - Gold
	Corten Corten Corten		



Ola 500			DIFF. POLIGLASS	POSITION 		
IP 66 IK 08 5J xx7 CE						
LED	W	LM	REAL LM	COL.	CODE *	* LED COLOUR
A++	42	5500	220-240 V		LL144010	N 4000K 3 3000K, lm -5% 2 2700K, lm -5%

Ola 500 Color			DIFF. POLIGLASS	POSITION 		
IP 66 IK 08 5J xx7 CE						
LED	W	LM	REAL LM	COL.	CODE *	* LED COLOUR
A++	42	5500	220-240 V	 	LL14401G LL14401E LL14401K LL14401U LL14401Y LL14401Z	N 4000K 3 3000K, lm -5% 2 2700K, lm -5%



- * Led colour**
- N 4000K
 - 3 3000K, lm -5%
 - 2 2700K, lm -5%

Completa il codice sostituendo al quadrato rosso la lettera o il numero corrispondente alla temperatura colore scelta.

Complete the code by replacing the red box with the letter or number corresponding to the selected colour temperature.


Compléter le code en remplaçant le carré rouge par la lettre ou le numéro correspondant à la sélection de température couleur.

Alimentazione diretta
Integral ballast
Alimentation intégrée
 220-240 V



Colori disponibili.
Available colours.
Couleurs disponibles.





Ola






Art

Design
Italo Belussi



LED



indoor



outdoor



Adatto anche ad uso esterno.

Driver 220 - 240V integrato e moduli Led di ultima generazione. Base in policarbonato bianco, ottenuta da stampaggio ad iniezione proprio. Diffusore in Policarbonato tripla stabilizzazione ai raggi UV, ad alto spessore con finitura PoliGLASS, ottenuto da stampaggio ad iniezione proprio. Guarnizioni in silicone per il mantenimento del grado IP66.

Apertura e chiusura a scatto senza viti. Predisposto per viti di sicurezza.

Kit di fissaggio per il mantenimento del grado IP incluso.

LED 4000K (N), 3000K (3) o 2700K (2). Alimentazione diretta 220-240V.

Nessun rischio fotobiologico, RGO gruppo di rischio esente (EN62471).

ENG Also suitable for outdoor use. Integrated 220 - 240V ballast and latest generation Led modules. White polycarbonate base, injection moulded in-house. Very thick polycarbonate diffuser with triple UV stabilisation and PolyGLASS finish, injection moulded in-house. Silicone gaskets to maintain IP66 rating. Snaps open and closed without screws. Provision for safety screws. Securing kit included to maintain IP rating. **LED 4000K (N), 3000K (3) or 2700K (2). Integral ballast 220-240V. No risk of photobiological damage, RGO group (EN62471).**

FRA Également adapté à l'usage à l'extérieur. Driver 220 - 240V intégré et modules Led de dernière génération. Base en polycarbonate blanc, s'obtient du moulage à injection propre. Diffuseur en Polycarbonate triple stabilisation aux rayons UV, très épais avec finition PoliGLASS, s'obtient du moulage à injection propre. Joints en silicone pour maintenir le degré IP66. Ouverture et fermeture à déclic sans vis. Prévu pour vis de sécurité. Kit de fixation pour le maintien du degré IP inclus. **LED 4000K (N), 3000K (3) ou 2700K (2) (blanche chaud). Alimentation intégrée 220-240. Pas de risque photobiologique, RGO groupe (EN62471).**



IP66
Outdoor e
waterproof




220-240 V
Alimentazione
diretta

Integral ballast
Alimentation intégrée



Anni di garanzia
sul circuito LED

Art 100



Art 100 Top



Art 100 Code



Art 100 Crop



Art 250



Art 250 Mask




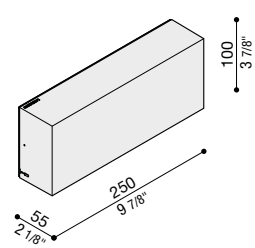







Art 250 Code


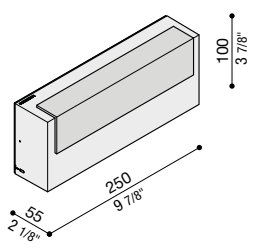










































Art 250 Bamboo



Art

Art 100		DIFF. POLIGLASS	POSITION 			
IP 66 IK 10 20J xx9 CE						
LED	W	LM	REAL LM	COL.	CODE *	* LED COLOUR
A++	10	1100	802	  220-240 V	 LL116000 	 4000K  3000K, lm -5%  2700K, lm -5%

Art 100 Top		DIFF. POLIGLASS	POSITION 				
IP 66 IK 10 20J xx9 CE							
LED	W	LM	REAL LM	COL.	CODE *	* LED COLOUR	
A++	10	1100	484	  220-240 V		LL116001 	 4000K  3000K, lm -5%  2700K, lm -5%
						LL116002 	
						LL116003 	
						LL116004 	
						LL116005 	
A++	10	1100	484	  220-240 V  INCLUDED		LS116001 	
						LS116002 	
						LS116003 	
						LS116004 	
A++	10	1100	484	  220-240 V  		LL116017 	
						LL116018 	
						LL116019 	
						LL116020 	
						LL116021 	

Cover decorativa stampata in policarbonato, ottenuta da stampaggio ad iniezione proprio.

Decorative cover moulded in polycarbonate, injection moulded in-house.

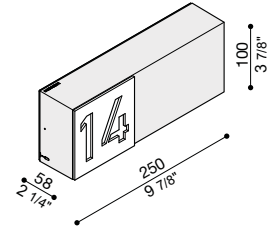
Cover décorative moulée en polycarbonate, s'obtient du moulage à injection propre.



Art 100 Code

DIFF. POLIGLASS

POSITION



IP 66 IK 10 20J xx9 C E

LED	W	LM	REAL LM	COL.	CODE *	* LED COLOUR
A++					LN116001□	N 4000K
					LN116002□	3 3000K, lm -5%
					LN116003□	2 2700K, lm -5%
	10	1100	484		LN116004□	
					LN116005□	

220-240 V



Versione speciale con Cover decorativa stampata in PMMA. SPECIFICARE IN FASE D'ORDINE IL NUMERO DESIDERATO.

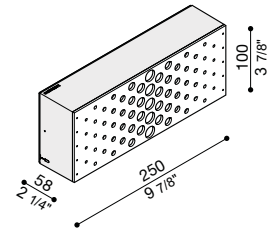
Special version with decorative cover moulded in PMMA. SPECIFY THE NUMBER REQUIRED WHEN ORDERING.

Version spéciale avec Couverture décorative moulée en PMMA. SPECIFIER LE NUMÉRO DÉSIRÉ AU MOMENT DE LA COMMANDE.

Art 100 Crop

DIFF. POLIGLASS

POSITION



IP 66 IK 10 20J xx9 C E

LED	W	LM	REAL LM	COL.	CODE *	* LED COLOUR
A++					LL116006□	N 4000K
					LL116007□	3 3000K, lm -5%
					LL116008□	2 2700K, lm -5%
	10	1100	484		LL116009□	
					LL116010□	

220-240 V



Versione speciale con Cover decorativa stampata in polycarbonato, ottenuta da stampaggio ad iniezione proprio.

Special version with decorative cover moulded in polycarbonate, injection moulded in-house.

Version spéciale avec Couverture décorative moulée en polycarbonate, s'obtient du moulage à injection propre.

Finishing

	Bianco da stampaggio White Blanc moulé		Grigio antracite RAL 7021 Grey anthracite RAL 7021 Gris anthracite RAL 7021
	Nero da stampaggio Black Noir moulé		Corten Corten Corten
	Grigio High Tech RAL 9006 Grey High Tech RAL 9006 Gris High Tech RAL 9006		

* Led colour

- N 4000K
- 3 3000K, lm -5%
- 2 2700K, lm -5%

Completa il codice sostituendo al quadrato rosso la lettera o il numero corrispondente alla temperatura colore scelta.

Complete the code by replacing the red box with the letter or number corresponding to the selected colour temperature.

Compléter le code en remplaçant le carré rouge par la lettre ou le numéro correspondant à la sélection de température couleur.

Alimentazione diretta
Integral ballast
Alimentation intégrée

220-240 V

Art

Art 250			DIFF. POLIGLASS	POSITION 		
IP 66 IK 10 20J xx9 CE						
LED	W	LM	REAL LM	COL.	CODE *	* LED COLOUR
A++	20	2200	1656	220-240 V	LL116100	<ul style="list-style-type: none"> N 4000K 3 3000K, lm -5% 2 2700K, lm -5%



Art 250 Mask		Disponibile versione DALI e dimmerabile. Available DALI and dimmable version. Version DALI et dimmable disponible.	DIFF. POLIGLASS	POSITION 		
IP 66 IK 10 20J xx9 CE						
LED	W	LM	REAL LM	COL.	CODE *	* LED COLOUR
A++	17	2040	1296	220-240 V	<ul style="list-style-type: none"> LL116101 LL116102 LL116103 LL116104 LL116105 	<ul style="list-style-type: none"> N 4000K 3 3000K, lm -5% 2 2700K, lm -5%
A++	17	2040	1296	220-240 V INCLUDED	<ul style="list-style-type: none"> LS116101 LS116102 LS116103 LS116104 LS116105 	
A++	20	2040	1296	220-240 V	<ul style="list-style-type: none"> LL116106 LL116107 LL116108 LL116109 LL116110 	
A++	17	2040	1296	220-240 V	<ul style="list-style-type: none"> LL116117 LL116118 LL116119 LL116120 LL116121 	



Cover decorativa stampata in policarbonato, ottenuta da stampaggio ad iniezione proprio.

Decorative cover moulded in polycarbonate, injection moulded in-house.

Cover décorative moulée en polycarbonate, s'obtient du moulage à injection propre.



Art 250 Code		DIFF. POLIGLASS	POSITION			
IP 66 IK 10 20J xx9 CE						
LED	W	LM	REAL LM	COL.	CODE *	* LED COLOUR
A++	17	2040	220-240 V	LN116101 LN116102 LN116103 LN116104 LN116105	4000K 3000K, lm -5% 2700K, lm -5%	

Versione speciale con Cover decorativa stampata in PMMA. SPECIFICARE IN FASE D'ORDINE IL NUMERO DESIDERATO.

Special version with decorative cover moulded in PMMA. SPECIFY THE NUMBER REQUIRED WHEN ORDERING.

Version spéciale avec Couverture décorative moulée en PMMA. SPECIFIER LE NUMÉRO DÉSIRÉ AU MOMENT DE LA COMMANDE.

Art 250 Bamboo		DIFF. POLIGLASS	POSITION			
IP 66 IK 10 20J xx9 CE						
LED	W	LM	REAL LM	COL.	CODE *	* LED COLOUR
A++	17	2040	1296 220-240 V	BL116101 BL116102 BL116103 BL116104 BL116105	4000K 3000K, lm -5% 2700K, lm -5%	

Versione speciale con cover decorativa stampata in policarbonato, ottenuta da stampaggio ad iniezione proprio.

Special version with decorative cover moulded in polycarbonate, injection moulded in-house.

Version spéciale avec Couverture décorative moulée en polycarbonate, s'obtient du moulage à injection propre.

Finishing

	Bianco da stampaggio White Blanc moulé		Grigio antracite RAL 7021 Grey anthracite RAL 7021 Gris anthracite RAL 7021
	Nero da stampaggio Black Noir moulé		Corten Corten Corten
	Grigio High Tech RAL 9006 Grey High Tech RAL 9006 Gris High Tech RAL 9006		

*** Led colour**

- 4000K
- 3000K, lm -5%
- 2700K, lm -5%

Completa il codice sostituendo al quadrato rosso la lettera o il numero corrispondente alla temperatura colore scelta.

Complete the code by replacing the red box with the letter or number corresponding to the selected colour temperature.

Compléter le code en remplaçant le carré rouge par la lettre ou le numéro correspondant à la sélection de température couleur.

Alimentazione diretta
Integral ballast
Alimentation intégrée
 220-240 V

Art



Disponibile in diverse colorazioni.
Available in different colours.
Disponible en différentes couleurs.





ART 100 Crop



ART 100 Code

Art



ART 100 top black



ART 250 Mask




ART 250

Ross

Design
Giancarlo Piretti



LED



indoor



outdoor



Adatto anche ad uso esterno.

Driver 220 - 240V integrato e moduli Led di ultima generazione.

Base in policarbonato, ottenuta da stampaggio ad iniezione proprio.

Diffusore in Policarbonato tripla stabilizzazione ai raggi UV, ad alto spessore

con finitura PoliGLASS, ottenuto da stampaggio ad iniezione proprio.

Guarnizioni in silicone per il mantenimento del grado IP66.

Sistema di chiusura tramite grani, con cava esagonale ch.2.

Kit di fissaggio per il mantenimento del grado IP incluso.

LED 4000K (N), 3000K (3) o 2700K (2). Alimentazione diretta 220-240V.

Nessun rischio fotobiologico, RGO gruppo di rischio esente (EN62471).

ENG Also suitable for outdoor use. Integrated 220 - 240V ballast and latest generation Led modules. Polycarbonate base, injection moulded in-house. Very thick polycarbonate diffuser with triple UV stabilisation and PolyGLASS finish, injection moulded in-house.

Silicone gaskets to maintain IP66 rating.

Closing system by means of hex socket set screws size 2 mm.

Securing kit included to maintain IP rating.

LED 4000K (N), 3000K (3) or 2700K (2). Integral ballast 220-240V.

No risk of photobiological damage, RGO group (EN62471).

FRA Egalement adapté à l'usage à l'extérieur.

Driver 220 - 240V intégré et modules Led de dernière génération.

Base en polycarbonate, s'obtient du moulage à injection propre.

Diffuseur en Polycarbonate triple stabilisation aux rayons UV, très épais avec finition PoliGLASS, s'obtient du moulage à injection propre.

Joint en silicone pour maintenir le degré IP66.

Joint en silicone pour maintenir le degré IP66.

Fermeture vis à six pans creux ch.2

Kit de fixation pour le maintien du degré IP inclus.

LED 4000K (N), 3000K (3) ou 2700K (2) (blanche chaud).

Alimentation intégrée 220-240. Pas de risque photobiologique,

RGO groupe (EN62471).

Ross 280



Ross 330



IP66
Outdoor e
waterproof



220-240 V
Alimentazione
diretta

*Integral ballast
Alimentation intégrée*

Ross 280 Emerg.



Ross 330 Emerg.



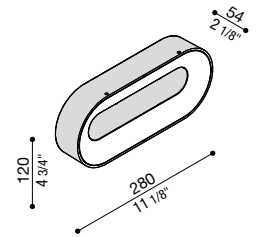
Anni di garanzia
sul circuito LED

Ross




Ross 280

DIFF.
POLIGLASS

POSITION



IP66 IK 10 20J xx9 CE

LED	W	LM	REAL LM	COL.	CODE *	* LED COLOUR
A++	13	1560	895	☐ ✓ 220-240 V	LL124000☐	N 4000K 3 3000K, lm -5% 2 2700K, lm -5%
					LL124001☐	
					LL124002☐	
					LL124003☐	
					LL124004☐	
A++	13	1560	895	☐ ✓ 220-240 V  INCLUDED	LL124005☐	
					LL124006☐	
					LL124007☐	
					LL124008☐	
					LL124009☐	
A++	9	1080	583	☐ ✓ 220-240 V 	LL124025☐	
					LL124026☐	
					LL124027☐	
					LL124028☐	
					LL124029☐	
A++	13	1560	895	☐ ✓ 220-240 V 	LL124030☐	
					LL124031☐	
					LL124032☐	
					LL124033☐	
					LL124034☐	

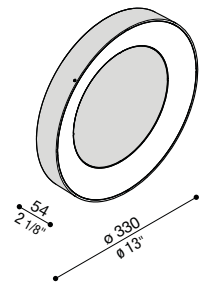


Ross 330





Disponibile versione DALI e dimmerabile.
Available DALI and dimmable version.
Version DALI et dimmable disponible.

DIFF.
POLIGLASS

POSITION



IP66 IK 10 20J xx9 CE

LED	W	LM	REAL LM	COL.	CODE *	* LED COLOUR
A++	25	3000	1842	☐ ✓ 220-240 V	LL124010☐	N 4000K 3 3000K, lm -5% 2 2700K, lm -5%
					LL124011☐	
					LL124012☐	
					LL124013☐	
					LL124014☐	
A++	25	3000	1842	☐ ✓ 220-240 V  INCLUDED	LL124015☐	
					LL124016☐	
					LL124017☐	
					LL124018☐	
					LL124019☐	
A++	25	3000	1842	☐ ✓ 220-240 V 	LL124020☐	
					LL124021☐	
					LL124022☐	
					LL124023☐	
					LL124024☐	
A++	25	3000	1842	☐ ✓ 220-240 V 	LL124035☐	
					LL124036☐	
					LL124037☐	
					LL124038☐	
					LL124039☐	
A++	25	3000	1842	☐ ✓ 220-240 V 	LL124060☐	
					LL124061☐	
					LL124062☐	
					LL124063☐	
					LL124064☐	





Ross 280 Emerg.		DIFF. POLIGLASS	POSITION			
IP 66 IK 10 20J xx9 CE						
LED	W	LM	REAL LM	COL.	CODE *	* LED COLOUR
A++	9	1080	+ LED 5W em.3H-66lm		LL124068 LL124069 LL124070 LL124071 LL124072	N 4000K 3 3000K, Im -5% 2 2700K, Im -5%

Versione fornita con kit adesivi con segnaletica di emergenza. *Version supplied with sticker kit with emergency signs.* *Version fournie avec un kit d'adhésifs avec des signes de secours.*

Ross 330 Emerg.		DIFF. POLIGLASS	POSITION			
IP 66 IK 10 20J xx9 CE						
LED	W	LM	REAL LM	COL.	CODE *	* LED COLOUR
A++	25	3000	+ LED 5W em.3H-144lm		LL124073 LL124074 LL124075 LL124076 LL124077	N 4000K 3 3000K, Im -5% 2 2700K, Im -5%

Versione fornita con kit adesivi con segnaletica di emergenza. *Version supplied with sticker kit with emergency signs.* *Version fournie avec un kit d'adhésifs avec des signes de secours.*

Versione fornita con kit adesivi con segnaletica di emergenza.

Version supplied with sticker kit with emergency signs.

Version fournie avec un kit d'adhésifs avec des signes de secours.



Finishing

	Bianco da stampaggio White Blanc moulé		Grigio antracite RAL 7021 Grey anthracite RAL 7021 Gris anthracite RAL 7021
	Nero da stampaggio Black Noir moulé		Corten Corten Corten
	Grigio High Tech RAL 9006 Grey High Tech RAL 9006 Gris High Tech RAL 9006		

*** Led colour**

- 4000K
- 3000K, Im -5%
- 2700K, Im -5%

Completa il codice sostituendo al quadrato rosso la lettera o il numero corrispondente alla temperatura colore scelta.

Complete the code by replacing the red box with the letter or number corresponding to the selected colour temperature.

Compléter le code en remplaçant le carré rouge par la lettre ou le numéro correspondant à la sélection de température couleur.

Alimentazione diretta
Integral ballast
Alimentation intégrée
 220-240 V

Ross



Colori disponibili.
Available colours.
Couleurs disponibles.



Disponibile versione corridor function.

Funzione a risparmio energetico che permette di configurare un profilo di illuminazione su due livelli. Il prodotto funziona costantemente ad un'intensità luminosa ridotta, raggiungendo la massima efficienza al passaggio, tramite un sensore di prossimità.

Available version corridor function.

Energy saving function that allows 2 different levels of lighting configuration. The product constantly works at a reduced intensity and thanks to a movement detector, luminous intensity is automatically increased at passage.

Disponibile versione corridor function.

Fonction d'économie d'énergie qui vous permet de configurer un profil d'éclairage sur deux niveaux. Le produit fonctionne constamment à une intensité lumineuse réduite, atteignant une efficacité maximale au passage, grâce à un détecteur de proximité.



Funzionamento Luce continua
(rete+emergenza 3h) - SA

Maintained emergency 3h.

Fonctionnement continu 3h.



Ross 330
Ross 280



Ross





Ross 280




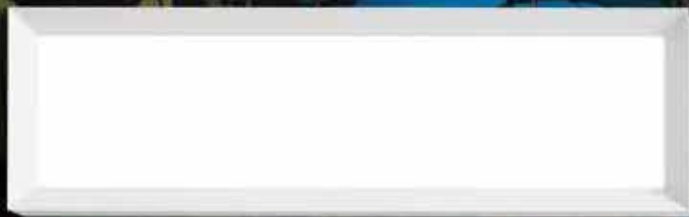
Ross 330

Flo

Design
Lombardo design department



LED



indoor



Adatto per l'installazione a parete e soffitto. Plafone a singola emissione per applicazione indoor.
 Driver 220-240V integrato. Corpo in alluminio estruso, verniciato con resine di poliestere stabilizzate ai raggi UV.
 Diffusore in policarbonato opale antigraffio stabilizzato ai raggi UV. Pannello LGP in PMMA per la diffusione omogenea della luce. Bulloneria in acciaio zincato.
 Fissaggio tramite staffa in acciaio zincato e perni per molle a scatto.
 Completo di kit di sicurezza per il montaggio.
LED 4000K (N), 3000 K (3) e 2700 (2). Alimentazione diretta 220-240V.
Nessun rischio fotobiologico, RGO gruppo di rischio esente (EN62471).

ENG Suitable for wall and ceiling installation. Single emission lighting fixture for indoor application. Integrated 220-240V driver. Extruded aluminum body painted with UV stabilized polyester resins. Scratch-resistant opal polycarbonate diffuser stabilized to UV rays. PMMA LGP panel for homogeneous light diffusion. Galvanized steel screws. Fixing by bracket made of galvanized steel and pins for snap springs. with installation safety kit.

LED 4000K (N), 3000K (3) or 2700K (2). Integral ballast 220-240V. No risk of photobiological damage, RGO group (EN 2471).


FRA Également adapté pour l'installation au mur et au plafond. Luminaire à émission unique adaptée à l'application intérieure. Driver 220-240V intégré. Corps en aluminium extrudé, peint avec des résines en polyester stabilisées aux rayons UV. Diffuseur en polycarbonate opalin anti-rayures stabilisé aux rayons UV. Panneau LGP en PMMA pour une diffusion homogène de la lumière. Visserie en acier galvanisé. Fixation au moyen d'un support en acier galvanisé et de goupilles pour ressorts à déclic. Fourni avec un kit de sécurité pour le montage.

LED 4000K (N), 3000K (3) ou 2700K (2) (blanche chaud). LED Direct 220-240V. Pas de risque photobiologique, RGO groupe (EN62471).



IP20

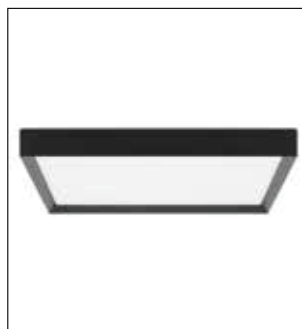
Flo Q 150



Flo Q 300



Flo Q 500



220-240 V
 Alimentazione diretta

*Integral ballast
 Alimentation intégrée*


Flo T 300



Flo T 500





Flo R



**Anni di garanzia
 sul circuito LED**

Flo





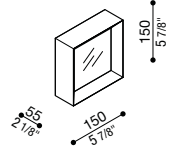
Flo

Flo Q 150



DIFF.
OPAL.

POSITION



IP 20 IK 06 1J xx3 C E

LED	W	LM	REAL LM	COL.	CODE *	* LED COLOUR
A++	10	900	481	220-240 V	LL134000□	N 4000K 3 3000K, lm -5% 2 2700K, lm -5%
					LL134001□	
					LL134002□	
					LL134003□	
A++	10	900	481	220-240 V DALI PUSH	LM134000□	
					LM134001□	
					LM134002□	
					LM134003□	
A++	10	900	481	220-240 V1-10V	LD134000□	
					LD134001□	
					LD134002□	
					LD134003□	

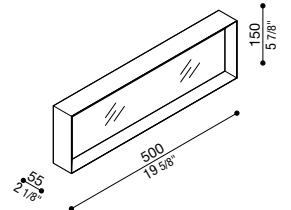


Flo R



DIFF.
OPAL.

POSITION



IP 20 IK 06 1J xx3 C E

LED	W	LM	REAL LM	COL.	CODE *	* LED COLOUR
A++	39	4200	2184	220-240 V	LL134012□	N 4000K 3 3000K, lm -5% 2 2700K, lm -5%
					LL134013□	
					LL134014□	
					LL134015□	
A++	39	4200	2184	220-240 V DALI	LM134012□	
					LM134013□	
					LM134014□	
					LM134015□	
A++	39	4200	2184	220-240 V 1-10V PUSH	LD134012□	
					LD134013□	
					LD134014□	
					LD134015□	
A++	39	4200	2184 + LED 7W em.3H-152lm	220-240 V	LE134012□	
					LE134013□	
					LE134014□	
					LE134015□	



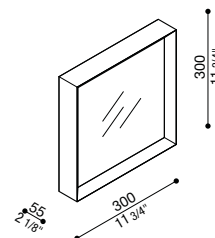


Flo Q 300



DIFF. OPAL.

POSITION



IP 20 IK 06 1J xx3 CE

LED	W	LM	REAL LM	COL.	CODE *	* LED COLOUR
A++	30	2800	2169	220-240 V	LL134004	4000K 3000K, lm -5% 2700K, lm -5%
					LL134005	
					LL134006	
					LL134007	
A++	30	2800	2169	220-240 V DALI	LM134004	
					LM134005	
					LM134006	
A++	30	2800	2169	220-240 V 1-10V PUSH	LD134004	
					LD134005	
					LD134006	
A++	30	2800	2169	220-240 V	LE134004	
					LE134005	
					LE134006	
					LE134007	

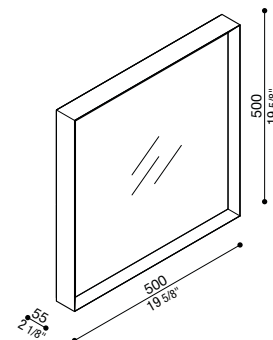


Flo Q 500



DIFF. OPAL.

POSITION



IP 20 IK 06 1J xx3 CE

LED	W	LM	REAL LM	COL.	CODE *	* LED COLOUR
A++	39	4200	3247	220-240 V	LL134008	4000K 3000K, lm -5% 2700K, lm -5%
					LL134009	
					LL134010	
					LL134011	
A++	39	4200	3247	220-240 V 1-10V PUSH DALI	LD134008	
					LD134009	
					LD134010	
A++	39	4200	3247	220-240 V	LE134008	
					LE134009	
					LE134010	
					LE134011	



Finishing

	Bianco RAL 9003 White RAL 9003 Blanc RAL 9003		Dark Grey RAL 7021 Dark Grey RAL 7021 Gris Foncé RAL 7021
	Light Grey RAL 7044 Light Grey RAL 7044 Gris Pale RAL 7044		Gold Gold Gold

* Led colour

- 4000K
- 3000K, lm -5%
- 2700K, lm -5%

Completa il codice sostituendo al quadrato rosso la lettera o il numero corrispondente alla temperatura colore scelta.

Complete the code by replacing the red box with the letter or number corresponding to the selected colour temperature.

Compléter le code en remplaçant le carré rouge par la lettre ou le numéro correspondant à la sélection de température couleur.

Alimentazione diretta

Integral ballast
Alimentation intégrée

- 220-240 V**

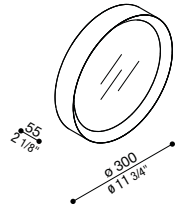
Flo

Flo T 300

NEW

DIFF.
OPAL.

POSITION



IP 20 IK 06 1J xx3 C€

LED	W	LM	REAL LM	COL.	CODE *	* LED COLOUR
A++	30	2800	2136	⊕ 220-240 V	LL134016	[N] 4000K [3] 3000K, lm -5% [2] 2700K, lm -5%
					LL134017	
					LL134018	
					LL134019	
A++	30	2800	2136	⊕ 220-240 V DALI	LM134016	
					LM134017	
					LM134018	
					LM134019	
A++	30	2800	2136	⊕ 220-240 V 1-10V PUSH	LD134016	
					LD134017	
					LD134018	
					LD134019	
A++	30	2800	2136	⊕ 220-240 V	LE134016	
					LE134017	
					LE134018	
					LE134019	

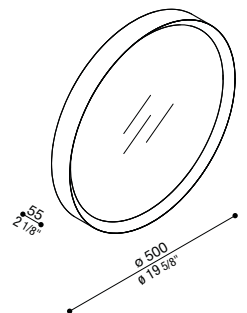


Flo T 500

NEW

DIFF.
OPAL.

POSITION



IP 20 IK 06 1J xx3 C€

LED	W	LM	REAL LM	COL.	CODE *	* LED COLOUR
A++	45	4200	3517	⊕ 220-240 V	LL134020	[N] 4000K [3] 3000K, lm -5% [2] 2700K, lm -5%
					LL134021	
					LL134022	
					LL134023	
A++	45	4200	3517	⊕ 220-240 V 1-10V PUSH DALI	LD134020	
					LD134021	
					LD134022	
					LD134023	
A++	45	4200	3517	⊕ 220-240 V	LE134020	
					LE134021	
					LE134022	
					LE134023	



Finishing

	Bianco RAL 9003 White RAL 9003 Blanc RAL 9003		Dark Grey RAL 7021 Dark Grey RAL 7021 Gris Foncé RAL 7021
	Light Grey RAL 7044 Light Grey RAL 7044 Gris Pale RAL 7044		Gold Gold Gold

* Led colour

- [N] 4000K
- [3] 3000K, lm -5%
- [2] 2700K, lm -5%

Completa il codice sostituendo al quadrato rosso la lettera o il numero corrispondente alla temperatura colore scelta.

Complete the code by replacing the red box with the letter or number corresponding to the selected colour temperature.

Compléter le code en remplaçant le carré rouge par la lettre ou le numéro correspondant à la sélection de température couleur.

Alimentazione diretta

Integral ballast
Alimentation intégrée

⊕ 220-240 V



Flo





Versioni disponibili.
Available versions.
Versions disponibles.

Flo



FLO Q150




FLO R



FLOT 300



FLOT 500



FLOT 500

Flo



FLO Q 300



FLO Q 500



FLO Q 300

Flo





Kobo 110

Design
Giancarlo Alci



LED



indoor



outdoor

ACCESSORI

Accessories / Accessoires

Pag. 73



Adatto anche ad uso esterno.

Base in policarbonato ottenuta da stampaggio ad iniezione proprio. Diffusore in Policarbonato tripla stabilizzazione ai raggi UV, ad alto spessore, ottenuto da stampaggio ad iniezione proprio.

Guarnizioni in silicone per il mantenimento del grado IP66.

Apparecchio inaccessibile fornito con 0,15 m di cavo di alimentazione H05RN-F pre – cablato.

Bulloneria in acciaio inox A4.

LED 4000K (N), 3000K (3) o 2700K (2). LED a tensione di rete. Nessun rischio fotobiologico, RG0 gruppo di rischio esente (EN62471).

ENG Suitable for indoor and outdoor use. Polycarbonate base, injection moulded in-house. Very thick polycarbonate diffuser with triple UV stabilisation, injection moulded in-house.

Silicone gaskets to maintain IP66 rating. Inaccessible device, provided with 0.15 m of prewired power cable H05RN-F. A4 stainless steel screws. **LED 4000K (N), 3000K (3) or 2700K (2). LED AC direct. No risk of photobiological damage, RG0 group (EN62471).**

FRA Également adapté pour l'usage à l'extérieur. Base en polycarbonate, s'obtient du moulage à injection propre. Diffuseur en Polycarbonate triple stabilisation aux rayons UV, très épais, s'obtient du moulage à injection propre. Joints en silicone pour maintenir le degré IP66. Appareil fourni avec 0.15 m de câble d'alimentation H05RN-F-pré-câblé. Visserie en acier inox type A4.

LED 4000K (N), 3000K (3) ou 2700K (2) (blanche chaud). LED Direct 220-240V. Pas de risque photobiologique, RG0 groupe (EN62471).

Kobo 110



Kobo 110 BK



IP66
Outdoor e
waterproof



Kobo 110 Code



PRE-CABLATO

Prewired
Pré-cablé



Anni di garanzia
sul circuito LED

Kobo 110



1 KOBO 110 POLIGLASS
+ BOX DERIVAZIONE
KOBO

2 KOBO 110 BK

3 KOBO 110
SEMI-
TRASPARENTE



4 KOBO 110 CODE

5 KOBO 110 BK
+ CASSETTA
DERIVAZIONE STAGNA
100x100x50

Kobo 110

Kobo 110		DIFF. POLIGLASS		DIFF. SEMITRASP.		POSITION		
IP 66 IK 08 5J xx7 CE								
LED	W	LM	REAL LM	COL.	CODE *	CODE *	* LED COLOUR	
A++	8	1000	570-700	220-240 V	LL130000	LL130001	4000K 3000K, lm -5% 2700K, lm -5%	

Kobo 110 BK		DIFF. SEMITRASP.		POSITION			
IP 66 IK 08 5J xx7 CE							
LED	W	LM	REAL LM	COL.	CODE *	* LED COLOUR	
A++	8	1000	130	220-240 V	LL130002	4000K 3000K, lm -5% 2700K, lm -5%	

Diffusore Fumè.

Diffuser Fumè.

Diffuseur Fumè.

Kobo 110 Code		DIFF. POLIGLASS		POSITION			
IP 66 IK 08 5J xx7 CE							
LED	W	LM	REAL LM	COL.	CODE *	* LED COLOUR	
A++	8	1000		LL130004 LL130005 LL130006 LL130007 LL130008	4000K 3000K, lm -5% 2700K, lm -5%		

Versione speciale con cover personalizzata in PMMA.
SPECIFICARE IN FASE D'ORDINE LA PERSONALIZZAZIONE RICHIESTA.

Special version with decorative cover moulded in PMMA.
SPECIFY THE CUSTOMIZATION REQUIRED WHEN ORDERING.

Version spéciale avec Couverture décorative moulée en PMMA
SPECIFIER LA PERSONNALISATION DÉSIRÉE AU MOMENT DE LA COMMANDE.

Finishing

	Nero da stampaggio Black Noir moulé		Corten Corten Corten
	Grigio High Tech RAL 9006 Grey High Tech RAL 9006 Gris High Tech RAL 9006		Rame verniciato Copper Cuivre peint
	Grigio antracite RAL 7021 Grey anthracite RAL 7021 Gris anthracite RAL 7021		

* Led colour

	4000K
	3000K, lm -5%
	2700K, lm -5%

Completa il codice sostituendo al quadrato rosso la lettera o il numero corrispondente alla temperatura colore scelta.

Complete the code by replacing the red box with the letter or number corresponding to the selected colour temperature.

Compléter le code en remplaçant le carré rouge par la lettre ou le numéro correspondant à la sélection de température couleur.

Alimentazione diretta

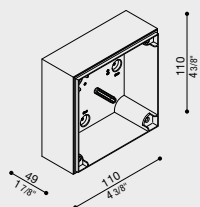
Integral ballast
Alimentation intégrée

220-240 V



ACCESSORI
Accessories / Accessoires

Box derivazione Kobo



Box di derivazione per montaggio a parete (non per incasso).
Predisposto per installazione su scatole standard 502 e 503.
Corpo in policarbonato completo di dima di foratura per ingresso tubo standard \varnothing 16-20 mm.

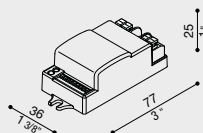
Junction box Kobo
Junction box for wall mounting (not recess).
Suitable for installation on standard boxes 502 and 503.
Polycarbonate body complete with drilling template for standard tube \varnothing 16-20 mm.

Boîte de dérivation Kobo
Boîte de dérivation pour montage en saïlle (pas à encastrer).
Convient pour l'installation sur des boîtes standards 502 et 503.
Corps en polycarbonate complet avec gabarit de perçage pour entrée de tube standard \varnothing 16-20 mm.

COL.	CODE
	LB1300001
	LB1300002
	LB1300003
	LB1300004
	LB1300005

Sensore di Movimento

Utilizzo in remoto
For remote use
Utilisation à distance



Kit di montaggio per sensore di movimento crepuscolare.

Motion sensor
Mounting kit for motion sensor.

Détecteur de présence
Kit de montage pour détecteur de mouvement crépusculaire.

COL.	CODE
	LB11295

Morsettiere
Terminal blocks



Scaricatori SPD
Surge protector devices

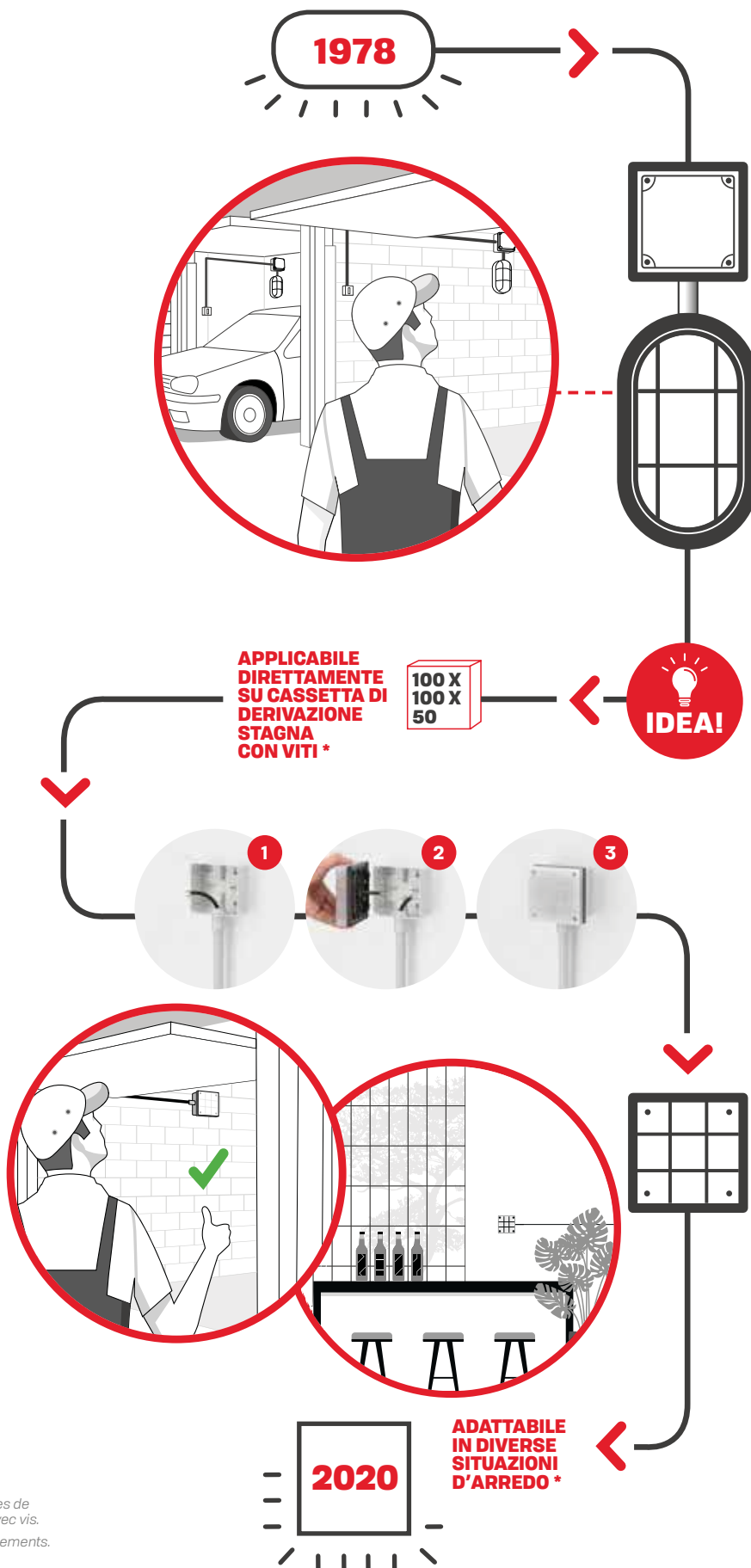


Pag. 420



Box disponibile in diverse colorazioni.
Box available in different colours.
Box disponible en différentes couleurs.

Kobo 110



* Suitable for standard 100x100x50 junction boxes with screws.
Suitable for several settings.



* Adaptable directement sur les boîtes de dérivation étanches 100x100x50 avec vis.
Adaptable dans différents environnements.



Guarnizione per il mantenimento del grado di protezione dell'impianto.

Gasket that maintains the protection degree of the installation.

Joint d'étanchéité pour maintenir le degré de protection du circuit.



Kobo 110





Kobo 110 Code



Kobo 110



Kobo 110 BK



LED



indoor



outdoor

ACCESSORI

Accessories / Accessoires

Pag. 84



Adatto per l'installazione a terra e parete.

Corpo e palo in alluminio anodizzato EN-6026; elevata resistenza all'ossidazione grazie al trattamento di anodizzazione. Diffusore in policarbonato ottico con finitura PoliGLASS, tramite stampaggio ad iniezione. Guarnizioni in silicone.

PIK: Apparecchio inaccessibile, fornito con 2m di cavo di alimentazione H05RN-F pre-cablato.

PIK WALL: Apparecchio inaccessibile, fornito con 0,2m di cavo di alimentazione H05RN-F pre-cablato.

Bulloneria in acciaio inox A4. Disponibile versione LED a tensione di rete. Disponibile versione 24V.

LED 4000K (N), 3000K (3) o 2700K (2). LED a tensione di rete. Nessun rischio fotobiologico; RG0 gruppo di rischio esente (EN62471).

ENG Suitable for floor and wall installation. Body and pole in EN-6026 anodized aluminium; high resistance to oxidation thanks to the anodizing treatment. Optical polycarbonate diffuser with PoliGLASS finish, obtained by injection moulding. Silicone gaskets.

PIK: inaccessible fixture, supplied with 2m of pre-wired H05RN-F power cable.

PIK WALL: inaccessible fixture, supplied with 0,2m of pre-wired H05RN-F power cable. Stainless steel A4 bolts. Available LED AC direct.

Available 24V version.

LED 4000K (N), 3000K (3) or 2700K (2). LED AC Direct. No risk of photobiological damage; RG0 risk group (EN62471).

FRA Convient pour une installation au sol et en saillie.

Corps et poteau en aluminium anodisé EN-6026; haute résistance à l'oxydation grâce au traitement d'anodisation.

Diffuseur en polycarbonate optique avec finition PoliGLASS, obtenu au moyen d'un moulage à injection. Joints en silicone.

PIK: Appareil câblé en usine, fourni précâblé avec 2 m de câble d'alimentation H05RN-F.

PIK WALL: Appareil câblé en usine, fourni précâblé avec 0,2 m de câble d'alimentation H05RN-F. Visserie en acier inox type A4. Disponible en LED AC direct 220-240V. Disponible en version 24V.

LED 4000K (N), 3000K (3) ou 2700K (2). Led direct 220-240V. Pas de risque photobiologique; RG0 groupe (EN62471).

Pik 80 H 250



Pik 80 H 500



Pik 160 H 250



Pik 160 H 500



Pik 80 Wall



Pik 160 Wall



IP65
Outdoor e
waterproof



ANODIZZAZIONE

Anodization



PRE-CABLATO

Prewired
Pré-cablé



Anni di garanzia
sul circuito LED

Pik




1

2

1 PIK 160 H 500

2 PIK 80 H 500



3 PIK 160 H 250

4 PIK 80 H 250

5 PIK WALL

Pik 80 H 250

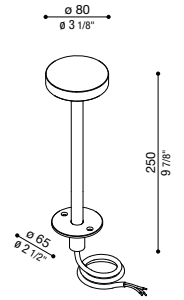
NEW

DIFF. POLIGLASS

POSITION

IP 65 IK 08 5J xx7 CE

LED	W	LM	REAL LM	COL.	CODE *	* LED COLOUR
A++	4,5	520	245	⊕	LL135000□	N 4000K 3 3000K, lm -5% 2 2700K, lm -5%
				⊕	LL135001□	
				⊕	LL135002□	
A++	4,5	520	245	⊕	LL135003□	
	24V			⊕	LT135000□	
				⊕	LT135001□	
				⊕	LT135002□	
				⊕	LT135003□	



Pik 80 H 500

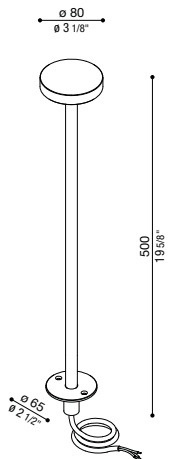
NEW

DIFF. POLIGLASS

POSITION

IP 65 IK 08 5J xx7 CE

LED	W	LM	REAL LM	COL.	CODE *	* LED COLOUR
A++	4,5	520	245	⊕	LL135004□	N 4000K 3 3000K, lm -5% 2 2700K, lm -5%
				⊕	LL135005□	
				⊕	LL135006□	
A++	4,5	520	245	⊕	LL135007□	
	24V			⊕	LT135004□	
				⊕	LT135005□	
				⊕	LT135006□	
				⊕	LT135007□	



Pik 160 H 250

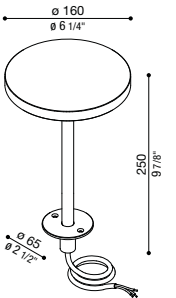
NEW

DIFF. POLIGLASS

POSITION

IP 65 IK 08 5J xx7 CE

LED	W	LM	REAL LM	COL.	CODE *	* LED COLOUR
A++	9	1035	780	⊕	LL135100□	N 4000K 3 3000K, lm -5% 2 2700K, lm -5%
				⊕	LL135101□	
				⊕	LL135102□	
A++	9	1035	780	⊕	LL135103□	
	24V			⊕	LT135100□	
				⊕	LT135101□	
				⊕	LT135102□	
				⊕	LT135103□	





Pik 160 H 500 NEW

DIFF. POLIGLASS POSITION

IP 65 IK 08 5J xx7 CE

LED	W	LM	REAL LM	COL.	CODE *	* LED COLOUR
A++	9	1035	780		LL135104□ LL135105□ LL135106□ LL135107□	N 4000K 3 3000K, lm -5% 2 2700K, lm -5%
A++	9 24V	1035 780	780		LT135104□ LT135105□ LT135106□ LT135107□	

Pik 80 Wall NEW

DIFF. POLIGLASS POSITION

IP 65 IK 08 5J xx7 CE

LED	W	LM	REAL LM	COL.	CODE *	* LED COLOUR
A++	4,5	520	245		LL135016□ LL135017□ LL135018□ LL135019□	N 4000K 3 3000K, lm -5% 2 2700K, lm -5%

Fornito con rosone per il fissaggio.
Compreso di connettori gel rapidi IP68 per il cablaggio.

Supplied with mounting base.
Including quick gel connectors IP68 for wiring.

Livré avec support de fixation.
Compris des connecteurs gel rapides IP 68 pour le câblage.

Pik 160 Wall NEW

DIFF. POLIGLASS POSITION

IP 65 IK 08 5J xx7 CE

LED	W	LM	REAL LM	COL.	CODE *	* LED COLOUR
A++	9	1035	780		LL135116□ LL135117□ LL135118□ LL135119□	N 4000K 3 3000K, lm -5% 2 2700K, lm -5%

Fornito con rosone per il fissaggio.
Compreso di connettori gel rapidi IP 68 per il cablaggio.

Supplied with mounting base.
Including quick gel connectors IP 68 for wiring.

Livré avec support de fixation.
Compris des connecteurs gel rapides IP68 pour le câblage.

Finishing

	Alluminio Anodizzato Grigio Grey Anodized Aluminum Aluminium anodisé Gris		Alluminio Anodizzato Verde Green Anodized Aluminum Aluminium anodisé Vert
	Alluminio Anodizzato Nero Black Anodized Aluminum Aluminium anodisé Noir		Alluminio Anodizzato Marrone Brown Anodized Aluminum Aluminium anodisé Marron

*** Led colour**

- N 4000K
- 3 3000K, lm -5%
- 2 2700K, lm -5%

Completa il codice sostituendo al quadrato rosso la lettera o il numero corrispondente alla temperatura colore scelta.

Complete the code by replacing the red box with the letter or number corresponding to the selected colour temperature.

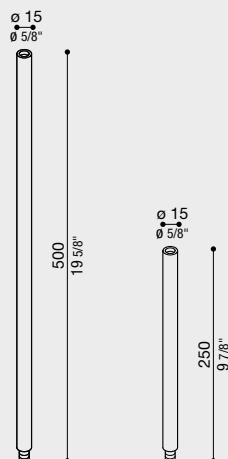
Compléter le code en remplaçant le carré rouge par la lettre ou le numéro correspondant à la sélection de température couleur.

Alimentazione diretta
Integral ballast
Alimentation intégrée

220-240 V

Senza alimentazione diretta
No Integral ballast
Sans alimentation intégrée

Braccetto Pik



Possibilità di installazione Pik su braccetto altezza: 250 mm e 500 mm. Palo in estruso di alluminio. Elevata resistenza all'ossidazione grazie al trattamento di anodizzazione. Altezza massima 1500 mm.

Bracket Pik

For Pik installation on bracket, height: 250 mm and 500 mm. Designed for ground installation. Post made of extruded aluminum. Highly resistant to oxidation due to the anodizing treatment. Maximum height 1500mm.

Bras Pik

Possibilità d'installazione Pik sur bras, hauteur: 250 mm – 500 mm. Prévu pour installation au sol. Poteau en aluminium extrudé. Excellente résistance à l'oxydation grâce au traitement d'anodisation. Hauteur maximum 1500mm.

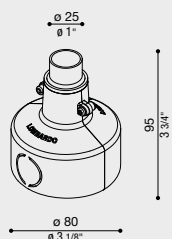
Braccetto Pik H 250 - Bracket Pik - Bras Pik

COL.	CODE
	LB1350001
	LB1350002
	LB1350003
	LB1350004

Braccetto Pik H 500 - Bracket Pik - Bras Pik

COL.	CODE
	LB1350005
	LB1350006
	LB1350007
	LB1350008

Armatura da incasso CNC25



Armatura da incasso in termoplastico.

Thermoplastic recess box CNC25
Thermoplastic recess box.

Armature à encastrer CNC25
Armature à encastrer en matériau thermoplastique.

COL.	CODE
	LB1190001

Cavo H05RN-F CNC 3x1



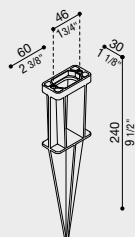
Cavo H05RN-F in Neoprene, sezione 3x1. Adatto ad uso esterno.

Cable type H05RN-F 3x1
Cable type H05RN-F in Neoprene, section 3X1. Suitable for outdoor use.

Câble H05RN-F 3x1
Câble H05RN-F en Néoprène, section 3X1. Également adapté à l'usage à l'extérieur.

5 m	10 m	15 m	20 m
CODE	CODE	CODE	CODE
LB1070054	LB1070055	LB1070056	LB1070057

Accessorio giardino



Accessorio da giardino realizzato in materiale termoplastico. Adatto per uso esterno, idoneo per installazione a terra.

Garden accessory
Thermoplastic garden accessory. Suitable for outdoor use and ground application.

Accessoire de jardin
Accessoire de jardin en matériau thermoplastique. Également adapté à l'usage à l'extérieur. Convient pour une utilisation au sol.



COL.	CODE
	LB1150035



Montaggio con
accessorio da giardino.
*Installation with
garden accessory.*
*Installation avec
accessoire de jardin.*



Montaggio con Armatura
da incasso CNC25.
*Installation with recess
box CNC25.*
*Installation avec boîte
d'encastrement CNC25.*



Differenti combinazioni disponibili.
Altezza massima 1500 mm.
Different combinations available.
Maximum height 1500mm.
Différentes combinaisons.
Hauteur maximum 1500mm.




Pik





Pik 80
Pik 160

Pik





Pik 80



Pik 80 wall



Pik 160 wall

Tok

Design
Lombardo design department



Adatto anche ad uso esterno. Corpo e testa in alluminio; elevata resistenza all'ossidazione grazie al trattamento di cataforesi, e alla verniciatura con resine poliestere stabilizzata ai raggi UV. Completo di staffa di fissaggio in tecnopolimero. Predisposto per installazione rapida su palo Ø 60 standard. Tirafondi e minuteria per ancoraggio del palo al terreno incluso. Diffusore in PMMA trasparente antigraffio stabilizzato ai raggi UV. Bulloneria in acciaio A4 con rivestimento in materiale termoplastico. Fornito con 1m di cavo H05RN-F pre-cablato.

LED 4000K (N), 3000K (3) o 2700K (2). Alimentazione diretta 220 - 240V. Nessun rischio fotobiologico, RG0 gruppo di rischio esente (EN62471).

ENG Also suitable for outdoor use.

Aluminum body and top; highly resistant to oxidation thanks to cathoresis treatment and to the UV stabilized polyester resin painting. Equipped with thermoplastic fixing bracket. Fitted for quick installation on standard Ø 60 post. Fixing bolts and small metal parts to secure the base to the ground. Diffuser made of transparent scratch-resistant UV stabilized PMMA. A4 stainless steel bolts with thermoplastic coating. Provided with 1m of prewired cable H05RN-F.

LED 4000K (N), 3000K (3) or 2700K (2). Integrated driver 220-240V. No risk of photobiological damage, RG0 group (EN62471).

FRA Également adapté à l'usage à l'extérieur.

Corps et couverture en aluminium; haute résistance à l'oxydation grâce au traitement de cataphorèse et vernissage avec des résines polyester stabilisées aux UV. Fourni avec étrier de fixation en technopolymère. Prêdisposé pour l'installation rapide sur poteaux standards Ø 60. Tire-fond et visserie pour l'ancrage du poteaux au sol. Diffuseur réalisé en PMMA transparent et anti-rayures. Visserie en acier inox type A4. Fourni avec 1 m de câble d'alimentation H05RN-F précablé.

LED 4000K (N), 3000K (3) ou 2700K (2) (blanche chaud). Alimentation intégrée 220-240. Pas de risque photobiologique, RG0 groupe (EN62471).



IP66
Outdoor e
waterproof



220-240 V
Alimentazione
diretta

Integral ballast
Alimentation intégrée



CATAFORESI
Cataphoresis
Cataphorèse




PRE-CABLATO
Prewired
Pré-cablé



5
Anni di garanzia
sul circuito LED



Tok H150



Tok H400



Tok H700



TOK H1000



Tok C H150



Tok C H400




Tok C H700



TOK C H1000



TOK Q H150



TOK Q H400



TOK Q H700



TOK Q H1000



TOK QL H150



TOK QL H400




TOK QL H700



TOK QL H1000



TOK Q2L H150



TOK Q2L H400



TOK Q2L H700



TOK Q2L H1000



Tok

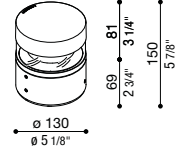
Tok H150



360°

DIFF.
TRASP.

POSITION



IP 66 IK 10 20J xx9 CE

LED	W	LM	REAL LM	COL.	CODE *	* LED COLOUR
A++					LL128024□	N 4000K
	14	1860	650	⊕ 220-240 V	LL128003□	3 3000K, lm -5%
					LL128004□	2 2700K, lm -5%
					LL128005□	

Emissione luminosa 360°.

Light beam 360°.

Angle d'éclairage 360°.



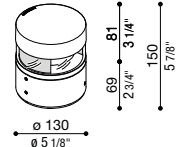
Tok C H150



180°

DIFF.
TRASP.

POSITION



IP 66 IK 10 20J xx9 CE

LED	W	LM	REAL LM	COL.	CODE *	* LED COLOUR
A++					LL128023□	N 4000K
	8	930	200	⊕ 220-240 V	LL128000□	3 3000K, lm -5%
					LL128001□	2 2700K, lm -5%
					LL128002□	

Emissione luminosa 180°.

Light beam 180°.

Angle d'éclairage 180°.



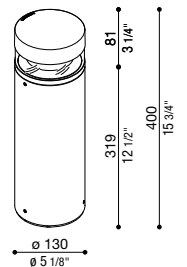
Tok H400



360°

DIFF.
TRASP.

POSITION



IP 66 IK 10 20J xx9 CE

LED	W	LM	REAL LM	COL.	CODE *	* LED COLOUR
A++					LL128032□	N 4000K
	14	1860	650	⊕ 220-240 V	LL128009□	3 3000K, lm -5%
					LL128010□	2 2700K, lm -5%
					LL128011□	

Emissione luminosa 360°.

Light beam 360°.

Angle d'éclairage 360°.





Tok C H400		<p>180°</p>	DIFF. TRASP.	POSITION		
IP 66 IK 10 20J xx9 CE						
LED	W	LM	REAL LM	COL.	CODE *	* LED COLOUR
A++	8	930	200		LL128033 LL128006 LL128007 LL128008	N 4000K 3 3000K, lm -5% 2 2700K, lm -5%

Emissione luminosa 180°.

Light beam 180°.

Angle d'éclairage 180°.

Tok H700		<p>360°</p>	DIFF. TRASP.	POSITION		
IP 66 IK 10 20J xx9 CE						
LED	W	LM	REAL LM	COL.	CODE *	* LED COLOUR
A++	14	1860	650		LL128018 LL128015 LL128016 LL128017	N 4000K 3 3000K, lm -5% 2 2700K, lm -5%

Emissione luminosa 360°.

Light beam 360°.

Angle d'éclairage 360°.

Tok C H700		<p>180°</p>	DIFF. TRASP.	POSITION		
IP 66 IK 10 20J xx9 CE						
LED	W	LM	REAL LM	COL.	CODE *	* LED COLOUR
A++	8	930	200		LL128020 LL128012 LL128013 LL128014	N 4000K 3 3000K, lm -5% 2 2700K, lm -5%

Emissione luminosa 180°.

Light beam 180°.

Angle d'éclairage 180°.

Finishing

	Bianco RAL 9010 White RAL 9010 Blanc RAL 9010		Grigio antracite RAL 7021 Grey anthracite RAL 7021 Gris anthracite RAL 7021
	Grigio High Tech RAL 9006 Grey High Tech RAL 9006 Gris High Tech RAL 9006		Corten Corten Corten

- * Led colour**
- 4000K
 - 3000K, lm -5%
 - 2700K, lm -5%

Completa il codice sostituendo al quadrato rosso la lettera o il numero corrispondente alla temperatura colore scelta.

Complete the code by replacing the red box with the letter or number corresponding to the selected colour temperature.

Compléter le code en remplaçant le carré rouge par la lettre ou le numéro correspondant à la sélection de température couleur.

Alimentazione diretta
Integral ballast
Alimentation intégrée


220-240 V

TOK H1000



DIFF. TRASP.

POSITION



IP66 IK 10 20J xx9 CE

LED	W	LM	REAL LM	COL.	CODE *	* LED COLOUR
A++	14	1860	650	220-240 V	LL128051 <input type="checkbox"/>	<input type="checkbox"/> 4000K
					LL128052 <input type="checkbox"/>	<input type="checkbox"/> 3000K, lm -5%
					LL128053 <input type="checkbox"/>	<input type="checkbox"/> 2700K, lm -5%
					LL128054 <input type="checkbox"/>	

Emissione luminosa 360°.

Light beam 360°.


Angle d'éclairage 360°.

TOK C H1000



DIFF. TRASP.

POSITION



IP66 IK 10 20J xx9 CE

LED	W	LM	REAL LM	COL.	CODE *	* LED COLOUR
A++	8	930	200	220-240 V	LL128047 <input type="checkbox"/>	<input type="checkbox"/> 4000K
					LL128048 <input type="checkbox"/>	<input type="checkbox"/> 3000K, lm -5%
					LL128049 <input type="checkbox"/>	<input type="checkbox"/> 2700K, lm -5%
					LL128050 <input type="checkbox"/>	

Emissione luminosa 180°.

Light beam 180°.

Angle d'éclairage 180°.



TOK Q H150

NEW

DIFF. TRASP.

POSITION

IP66 IK 10 20J xx9 CE

LED	W	LM	REAL LM	COL.	CODE *	* LED COLOUR
A++	14	1920	630		LL12810W□	N 4000K
					LL12810G□	3 3000K, lm -5%
					LL12810E□	2 2700K, lm -5%
					LL12810K□	

220-240 V

Emissione luminosa 360°.

Light beam 360°.

Angle d'éclairage 360°.

TOK QL H150

NEW

DIFF. TRASP.

POSITION

IP66 IK 10 20J xx9 CE

LED	W	LM	REAL LM	COL.	CODE *	* LED COLOUR
A++	5	480	140		LL12811W□	N 4000K
					LL12811G□	3 3000K, lm -5%
					LL12811E□	2 2700K, lm -5%
					LL12811K□	

220-240 V

Versione Monoemissione.

Unidirectional version.

Version unidirectionnelle.

TOK Q2L H150

NEW

DIFF. TRASP.

POSITION

IP66 IK 10 20J xx9 CE

LED	W	LM	REAL LM	COL.	CODE *	* LED COLOUR
A++	8	960	180		LL12812W□	N 4000K
					LL12812G□	3 3000K, lm -5%
					LL12812E□	2 2700K, lm -5%
					LL12812K□	

220-240 V

Versione Biemissione.

Bidirectional version.

Version bidirectionnelle.

Finishing

	Bianco RAL 9010 White RAL 9010 Blanc RAL 9010		Grigio antracite RAL 7021 Grey anthracite RAL 7021 Gris anthracite RAL 7021
	Grigio High Tech RAL 9006 Grey High Tech RAL 9006 Gris High Tech RAL 9006		Corten Corten Corten

*** Led colour**

- N 4000K
- 3 3000K, lm -5%
- 2 2700K, lm -5%

Completa il codice sostituendo al quadrato rosso la lettera o il numero corrispondente alla temperatura colore scelta.

Complete the code by replacing the red box with the letter or number corresponding to the selected colour temperature.

Compléter le code en remplaçant le carré rouge par la lettre ou le numéro correspondant à la sélection de température couleur.

Alimentazione diretta
Integral ballast
Alimentation intégrée
220-240 V

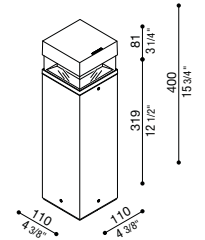
Tok

TOK Q H400



DIFF.
TRASP.

POSITION



IP66 IK 10 20J xx9 CE

LED	W	LM	REAL LM	COL.	CODE *	* LED COLOUR
A++					LL12813W□	N 4000K
	14	1920	630	⊕ 220-240 V	LL12813G□	3 3000K, lm -5%
					LL12813E□	2 2700K, lm -5%
					LL12813K□	

Emissione luminosa 360°.

Light beam 360°.

Angle d'éclairage 360°.

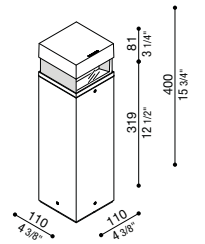


TOK QL H400



DIFF.
TRASP.

POSITION



IP66 IK 10 20J xx9 CE

LED	W	LM	REAL LM	COL.	CODE *	* LED COLOUR
A++					LL12814W□	N 4000K
	5	480	140	⊕ 220-240 V	LL12814G□	3 3000K, lm -5%
					LL12814E□	2 2700K, lm -5%
					LL12814K□	

Versione Monoemissione.

Unidirectional version.

Version unidirectionnelle.

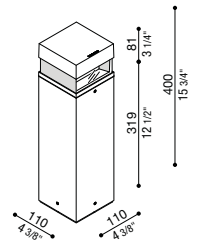


TOK Q2L H400



DIFF.
TRASP.

POSITION



IP66 IK 10 20J xx9 CE

LED	W	LM	REAL LM	COL.	CODE *	* LED COLOUR
A++					LL12815W□	N 4000K
	8	960	180	⊕ 220-240 V	LL12815G□	3 3000K, lm -5%
					LL12815E□	2 2700K, lm -5%
					LL12815K□	

Versione Biemissione.

Bidirectional version.

Version bidirectionnelle.



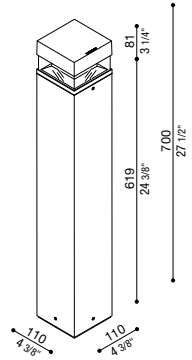


TOK Q H700



DIFF. TRASP.

POSITION



IP 66 IK 10 20J xx9 CE

LED	W	LM	REAL LM	COL.	CODE *	* LED COLOUR
A++	14	1920	630	⊕	LL12816W□	N 4000K
				⊕	LL12816G□	3 3000K, lm -5%
				⊕	LL12816E□	2 2700K, lm -5%
				⊕	LL12816K□	

Emissione luminosa 360°.

Light beam 360°.

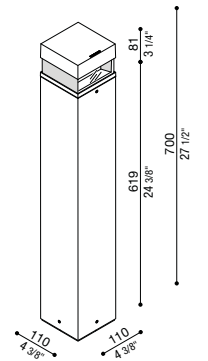
Angle d'éclairage 360°.

TOK QL H700



DIFF. TRASP.

POSITION



IP 66 IK 10 20J xx9 CE

LED	W	LM	REAL LM	COL.	CODE *	* LED COLOUR
A++	5	480	140	⊕	LL12817W□	N 4000K
				⊕	LL12817G□	3 3000K, lm -5%
				⊕	LL12817E□	2 2700K, lm -5%
				⊕	LL12817K□	

Versione Monoemissione.

Unidirectional version.

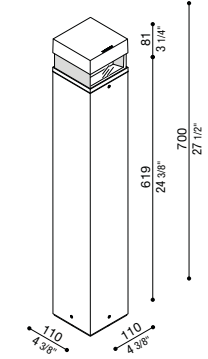

Version unidirectionnelle.

TOK Q2L H700



DIFF. TRASP.

POSITION



IP 66 IK 10 20J xx9 CE

LED	W	LM	REAL LM	COL.	CODE *	* LED COLOUR
A++	8	960	180	⊕	LL12818W□	N 4000K
				⊕	LL12818G□	3 3000K, lm -5%
				⊕	LL12818E□	2 2700K, lm -5%
				⊕	LL12818K□	

Versione Biemissione.

Bidirectional version.

Version bidirectionnelle.

Finishing

□ Bianco RAL 9010 White RAL 9010 Blanc RAL 9010	□ Grigio antracite RAL 7021 Grey anthracite RAL 7021 Gris anthracite RAL 7021
□ Grigio High Tech RAL 9006 Grey High Tech RAL 9006 Gris High Tech RAL 9006	□ Corten Corten Corten

* Led colour

- N 4000K
- 3 3000K, lm -5%
- 2 2700K, lm -5%

Completa il codice sostituendo al quadrato rosso la lettera o il numero corrispondente alla temperatura colore scelta.

Complete the code by replacing the red box with the letter or number corresponding to the selected colour temperature.

Compléter le code en remplaçant le carré rouge par la lettre ou le numéro correspondant à la sélection de température couleur.

Alimentazione diretta
Integral ballast
Alimentation intégrée

✓ 220-240 V

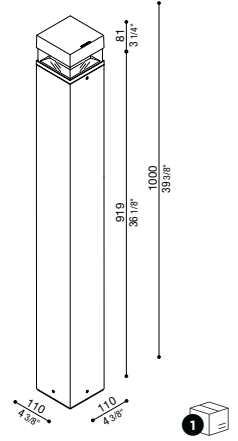
Tok

TOK Q H1000



DIFF.
TRASP.

POSITION



IP 66 IK 10 20J xx9 CE

LED	W	LM	REAL LM	COL.	CODE *	* LED COLOUR
A++					LL12819W□	N 4000K
	14	1920	630	⊕ ⊖ 220-240 V	LL12819G□	3 3000K, lm -5%
					LL12819E□	2 2700K, lm -5%
					LL12819K□	

Emissione luminosa 360°.

Light beam 360°.

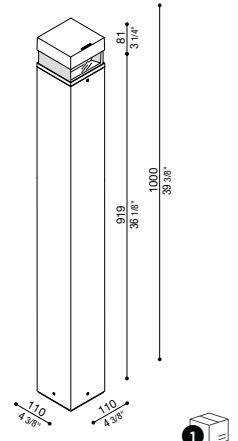

Angle d'éclairage 360°.

TOK QL H1000



DIFF.
TRASP.

POSITION



IP 66 IK 10 20J xx9 CE

LED	W	LM	REAL LM	COL.	CODE *	* LED COLOUR
A++					LL12820W□	N 4000K
	5	480	140	⊕ ⊖ 220-240 V	LL12820G□	3 3000K, lm -5%
					LL12820E□	2 2700K, lm -5%
					LL12820K□	

Versione Monoemissione.

Unidirectional version.

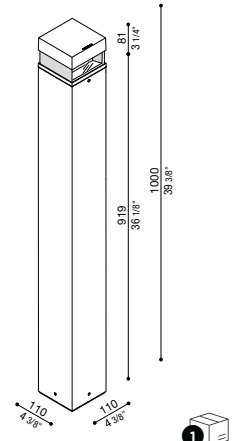
Version unidirectionnelle.

TOK Q2L H1000



DIFF.
TRASP.

POSITION



IP 66 IK 10 20J xx9 CE

LED	W	LM	REAL LM	COL.	CODE *	* LED COLOUR
A++					LL12821W□	N 4000K
	8	960	180	⊕ ⊖ 220-240 V	LL12821G□	3 3000K, lm -5%
					LL12821E□	2 2700K, lm -5%
					LL12821K□	

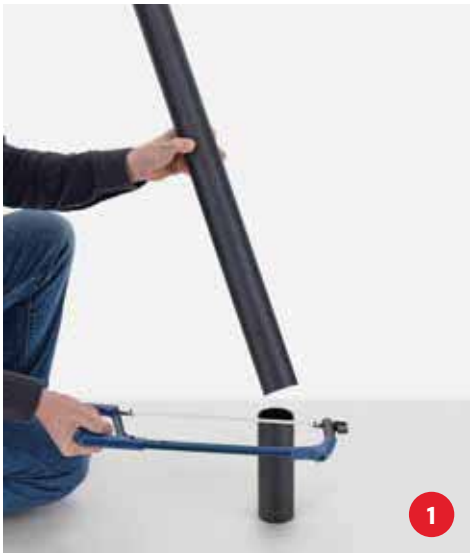
Versione Biemissione.

Bidirectional version.

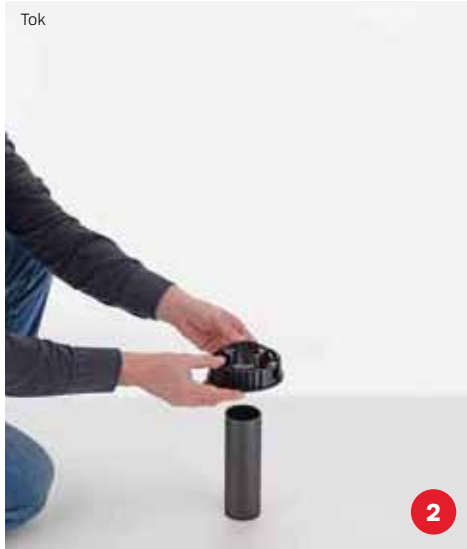
Version bidirectionnelle.



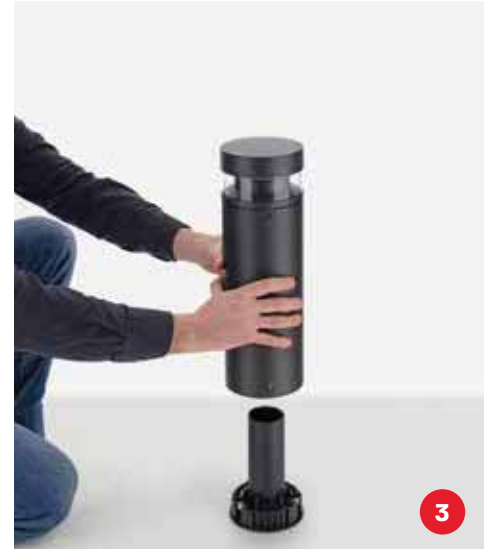
Predisposto per installazione su palo da Ø60 mm standard.
 Suitable for installation on standard post Ø60 mm.
 Prédéposé pour l'installation sur Poteau standard Ø60 mm.



1



2



3

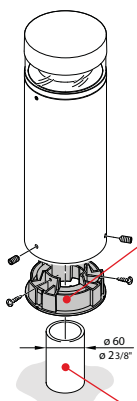


2



3

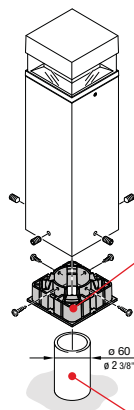
TOK



Base di fissaggio compresa.
 Fixing base included.
 Base de fixation incluse.

Palo da Ø60 mm standard
 Ø60 mm standard post.
 Standard Poteau Ø60 mm.

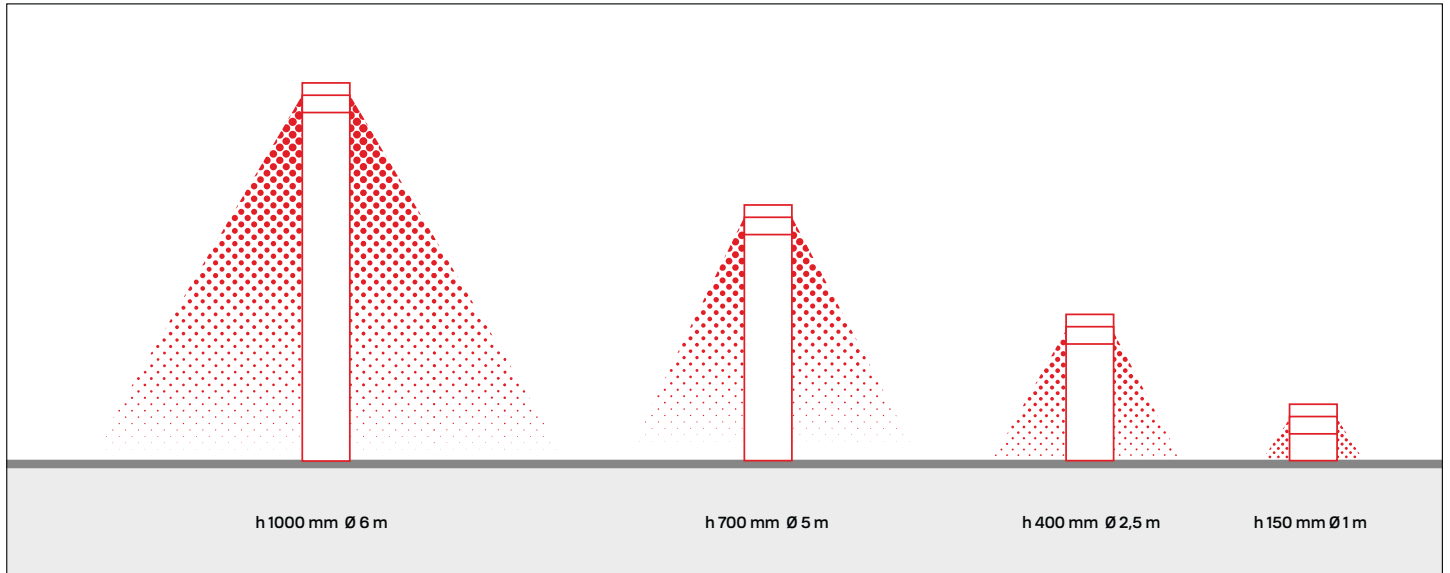
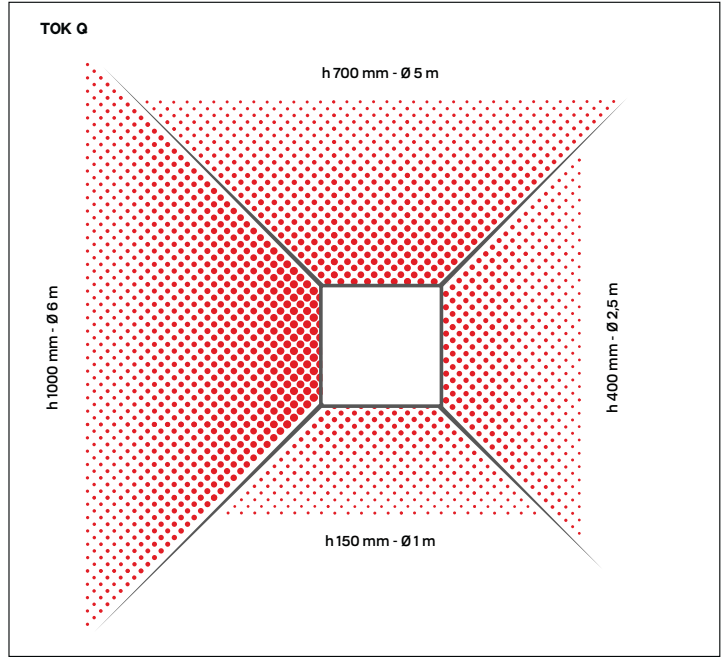
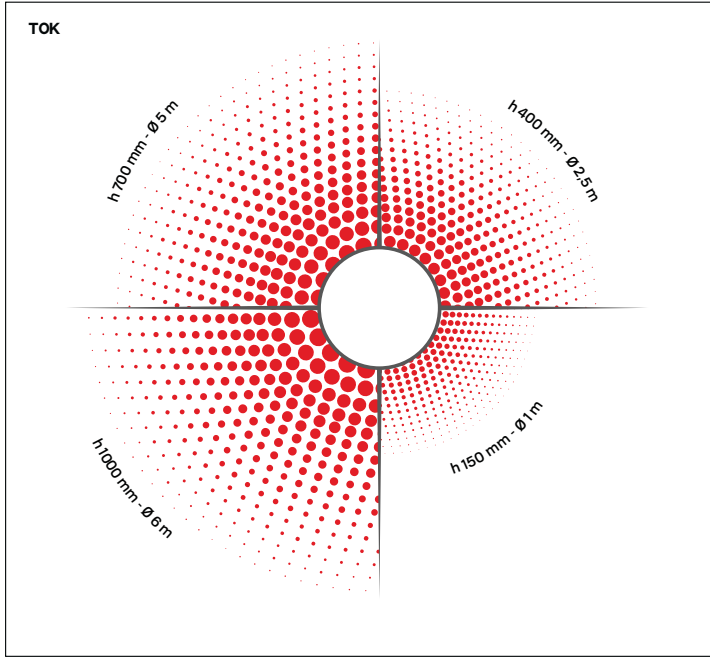
TOK Q



Base di fissaggio compresa.
 Fixing base included.
 Base de fixation incluse.

Palo da Ø60 mm standard
 Ø60 mm standard post.
 Standard Poteau Ø60 mm.

Tok



Scogliendo diverse altezze, varia l'area illuminata.

By choosing different heights, the lit area changes.

En choisissant des hauteurs différentes, la zone éclairée change.



Colori disponibili.
Available colours.
Couleurs disponibles.

H150

H400


H700

H1000



Tok





Tok h400

Tok



Tok Q h150



Tok Q h150



Tok Q h400



Tok Q h700

Flag

Design
Giancarlo Piretti



LED



outdoor

ACCESSORI

Accessories / Accessoires

Pag. 112



Corpo in alluminio pressofuso; elevata resistenza all'ossidazione grazie al trattamento di cataforesi e alla verniciatura con resine poliestere stabilizzata ai raggi UV. Diffusore in vetro temprato e serigrafato. Guarnizioni in silicone. Riflettore in alluminio anodizzato. Bulloneria in acciaio inox A4. Prodotto inaccessibile fornito con connettore rapido presa-spina IP68 con barriera anti condensa.

LED 4000K (N), 3000K (3) o 2700K (2). Nessun rischio fotobiologico, RGO gruppo di rischio esente (EN62471).

ENG Die-cast aluminium body; high resistance to oxidation thanks to cataphoresis treatment and UV-stabilised polyester resin coating. Screen-printed tempered glass diffuser. Silicone gaskets. Anodized aluminium reflector. A4 stainless steel nuts and bolts. Inaccessible device supplied with quick connector plug-socket IP68 with anti-condensation barrier.

LED 4000K (N), 3000K (3) or 2700K (2). No photobiological risk, RGO risk group (EN62471).

FRA Corps en aluminium inéjecté; haute résistance à l'oxydation grâce au traitement de cataphorèse et à la peinture avec des résines polyester stabilisées contre les rayons UV. Diffuseur en verre trempé et sérigraphié. Joints en silicone. Réflecteur en aluminium anodisé. Boulons A4 en acier inoxydable. Produit câblé en usine fourni avec un connecteur rapide fiche-douille IP68 avec barrière anti-condensation.

LED 4000K (N), 3000K (3) ou 2700K (2). Pas de risque photobiologique, groupe de risque RGO exempt (EN62471).

Flag 330



Flag 330 Post



Palo non incluso
Post not included
Poteau pas inclus



IP66
Outdoor e
waterproof



220-240 V
Alimentazione
diretta

Integral ballast
Alimentation intégrée

Flag 330 Reg



Flag 330 Zero




CATAFORESIS

Cataphoresis
Cataphorèse



Anni di garanzia
sul circuito LED

Flag



1

2

1 FLAG 330
+ PALO FLAG

2 FLAG 330 POST
+ PALO STILL



3

4

5

3 FLAG 330 REG

4 FLAG 330 ZERO

5 FLAG 330

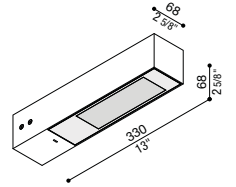
Flag

Flag 330



DIFF.
VETRO

POSITION



IP66 IK 07 2J xx5 CE

LED	W	LM	REAL LM	COL.	CODE **	* OPTIC	* LED COLOUR
A++	19	2850	Max1980	220-240 V	LL14000W□□ LL14000G□□ LL14000E□□ LL14000K□□	S Spot-25° W Wide A Asymm. D Diff.	N 4000K 3 3000K, Im -5% 2 2700K, Im -5%
A++	19	2850	Max1980	220-240 V DALI	LM14000W□□ LM14000G□□ LM14000E□□ LM14000K□□		
A++	19 24V	2850	Max1980		LT14000W□□ LT14000G□□ LT14000E□□ LT14000K□□		

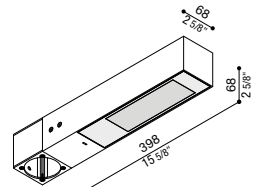


Flag 330 Post



DIFF.
VETRO

POSITION



IP66 IK 07 2J xx5 CE

LED	W	LM	REAL LM	COL.	CODE **	* OPTIC	* LED COLOUR
A++	19	2850	Max1980	220-240 V	LL14030W□□ LL14030G□□ LL14030E□□ LL14030K□□	S Spot-25° W Wide A Asymm. D Diff.	N 4000K 3 3000K, Im -5% 2 2700K, Im -5%
A++	19	2850	Max1980	220-240 V DALI	LM14030W□□ LM14030G□□ LM14030E□□ LM14030K□□		
A++	19 24V	2850	Max1980		LT14030W□□ LT14030G□□ LT14030E□□ LT14030K□□		



Fornito con adattatore per installazione su palo standard Ø60mm.

Supplied with adapter for installation on a standard Ø60 mm post.

Fourni avec adaptateur pour installation sur poteau standard Ø60 mm.

Finishing

Bianco RAL 9010 White RAL 9010 Blanc RAL 9010	Grigio antracite RAL 7021 Grey anthracite RAL 7021 Gris anthracite RAL 7021
Grigio High Tech RAL 9006 Grey High Tech RAL 9006 Gris High Tech RAL 9006	Corten Corten Corten

- * Led colour**
- N 4000K
 - 3 3000K, Im -5%
 - 2 2700K, Im -5%

Completa il codice sostituendo al quadrato rosso la lettera o il numero corrispondente alla temperatura colore scelta.

Complete the code by replacing the red box with the letter or number corresponding to the selected colour temperature.

Compléter le code en remplaçant le carré rouge par la lettre ou le numéro correspondant à la sélection de température couleur.

Alimentazione diretta
Integral ballast
Alimentation intégrée
 220-240 V

Alimentatore escluso
Ballast not included
Sans alimentation



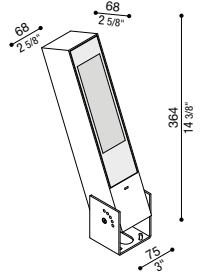


Flag 330 Reg



DIFF. VETRO

POSITION



IP66 IK 07 2J xx5 CE

LED	W	LM	REAL LM	COL.	CODE * *	* OPTIC	* LED COLOUR
A++	19	2850	Max1980	☑️ 220-240 V	LL14010W□□	S Spot-25° W Wide A Asymm. D Diff.	N 4000K 3 3000K, Im -5% 2 2700K, Im -5%
					LL14010G□□		
					LL14010E□□		
					LL14010K□□		
A++	19	2850	Max1980	☑️ 220-240 V DALI	LM14010W□□	S Spot-25° W Wide A Asymm. D Diff.	N 4000K 3 3000K, Im -5% 2 2700K, Im -5%
					LM14010G□□		
					LM14010E□□		
					LM14010K□□		
A++	19 24V	2850	Max1980	❌	LT14010W□□	S Spot-25° W Wide A Asymm. D Diff.	N 4000K 3 3000K, Im -5% 2 2700K, Im -5%
					LT14010G□□		
					LT14010E□□		
					LT14010K□□		



Fornito con staffa a 5 step di regolazione in alluminio verniciato.

Supplied with 5-step adjustment bracket in painted aluminium.

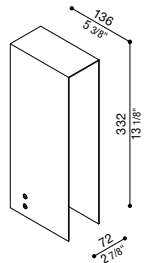
Fourni avec un support de réglage en 5 étapes en aluminium peint.

Flag 330 Zero



DIFF. OPAL.

POSITION



IP66 IK 07 2J xx5 CE

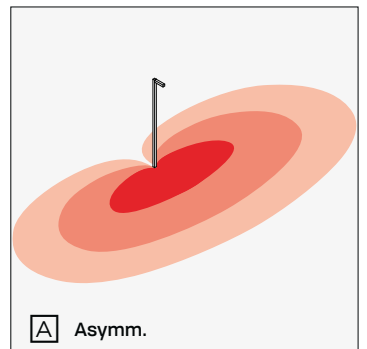
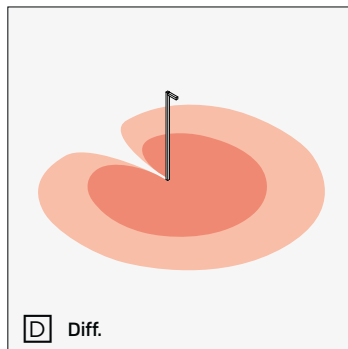
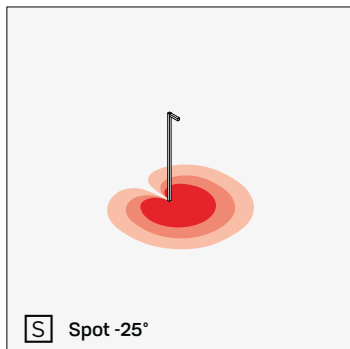
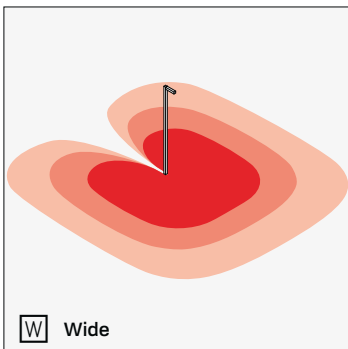
LED	W	LM	REAL LM	COL.	CODE *	* LED COLOUR
A++	6,7	1000	180	☑️ 220-240 V	LL14020W□	N 4000K 3 3000K, Im -5% 2 2700K, Im -5%
					LL14020G□	
					LL14020E□	
					LL14020K□	



Fornito con sistema antiabbagliamento in alluminio verniciato.

Supplied with painted aluminium anti-glare system.

Fourni avec un système anti-éblouissement en aluminium peint.

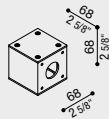


Flag

ACCESSORI

Accessories / Accessoires

Adattatore palo Still Ø 60 Flag



Adattatore per installazione Flag su palo standard Ø60 mm in alluminio verniciato.

Flag adapter for Still Post Ø 60
Flag adapter for installation on a standard Ø60 mm post.

Adaptateur poteau Still Ø60 Flag
Adaptateur pour installation Flag sur poteau standard Ø60 mm.

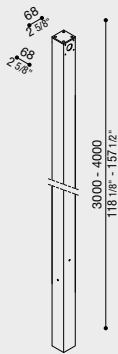
COL.	CODE
	LB14000W
	LB14000G
	LB14000E
	LB14000K

Palo Flag

Palo in alluminio estruso verniciato H 4000 mm e H 3000 mm (interrato H 500) completo di coperchi amovibili. Predisposto per l'installazione di 1 o 2 Flag.

Flag Post
Painted extruded aluminium pole H 4000 mm and H 3000 mm (underground H 500) complete with removable covers. Suitable for the installation of 1 or 2 Flag.

Flag Poteau
Poteau en aluminium extrudé peint H 4000 mm et H 3000 mm. Convient pour l'installation de 1 ou 2 Flag.

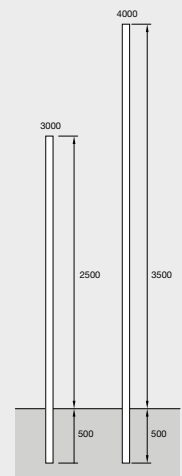


H 3000 mm

COL.	CODE
	LB140001W
	LB140001G
	LB140001E
	LB140001K

H 4000 mm

COL.	CODE
	LB140002W
	LB140002G
	LB140002E
	LB140002K

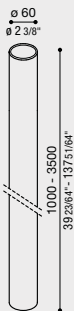


Still

Palo diametro 60 mm in Bayblend senza basamento. Possibilità di installazione con o senza basamento. Anima interno palo in acciaio zincato per altezze da 2000 mm.

Still
60 mm Bayblend pole without base. Possibility of installation with or without base. Galvanized steel inner pole from H 2000 mm.

Still
Poteau de 60 mm en Bayblend sans socle. Possibilité d'installation avec ou sans socle. Noyau interne en acier galvanisé pour poteau à partir de h. 2000 mm.



H 160 mm

COL.	CODE
	LB11033
	LB1103G
	LB1103E
	LB1103K

H 1000 mm

COL.	CODE
	LB1100012
	LB110001G
	LB110001E
	LB110001K

H 2000 mm

COL.	CODE
	LB1100032
	LB110003G
	LB110003E
	LB110003K

H 3000 mm

COL.	CODE
	LB1100052
	LB110005G
	LB110005E
	LB110005K

H 500 mm

COL.	CODE
	LB11112
	LB1111G
	LB1111E
	LB1111K

H 1500 mm

COL.	CODE
	LB1100022
	LB110002G
	LB110002E
	LB110002K

H 2500 mm

COL.	CODE
	LB1100042
	LB110004G
	LB110004E
	LB110004K


H 3500 mm

COL.	CODE
	LB1100062
	LB110006G
	LB110006E
	LB110006K

Disponibile colore bianco su richiesta - White version available - Version blanc disponible



Predisposto per installazione su palo da Ø60 mm standard.
 Suitable for installation on standard post Ø60 mm.
 Prédéposé pour l'installation sur Poteau standard Ø60 mm.



Disponibile adattatore per installazione su palo Ø60 standard.
 Adapter for installation on standard Ø60 pole available.
 Adaptateur disponible pour installation sur poteau standard Ø60.



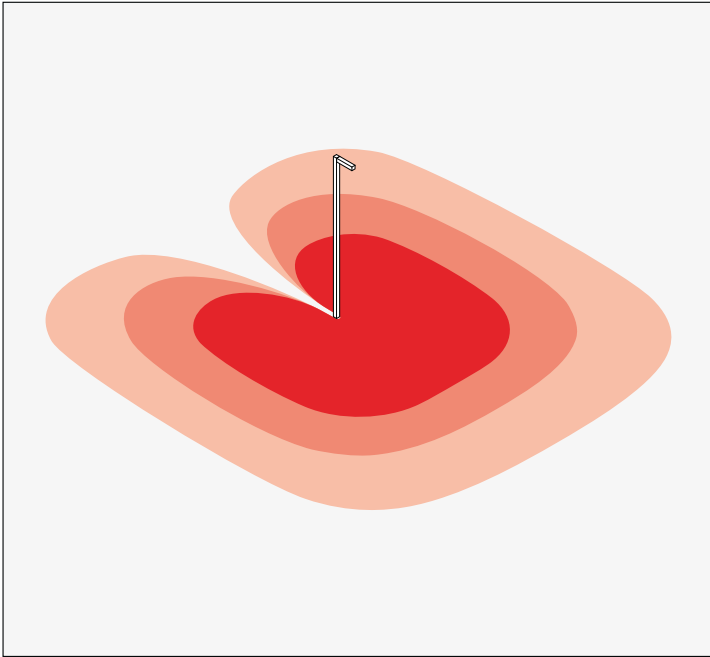
Montaggio con supporto standard.
 Mounting with standard support.
 Montage avec support standard.




Montaggio con supporto regolabile.
 Mounting with adjustable bracket.
 Montage avec support réglable.



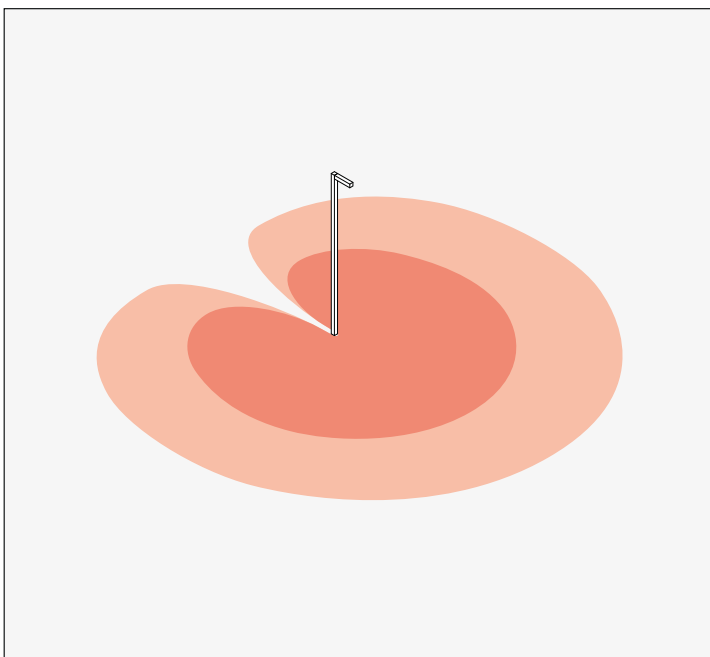
Fasci luminosi su palo Flag da 3 metri.
Light beams on 3-metre Flag pole.
Faisceaux lumineux sur un poteau Flag de 3 mètres.



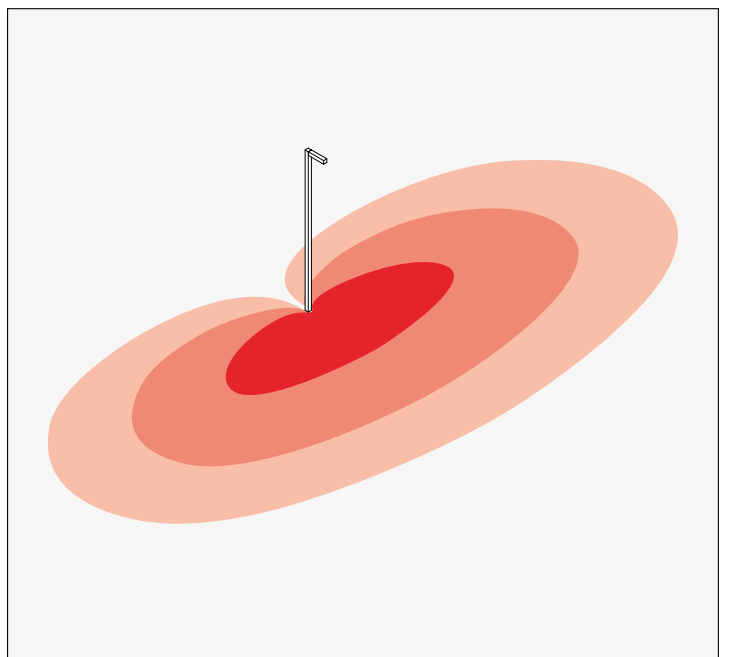
W Wide




S Spot -25°



D Diff.



A Asymm.



Flag 330 post

Flag





Flag 330



Flag 330

Flag



Flag 330 zero



Flag 330 zero



Flag 330 reg



Flag 330 zero

Line

Design
Lombardo design department



LED



indoor



outdoor

ACCESSORI

Accessories / Accessoires

Pag. 124



Adatto anche ad uso esterno.

Driver 220 - 240V integrato e Led di ultima generazione con potenze fino a 11W.

LINE, LINE DOWN e LINE 220 corpo e coperchio in alluminio primario pressofuso. Elevata resistenza all'ossidazione grazie al trattamento di passivazione a base di zirconio e alla verniciatura con resine poliesteri stabilizzata ai raggi UV. LINE 330 base e tappo in Policarbonato nero, ottenuto da stampaggio ad iniezione. Diffusore in Policarbonato ottico ad alto spessore con finitura PoliGLASS, tramite stampaggio ad iniezione proprio e successive rifiniture manuali. Guarnizioni in silicone per il mantenimento del grado IP66. Bulloneria in acciaio inox A4. Predisposto per installazione rapida in pali Ø60 standard, tramite molle in acciaio inox ad espansione. Predisposizione per vite di sicurezza.

LED 4000K (N), 3000K (3) o 2700K (2). Alimentazione diretta 220-240V.

Nessun rischio fotobiologico, RGO gruppo di rischio esente (EN62471).

ENG Suitable for indoor and outdoor use.

Integrated driver 220 - 240V and the latest generation of Led with ratings of up to 11W.

LINE, LINE DOWN e LINE 220 body and cover made of die-cast aluminium primary alloy; highly resistant to oxidization thanks to the zirconium-based passivation treatment and UV stabilized polyester resin coating. LINE 330 upper black polycarbonate cap, injection moulded in-house. Diffuser made of very thick optical polycarbonate, poliGLASS finish, injection moulded and subsequent manual finishing.

Silicone gaskets IP66. A4 stainless steel nuts and bolts. Provision for safety screws. Suitable for quick installation in standard posts Ø60 by means of stainless steel springs.

LED 4000K (N), 3000K (3) or 2700K (2). Integral ballast 220-240V.

No risk of photobiological damage, RGO group (EN62471).

FRA Egalement adapté à l'usage à l'extérieur.

Alimentation intégrée 220 - 240V et Led de dernière génération avec puissances jusqu'à 11W. LINE, LINE DOWN e LINE 220 corps et couverture en aluminium primaire injecté; haute résistance à l'oxydation grâce au traitement de passivation à base de zirconium et laquage poudre à base de résines polyesters, fixées au rayon UV.

LINE 330 bouchon supérieur en Polycarbonate noir, s'obtient du moulage à injection propre suivi de finitions manuelles. Diffuseur réalisé en polycarbonate, d'une épaisseur optique élevée, effet PoliGLASS, par moulage par injection et finitions manuelles successives.

Joints en silicone pour maintenir degré IP66. Visserie en acier inox type A4. Prévu pour vis de sécurité. Prédéterminé pour l'installation rapide sur poteaux standards Ø60 à l'aide de ressorts à lames en inox.

LED 4000K (N), 3000K (3) ou 2700K (2) (blanche chaud).

Alimentation intégrée 220-240. Pas de risque photobiologique, RGO groupe (EN62471).

Line



Line Down



Line 220



Line 220 Zero



Line 330



IP66
Outdoor e
waterproof




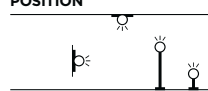
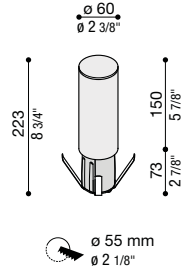




220-240 V
Alimentazione
diretta

Integral ballast
Alimentation intégrée



Anni di garanzia
sul circuito LED


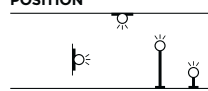
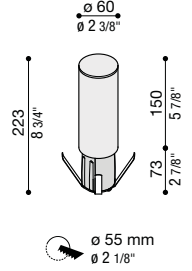




Line

Line			DIFF. POLIGLASS	POSITION 		
IP 66 IK 08 5J xx7 CE						
LED	W	LM	REAL LM	COL.	CODE *	* LED COLOUR
A++	6,5	700	604	  220-240 V	 LL113000 	N 4000K 3 3000K, lm -5% 2 2700K, lm -5%

Versione a luce diretta.

Direct light version.

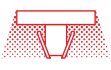
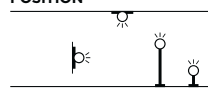
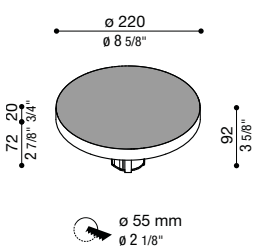










Eclairage directe.

Line Down			DIFF. POLIGLASS	POSITION 		
IP 66 IK 08 5J xx7 CE						
LED	W	LM	REAL LM	COL.	CODE *	* LED COLOUR
A++	6	620	431	  220-240 V	 LL113001 	N 4000K 3 3000K, lm -5% 2 2700K, lm -5%

Versione con sorgente luminosa direzionata verso il basso. Ideale per l'illuminazione di percorsi e camminamenti ed in contesti che necessitano un ridotto valore di abbagliamento.

Version with a light source directed downwards. Ideal for illuminating paths and walkways and in locations that require a reduced amount of glare.

Faisceau dirigé vers le bas : idéal en balisage pour éclairer les chemins ou allées et éviter les éblouissements.

Line 220			DIFF. POLIGLASS	POSITION 		
IP 66 IK 08 5J xx7 CE						
LED	W	LM	REAL LM	COL.	CODE *	* LED COLOUR
A++	11	1350	910	  220-240 V	 LL113100   LL113101   LL113102   LL113103 	N 4000K 3 3000K, lm -5% 2 2700K, lm -5%

Tappo superiore in Policarbonato nero, ottenuto da stampaggio ad iniezione. Diffusore in Policarbonato tripla stabilizzazione ai raggi UV, ad alto spessore con finitura poliGLASS, ottenuto da stampaggio. Versione con sorgente luminosa direzionata verso il basso. Ideale per l'illuminazione di percorsi e camminamenti ed in contesti che necessitano di un ridotto valore di abbagliamento.

Upper black polycarbonate cap, injection moulded in-house with subsequent manual finishing. Very thick polycarbonate diffuser, injection moulded in-house with subsequent manual finishing with triple UV stabilization and polyGLASS finish. Version with lighting source directed downwards. Ideal for lighting paths and walkways in settings requiring reduced glare.

Bouchon supérieur en Polycarbonate noir, s'obtient du moulage à injection propre suivi de finitions manuelles. Diffuseur en Polycarbonate triple stabilisation aux rayons UV, très épais avec finition poliGLASS, s'obtient du moulage à injection propre suivi de finitions manuelles. Version avec source lumineuse dirigée vers le bas. Adapté à l'éclairage de parcours et passages dans un contexte demandant un éblouissement faible.

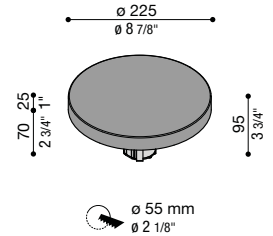


Line 220 Zero



DIFF. POLIGLASS

POSITION



IP 66 IK 08 5J xx7 CE

LED	W	LM	REAL LM	COL.	CODE *	* LED COLOUR
A++					LL113112	N 4000K
	11	1350	632		LL113113	3 3000K, lm -5%
					LL113114	2 2700K, lm -5%
					LL113115	

220-240 V

Apparecchio cut-off conforme alle più restrittive norme regionali contro l'inquinamento luminoso.

CUT-OFF version anti-light pollution.

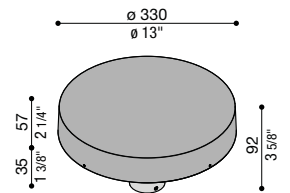
Version CUT-OFF anti pollution lumineuse.

Line 330



DIFF. POLIGLASS

POSITION



IP 66 IK 10 20J xx9 CE

LED	W	LM	REAL LM	COL.	CODE *	* LED COLOUR
A++					LL113200	N 4000K
	25	3000	2144		LL113201	3 3000K, lm -5%
					LL113202	2 2700K, lm -5%
					LL113203	
					LL113205	
A++					LL113206	
	25	3000	2144		LL113207	
					LL113208	

220-240 V

220-240 V

Tappo superiore in Policarbonato nero, ottenuto da stampaggio ad iniezione. Diffusore in Policarbonato tripla stabilizzazione ai raggi UV, ad alto spessore con finitura poliGLASS, ottenuto da stampaggio. Versione con sorgente luminosa direzionata verso il basso. Installazione su palo tramite viti autofilettanti. Fornito con 1 m di cavo di alimentazione H05RN-F pre-cablato.

Upper black polycarbonate cap, injection moulded in-house with subsequent manual finishing. Very thick polycarbonate diffuser, injection moulded in-house with subsequent manual finishing with triple UV stabilization and polyGLASS finish. Version with lighting source directed downwards. Installed on post by means of self tapping screw. Provided with 1m of prewired power cable H05RN-F.

Bouchon supérieur en Polycarbonate noir, s'obtient du moulage à injection propre suivi de finitions manuelles. Diffuseur en Polycarbonate triple stabilisation aux rayons UV, très épais avec finition poliGLASS, s'obtient du moulage à injection propre suivi de finitions manuelles. Version avec source lumineuse dirigée vers le bas. Installation sur poteau avec vis autoperceuses. Fourni avec 1m de câble d'alimentation H05RN-F pré-cablé.



Disponibile versione corridor function.

Funzione a risparmio energetico che permette di configurare un profilo di illuminazione su due livelli. Il prodotto funziona costantemente ad un'intensità luminosa ridotta, raggiungendo la massima efficienza al passaggio, tramite un sensore di prossimità.

Available version corridor function.

Energy saving function that allows 2 different levels of lighting configuration. The product constantly works at a reduced intensity and thanks to a movement detector, luminous intensity is automatically increased at passage.

Disponibile versione corridor function.

Fonction d'économie d'énergie qui vous permet de configurer un profil d'éclairage sur deux niveaux. Le produit fonctionne constamment à une intensité lumineuse réduite, atteignant une efficacité maximale au passage, grâce à un détecteur de proximité.

Finishing

	Nero da stampaggio Black Noir moulé		Grigio antracite RAL 7021 Grey anthracite RAL 7021 Gris anthracite RAL 7021
	Grigio High Tech RAL 9006 Grey High Tech RAL 9006 Gris High Tech RAL 9006		Corten Corten Corten

* Led colour

- N 4000K
- 3 3000K, lm -5%
- 2 2700K, lm -5%

Completa il codice sostituendo al quadrato rosso la lettera o il numero corrispondente alla temperatura colore scelta.

Complete the code by replacing the red box with the letter or number corresponding to the selected colour temperature.

Compléter le code en remplaçant le carré rouge par la lettre ou le numéro correspondant à la sélection de température couleur.

Alimentazione diretta

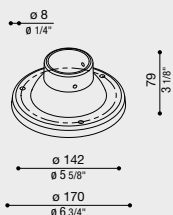
Integral ballast
Alimentation intégrée

220-240 V

ACCESSORI

Accessories / Accessoires

Basamento Palo Still Ø170 mm



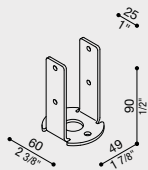
Basamento in nylon-fibra di vetro per palo diametro 60 mm.

*Base Ø170 mm for Still post
Base in fibreglass-nylon for post
diameter 60 mm.*

*Socle Ø170 mm pour poteau Still
Socles en fibre de verre - nylon
pour poteau diam.60 mm*

COL.	CODE
	LB11812
	LB1181G
	LB1181E
	LB1181K

Piastra base a scomparsa palo Still



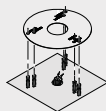
Soluzione alternativa al tradizionale interrimento o al basamento palo still mediante staffa di fissaggio a scomparsa. Consiste nell'inserire il palo still sulla staffa preforata da 3mm, realizzata in ferro zincato a caldo per immersione. Accessorio non idoneo per pali still superiori a h. 1200.

*Retractable plate base
Alternative solution to the usual
burial or to the post base using a
retractable fixing bracket.
The post is inserted in the 3mm
pre-drilled bracket made of hot-dip
zinc-coated metal.
Accessory not suitable for posts
higher than 1200mm.*

*Plaque de base rétractable
Solution alternative à
l'enfouissement traditionnel ou
mise en place moyennant un étrier
de fixation rétractable du pieu post.
Insérer le poteau Still sur l'étrier
pré-percé de 3 mm, réalisé en fer
galvanisé à chaud par immersion.
Accessoire ne convenant pas
à des poteaux Still de plus de
1200mm de haut.*

COL.	CODE
	LB1130006

Dima e kit di fissaggio Palo Still



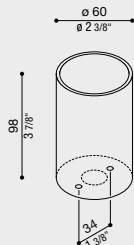
Dima, tirafondi e minuteria per ancoraggio del basamento al terreno.

*Template and fixing kit Still Post
diam. 60 mm.
Template, fixing bolts and small
metal parts to secure the base to
the ground.*

*Gabarit, tire-fond et visserie pour
poteau Still
Gabarit, tire-fond et visserie pour
l'ancrage du socle au sol.*

COL.	CODE
	LB11254

Box Clamp 60 / Line



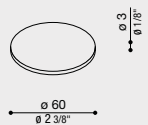
Box per montaggio sporgente a parete, soffitto e pavimento (non per incasso). Corpo in policarbonato ad alto spessore, completo di kit di fissaggio tramite tasselli ad espansione Ø6 mm. Idoneo per tutti i modelli CLAMP 60 / LINE

*Box Clamp 60 / Line
Box for surface wall mounting,
ceiling mounting and ground
mounting (not recessed).
Body made of polycarbonate, high
thickness, complete with fixing
kit by means of anchor screws
Ø6 mm.
Suitable for fitting all models
CLAMP 60 / LINE.*

*Box Clamp 60 / Line
Box de montage au mur en
saillie, au plafond et au sol (pas à
encastrement).
Corps en polycarbonate très épais,
complet de kit de fixation par
chevilles à expansion Ø6 mm.
Convient pour tous les modèles
CLAMP 60 / LINE.*

COL.	CODE
	LB11231
	LB1123G
	LB1123E
	LB1123K

Cover Line



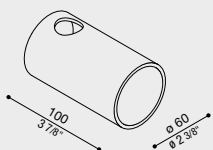
Cover decorativa in Policarbonato, disponibile in diverse colorazioni ed effetti, ricavata da stampaggio ad iniezione. Finitura effetto materico Corten, ottenuta tramite verniciatura. Applicazione della cover senza utensili tramite speciale striscia adesiva.

*Cover Line
Polycarbonate decorative cover,
injection moulded, available in
various colours and designs.
Corten painted finish. Application
of the cover without tools, by
means of a special adhesive strip.*

*Cover Line
Cover décorative réalisée en
polycarbonate et disponible en
différents teintes et effets, fabriqué
par moulage à injection. Finition
effet matière Corten obtenue
par vernissage. Application de la
cover sans outil à l'aide de bande
adhésive spéciale.*

COL.	CODE
	LB1130001
	LB1130002
	LB1130003
	LB1130004

Armatura da incasso Stile Next 60T - 60Q Clamp 60



Armatura da incasso, ricavata da palo estruso standard in vetroresina Ø60 mm (misura esterna) lunghezza 100 mm, da posizionare a filo con la superficie di installazione.

*Recess box Stile Next 60T - 60Q
/ Clamp 60
Recess box, made from a standard
extruded post in fibreglass Ø60
mm (external dimension), length
100 mm, flush to the installation
surface.*

*Boîte d'encastrement Stile Next
60T - 60Q / Clamp 60
Boîte d'encastrement fabriquée
à partir de poteau standard
extrudé en fibre de verre Ø60mm
(dimension extérieure) longueur
100mm, à placer au ras de la
surface de montage.*

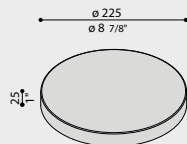
COL.	CODE
	LB11576



ACCESSORI

Accessories / Accessoires

**Cover
Line 220 Zero**



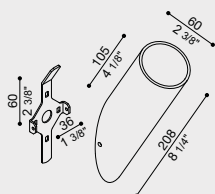
Accessorio CUT-OFF in alluminio; elevata resistenza all'ossidazione grazie al trattamento di passivazione a base di zirconio e alla verniciatura con resine poliestere stabilizzata ai raggi UV. Obbligatoria l'installazione sul modello LINE 220, non compreso.

Cover Line 220 Zero
Alluminium accessory for CUT-OFF version, highly resistant to oxidation thanks to the zirconium based passivation treatment and the UV stabilized polyester resin coating. Model LINE 220 must be mounted (article to be ordered separately).

Cover Line 220 Zero
Accessoire en aluminium pour la version CUT-OFF, haute résistance à l'oxydation grâce au traitement de passivation à base de zirconium et laquage poudre à base de résines polyesters, fixées aux rayons UV. L'installation du modèle LINE 220, non compris, est obligatoire.

COL.	CODE
	LB1130011
	LB1130012
	LB1130013
	LB1130014

**Braccetto
Line/Line Down**



Braccetto diametro 60 mm in Bayblend. Completo di kit di fissaggio a parete. Inclinazione 30°.

Bracket Line/Line Down
Bracket 60 mm. in diameter made of Bayblend. Complete with wall fixing kit. 30° angle.

Bras Line/Line Down
Bras diamètre 60 mm en Bayblend. Kit de fixation murale compris. Inclinaison de 30°.

COL.	CODE
	LB1130007
	LB1130008
	LB1130009
	LB1130010

Morsettiere
Terminal blocks



Scaricatori SPD
Surge protector devices



Line 220 Zero



Line

Line

ACCESSORI

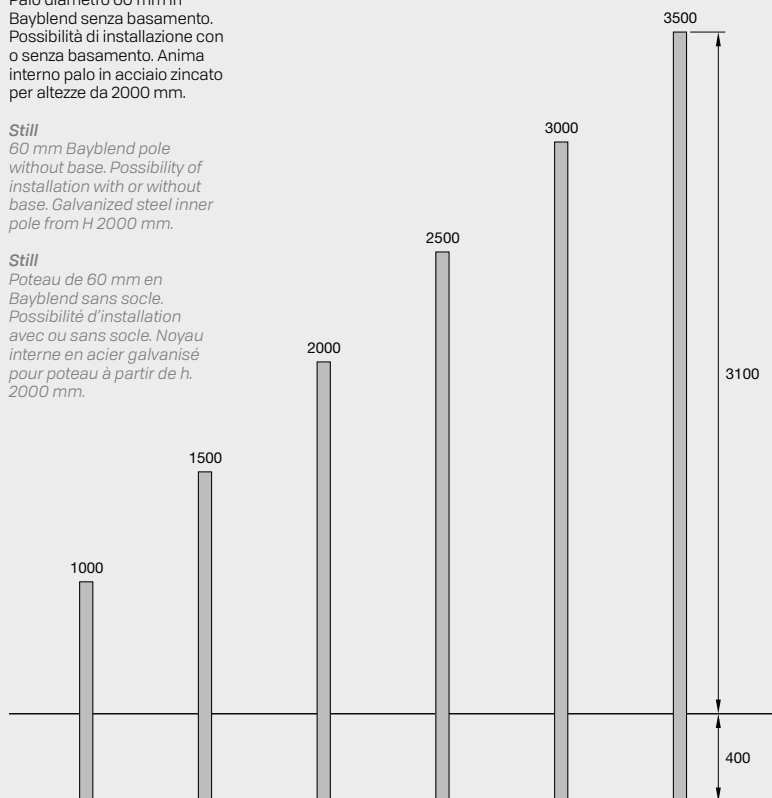
Accessories / Accessoires

Still

Palo diametro 60 mm in Bayblend senza basamento. Possibilità di installazione con o senza basamento. Anima interno palo in acciaio zincato per altezze da 2000 mm.

Still
60 mm Bayblend pole without base. Possibility of installation with or without base. Galvanized steel inner pole from H 2000 mm.

Still
Poteau de 60 mm en Bayblend sans socle. Possibilité d'installation avec ou sans socle. Noyau interne en acier galvanisé pour poteau à partir de h. 2000 mm.



H 160 mm

COL.	CODE
	LB11033
	LB1103G
	LB1103E
	LB1103K

H 1500 mm

COL.	CODE
	LB1100022
	LB110002G
	LB110002E
	LB110002K

H 3000 mm

COL.	CODE
	LB1100052
	LB110005G
	LB110005E
	LB110005K

H 500 mm

COL.	CODE
	LB11112
	LB1111G
	LB1111E
	LB1111K

H 2000 mm

COL.	CODE
	LB1100032
	LB110003G
	LB110003E
	LB110003K

H 3500 mm

COL.	CODE
	LB1100062
	LB110006G
	LB110006E
	LB110006K

H 1000 mm

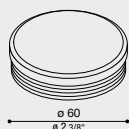
COL.	CODE
	LB1100012
	LB110001G
	LB110001E
	LB110001K

H 2500 mm

COL.	CODE
	LB1100042
	LB110004G
	LB110004E
	LB110004K

Disponibile colore bianco su richiesta
White version available
Version blanc disponible

Tappo Palo Still



Tappo in polietilene.

Cap for Post Still
Polyethylene cap.

Couvercle Poteau Still
Couvercle en polyéthylène.

COL. CODE

	LB1100082
	LB110008G
	LB110008E
	LB110008K



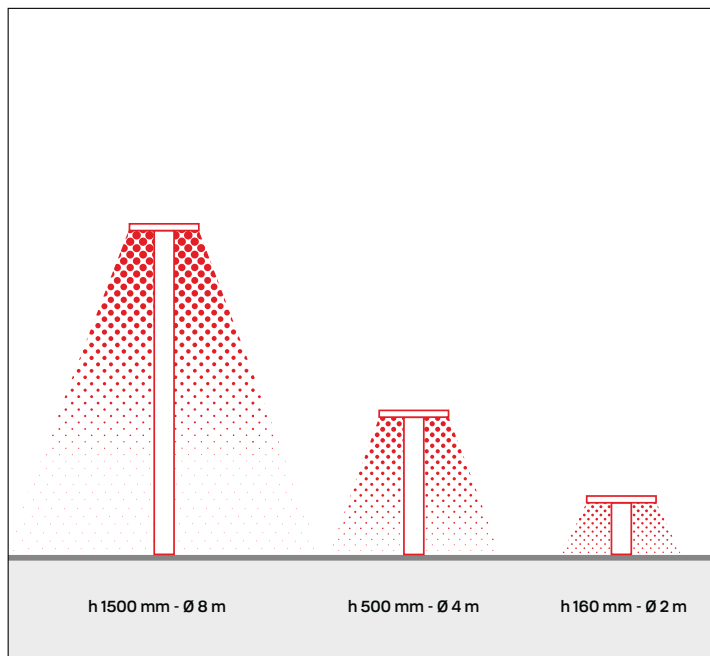
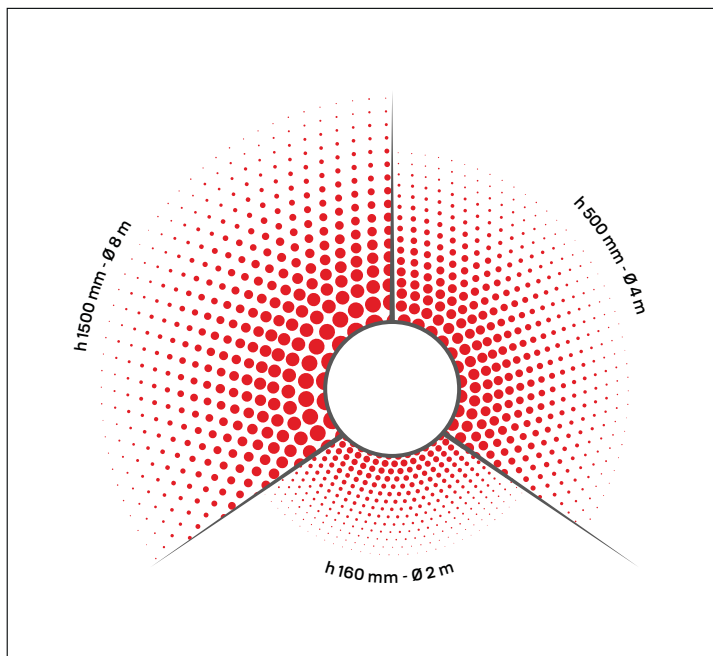
Colori disponibili
Available colours
Couleurs disponibles

Nero
Black
Noir

Corten

Grigio antracite
Grey anthracite
Gris anthracite

Grigio High Tech
Grey High Tech
Gris High Tech



Predisposto per installazione su palo da Ø60 mm standard.
 Suitable for installation on standard post Ø60 mm.
 Prédéposé pour l'installation sur Poteau standard Ø60 mm.

Line





Line 220



Line 330 corridor function



Line 330 corridor function

Kit Line Post

Design
Mirko Salvoni



Kit-01 / Kit-02 / Kit-03: Line - adatto anche ad uso esterno. Driver 220 - 240V integrato. Corpo e coperchio in alluminio primario pressofuso. Elevata resistenza all'ossidazione grazie al trattamento di passivazione a base di zirconio e alla verniciatura con resine poliestere stabilizzata ai raggi UV.

Diffusore in Policarbonato ottico ad alto spessore con finitura PoliGLASS, tramite stampaggio ad iniezione proprio e successive rifiniture manuali.

Kit-04 / Kit-05 / Kit-06: Line Down - Versione con sorgente luminosa direzionata verso il basso. Ideale per l'illuminazione di percorsi e camminamenti ed in contesti che necessitano un ridotto valore di abbagliamento.

Kit-07 / Kit-08 / Kit-09: Line 220 -Tappo superiore in Policarbonato nero, ottenuto da stampaggio ad iniezione.

Guarnizioni in silicone per il mantenimento del grado IP66.

Bulloneria in acciaio inox A4.

Predisposto per installazione rapida in pali Ø60 standard, tramite molle in acciaio inox ad espansione.

Predisposizione per vite di sicurezza.

Cover decorativa in Policarbonato, disponibile in diverse colorazioni ed effetti, ricavato da stampaggio ad iniezione.

Finitura effetto materico Corten, ottenuta tramite verniciatura. Applicazione della cover senza utensili tramite speciale striscia adesiva.

Palo diametro 60 mm, in Bayblend senza basamento, altezza: 1500 mm - 1000 mm - 500 mm.

Piastra base a scomparsa: soluzione alternativa al tradizionale interrimento o al basamento palo still mediante staffa di fissaggio a scomparsa. Consiste nell'inserire il palo still sulla staffa preforata da 3mm, realizzata in ferro zincato a caldo per immersione. Accessorio non idoneo per pali still superiori a h.1500.

LED 4000K (N), 3000K (3) o 2700K (2). Alimentazione diretta 220-240V. Nessun rischio fotobiologico, RG0 gruppo di rischio esente (EN62471).

ENG Kit-01 / Kit-02 / Kit-03: Line - suitable for indoor and outdoor use. Integrated driver 220 - 240V.

Body and cover made of die-cast aluminium primary alloy; highly resistant to oxidization thanks to the zirconium-based passivation treatment and UV stabilized polyester resin coating.

Diffuser made of very thick optical polycarbonate, poliGLASS finish, injection moulded and subsequent manual finishing.

Kit-04 / Kit-05 / Kit-06: Line Down - Version with a light source directed downwards. Ideal for illuminating paths and walkways and in locations that require a reduced amount of glare.

Kit-07 / Kit-08 / Kit-09: Line 220 - Upper black polycarbonate cap, injection moulded in-house. Silicone gaskets IP66. A4 stainless steel nuts and bolts. Suitable for quick installation in standard posts Ø60 by means of stainless steel springs. Polycarbonate decorative cover, injection moulded, available in various colours and designs.

Corten painted finish. Application of the cover without tools, by means of a special adhesive strip. 60 mm. diameter POST.

Post made of Bayblend without base, h: 1500 mm - 1000 mm - 500 mm.

Retractable plate base: alternative solution to the usual burial or to the post base using a retractable fixing bracket. The post is inserted in the 3mm pre-drilled bracket made of hot-dip zinc-coated metal.

Accessory not suitable for posts higher than 1500mm.

LED 4000K (N), 3000K (3) or 2700K (2). Integral ballast 220-240V. No risk of photobiological damage, RGO group (EN62471).

FRA Kit-01 / Kit-02 / Kit-03: Line - Également adapté à l'usage à l'extérieur. Alimentation intégrée 220 - 240V. Corps et couverture en aluminium primaire injecté; haute résistance à l'oxydation grâce au traitement de passivation à base de zirconium et laquage poudre à base de résines polyesters, fixées au rayon UV. Diffuseur réalisé en polycarbonate, d'une épaisseur optique élevée, effect PoliGLASS, par moulage par injection et finitions manuelles successives.

Kit-04 / Kit-05 / Kit-06: Line Down - Faisceau dirigé vers le bas : idéal en balisage pour éclairer les chemins ou allées et éviter les éblouissements.

Kit-07 / Kit-08 / Kit-09: Line 220 - Bouchon supérieur en Polycarbonate noir, s'obtient du moulage à injection propre. Joints en silicone pour maintenir degré IP66. Visserie en acier inox type A4. Prédisposé pour l'installation rapide sur poteaux standards Ø60 à l'aide de ressorts à lames en inox. Cover décoratif réalisé en polycarbonate et disponible en différents teintes et effets, fabriqué par moulage à injection. Finition effet matière Corten obtenue par vernissage. Application de la cover sans outil à l'aide de bande adhésive spéciale. Poteau dia 60 mm. Poteau en bayblend, sans socle, 1500 mm - 1000 mm - 500 mm. Solution alternative à l'enfouissement traditionnel ou mise en place moyennant un étrier de fixation rétractable du poteau still. Insérer le poteau post sur l'étrier pré-percé de 3 mm, réalisé en fer galvanisé à chaud par immersion. Accessoire ne convenant pas à des poteaux still de plus de 1500mm de haut.

LED 4000K (N), 3000K (3) ou 2700K (2) (blanche chaud). Alimentation intégrée 220-240. Pas de risque photobiologique, RGO groupe (EN62471).

Kit-01 Line Post H500



Kit-02 Line Post H1000



Kit-03 Line Post H1500



Kit-04 Line Down Post H500




Kit-05 Line Down Post H1000



Kit-06 Line Down Post H1500



Kit-07 Line 220 Post H500



Kit-08 Line 220 Post H1000



Kit-09 Line 220 Post H1500



Kit Line Post

Kit-01 Line Post H500		DIFF. POLIGLASS	POSITION			
IP 66 IK 08 5J xx7 CE						
LED	W	LM	REAL LM	COL.	CODE *	* LED COLOUR
A++	6,5	700	604		LL113002 LL113003 LL113004 LL113005	N 4000K 3 3000K, lm -5% 2 2700K, lm -5%

Kit composto dagli attuali codici LL113000N/3/2 + LB1130001/2/3/4 + LB11112/G/E/K + LB1130006.

Kit consisting of the current codes LL113000N/3/2 + LB1130001/2/3/4 + LB11112/G/E/K + LB1130006.

Kit composé des codes actuels LL113000N/3/2 + LB1130001/2/3/4 + LB11112/G/E/K + LB1130006.

Kit-02 Line Post H1000		DIFF. POLIGLASS	POSITION			
IP 66 IK 08 5J xx7 CE						
LED	W	LM	REAL LM	COL.	CODE *	* LED COLOUR
A++	6,5	700	604		LL113130 LL113131 LL113132 LL113133	N 4000K 3 3000K, lm -5% 2 2700K, lm -5%

Kit composto dagli attuali codici LL113000N/3/2 + LB1130001/2/3/4 + LB1100012/G/E/K + LB1130006.

Kit consisting of the current codes LL113000N/3/2 + LB1130001/2/3/4 + LB1100012/G/E/K + LB1130006.

Kit composé des codes actuels LL113000N/3/2 + LB1130001/2/3/4 + LB1100012/G/E/K + LB1130006.

Kit-03 Line Post H1500		DIFF. POLIGLASS	POSITION			
IP 66 IK 08 5J xx7 CE						
LED	W	LM	REAL LM	COL.	CODE *	* LED COLOUR
A++	6,5	700	604		LL113006 LL113007 LL113008 LL113009	N 4000K 3 3000K, lm -5% 2 2700K, lm -5%

Kit composto dagli attuali codici LL113000N/3/2 + LB1130001/2/3/4 + LB1100022/G/E/K + LB1130006.

Kit consisting of the current codes LL113000N/3/2 + LB1130001/2/3/4 + LB1100022/G/E/K + LB1130006.

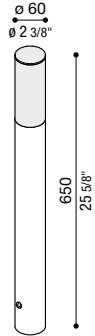
Kit composé des codes actuels LL113000N/3/2 + LB1130001/2/3/4 + LB1100022/G/E/K + LB1130006.



Kit-04 Line Down Post H500

DIFF. POLIGLASS

POSITION



IP 66 IK 08 5J xx7 CE

LED	W	LM	REAL LM	COL.	CODE *	* LED COLOUR
A++					LL113010□	N 4000K
	6	620	431		LL113011□	3 3000K, Im -5%
					LL113012□	2 2700K, Im -5%
					LL113013□	

Kit composto dagli attuali codici LL113001N/3/2 + LB1130001/2/3/4 + LB11112/G/E/K + LB1130006

Kit consisting of the current codes LL113001N/3/2 + LB1130001/2/3/4 + LB11112/G/E/K + LB1130006

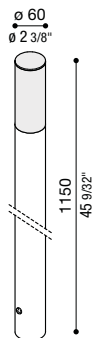
Kit composé des codes actuels LL113001N/3/2 + LB1130001/2/3/4 + LB11112/G/E/K + LB1130006

Kit-05 Line Down Post H1000



DIFF. POLIGLASS

POSITION



IP 66 IK 08 5J xx7 CE

LED	W	LM	REAL LM	COL.	CODE *	* LED COLOUR
A++					LL113134□	N 4000K
	6	620	604		LL113135□	3 3000K, Im -5%
					LL113136□	2 2700K, Im -5%
					LL113137□	

Kit composto dagli attuali codici LL113001N/3/2 + LB1130001/2/3/4 + LB1100012/G/E/K + LB1130006

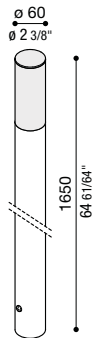
Kit consisting of the current codes LL113001N/3/2 + LB1130001/2/3/4 + LB1100012/G/E/K + LB1130006

Kit composé des codes actuels LL113001N/3/2 + LB1130001/2/3/4 + LB1100012/G/E/K + LB1130006

Kit-06 Line Down Post H1500

DIFF. POLIGLASS

POSITION



IP 66 IK 08 5J xx7 CE

LED	W	LM	REAL LM	COL.	CODE *	* LED COLOUR
A++					LL113014□	N 4000K
	6	620	431		LL113015□	3 3000K, Im -5%
					LL113016□	2 2700K, Im -5%
					LL113017□	

Kit composto dagli attuali codici LL113001N/3/2 + LB1130001/2/3/4 + LB1100022/G/E/K + LB1130006

Kit consisting of the current codes LL113001N/3/2 + LB1130001/2/3/4 + LB1100022/G/E/K + LB1130006

Kit composé des codes actuels LL113001N/3/2 + LB1130001/2/3/4 + LB1100022/G/E/K + LB1130006

Finishing

	Nero da stampaggio Black Noir moulé		Grigio antracite RAL 7021 Grey anthracite RAL 7021 Gris anthracite RAL 7021
	Grigio High Tech RAL 9006 Grey High Tech RAL 9006 Gris High Tech RAL 9006		Corten Corten Corten

* Led colour

- N 4000K
- 3 3000K, Im -5%
- 2 2700K, Im -5%

Completa il codice sostituendo al quadrato rosso la lettera o il numero corrispondente alla temperatura colore scelta.

Complete the code by replacing the red box with the letter or number corresponding to the selected colour temperature.

Compléter le code en remplaçant le carré rouge par la lettre ou le numéro correspondant à la sélection de température couleur.

Alimentazione diretta

Integral ballast
Alimentation intégrée

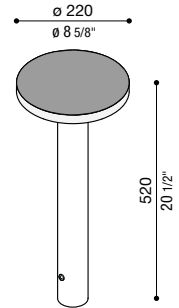
✓ 220-240 V

Kit Line Post

Kit-07 Line 220 Post H500

DIFF. POLIGLASS

POSITION



IP 66 IK 08 5J xx7 CE

LED	W	LM	REAL LM	COL.	CODE *	* LED COLOUR
A++					LL113104□	N 4000K
	11	1350	910		LL113105□	3 3000K, lm -5%
					LL113106□	2 2700K, lm -5%
					LL113107□	

Kit composto dagli attuali codici LL113100N/3/2 + LB11112/G/E/K + LB1130006

Kit consisting of the current codes LL113100N/3/2 + LB11112/G/E/K + LB1130006

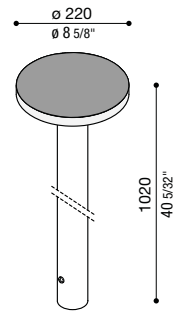
Kit composé des codes actuels LL113100N/3/2 + LB11112/G/E/K + LB1130006

Kit-08 Line 220 Post H1000



DIFF. POLIGLASS

POSITION



IP 66 IK 08 5J xx7 CE

LED	W	LM	REAL LM	COL.	CODE *	* LED COLOUR
A++					LL113138□	N 4000K
	11	1350	910		LL113139□	3 3000K, lm -5%
					LL113140□	2 2700K, lm -5%
					LL113141□	

Kit composto dagli attuali codici LL113100N/3/2 + LB1100012/G/E/K + LB1130006

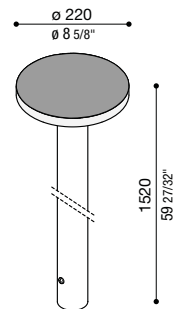
Kit consisting of the current codes LL113100N/3/2 + LB1100012/G/E/K + LB1130006

Kit composé des codes actuels LL113100N/3/2 + LB1100012/G/E/K + LB1130006

Kit-09 Line 220 Post H1500

DIFF. POLIGLASS

POSITION



IP 66 IK 08 5J xx7 CE


LED	W	LM	REAL LM	COL.	CODE *	* LED COLOUR
A++					LL113108□	N 4000K
	11	1350	910		LL113109□	3 3000K, lm -5%
					LL113110□	2 2700K, lm -5%
					LL113111□	

Kit composto dagli attuali codici LL113100N/3/2 + LB1100022/G/E/K + LB1130006

Kit consisting of the current codes LL113100N/3/2 + LB1100022/G/E/K + LB1130006

Kit composé des codes actuels LL113100N/3/2 + LB1100022/G/E/K + LB1130006

Finishing

 Nero da stampaggio Black Noir moulé	 Grigio antracite RAL 7021 Grey anthracite RAL 7021 Gris anthracite RAL 7021
 Grigio High Tech RAL 9006 Grey High Tech RAL 9006 Gris High Tech RAL 9006	 Corten Corten Corten

* Led colour

- N 4000K
- 3 3000K, lm -5%
- 2 2700K, lm -5%

Completa il codice sostituendo al quadrato rosso la lettera o il numero corrispondente alla temperatura colore scelta.

Complete the code by replacing the red box with the letter or number corresponding to the selected colour temperature.

Compléter le code en remplaçant le carré rouge par la lettre ou le numéro correspondant à la sélection de température couleur.

Alimentazione diretta
Integral ballast
Alimentation intégrée
✓ 220-240 V



Still







Palo diametro 60 mm in Bayblend senza basamento. Possibilità di installazione con o senza basamento. Anima interno palo in acciaio zincato per altezze da 2000 mm.





Still
60 mm Bayblend pole without base. Possibility of installation with or without base. Galvanized steel inner pole from H 2000 mm.

Still
Poteau de 60 mm en Bayblend sans socle. Possibilité d'installation avec ou sans socle. Noyau interne en acier galvanisé pour poteau à partir de h. 2000 mm.





H 160 mm

COL.	CODE
	LB11033
	LB1103G
	LB1103E
	LB1103K





H 1000 mm

COL.	CODE
	LB1100012
	LB110001G
	LB110001E
	LB110001K





H 2000 mm

COL.	CODE
	LB1100032
	LB110003G
	LB110003E
	LB110003K





H 3000 mm

COL.	CODE
	LB1100052
	LB110005G
	LB110005E
	LB110005K





H 500 mm

COL.	CODE
	LB11112
	LB1111G
	LB1111E
	LB1111K





H 1500 mm

COL.	CODE
	LB1100022
	LB110002G
	LB110002E
	LB110002K

H 2500 mm

COL.	CODE
	LB1100042
	LB110004G
	LB110004E
	LB110004K

H 3500 mm

COL.	CODE
	LB1100062
	LB110006G
	LB110006E
	LB110006K


Disponibile colore bianco su richiesta - White version available - Version blanc disponible



Anima interno palo in acciaio zincato per altezze da 2 m.

Galvanized steel inner pole from H 2 m.

Noyau interne en acier galvanisé pour poteau à partir de h. 2 m.



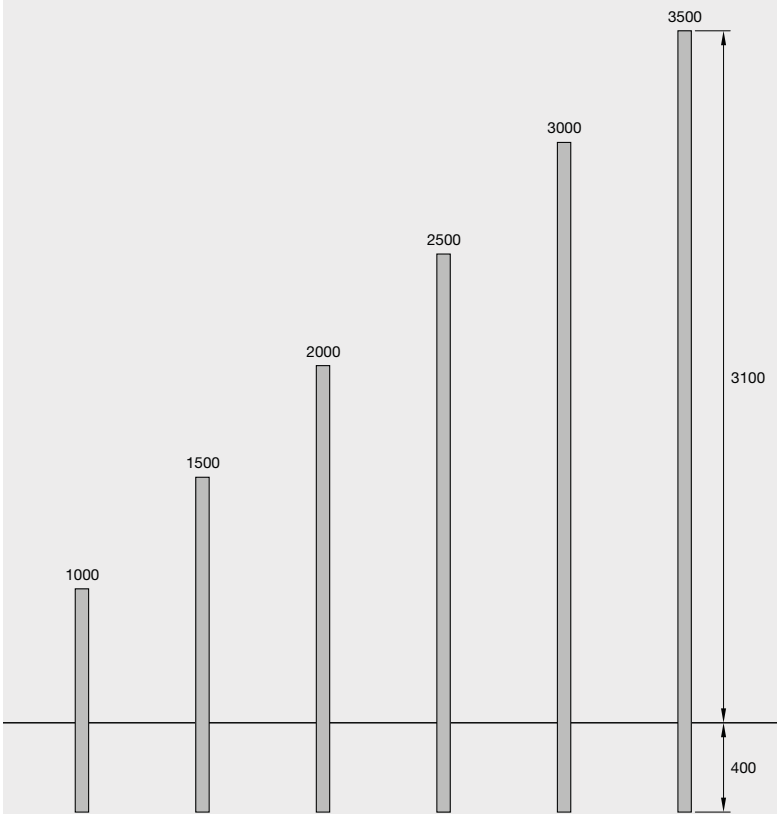
Colori disponibili
Available colours
Couleurs disponibles

Nero
Black
Noir

Corten

Grigio antracite
Grey anthracite
Gris anthracite

Grigio High Tech
Grey High Tech
Gris High Tech

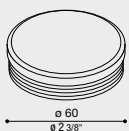


Tappo Palo Still

Tappo in polietilene.

*Cap for Post Still
Polyethylene cap.*


*Couvercle Poteau Still
Couvercle en polyéthylène.*



COL.	CODE
	LB1100082
	LB110008G
	LB110008E
	LB110008K

Tag

Design
Giancarlo Piretti



LED



indoor



outdoor

ACCESSORI

Accessories / Accessoires

Pag. 142



Adatto anche ad uso esterno.

Corpo e snodo in alluminio pressofuso; elevata resistenza all'ossidazione grazie al trattamento di passivazione a base di zirconio e alla verniciatura con resine poliestere stabilizzata ai raggi UV. Fornito con 1 m di cavo di alimentazione H05RN-F pre-cablato. Diffusore in vetro temperato e serigrafato. Riflettore in alluminio. Guarnizioni in silicone per mantenimento grado IP66. Bulloneria in acciaio inox A4. Regolazione inclinazione di 180°.

TAG 110 fornito di sacchetto disidratante ad elevata capacità igroscopica.

LED 4000K (N), 3000K (3) o 2700 (2). Alimentazione diretta 220-240V.

ENG Also suitable for outdoor use.

Die-cast aluminium body and joint; highly resistant to oxidation thanks to the zirconium based passivation treatment and the UV stabilized polyester resin coating. Provided with 1m of prewired power cable H05RN-F. Heat tempered and serigraphed glass diffuser.

Aluminium reflector. Silicone gaskets to maintain IP66 rating.

A4 stainless steel nuts and bolts. 180° angle adjustment.

TAG 110 with highly hygroscopic dehydrating bag.

LED 4000K (N), 3000K (3) or 2700K (2). Integral ballast 220-240V.

FRA Également adapté à l'usage à l'extérieur.

Corps et articulation en aluminium moulé sous pression; haute résistance à l'oxydation grâce au traitement de passivation à base de zirconium et laquage poudre à base de résines polyesters, fixées aux rayons UV. Fourni avec 1m de câble d'alimentation H05RN-F-pré-cablé. Diffuseur en verre trempé et sérigraphié.

Réflecteur en aluminium. Joints en silicone pour maintenir degré IP66.

Visserie en acier inox type A4. Réglage inclinaison de 180°.

TAG 110 avec sac déshydratant avec capacité hygroscopique.

LED 4000K (N), 3000K (3) ou 2700K (2) (blanche chaud). Alimentation intégrée 220-240.

Tag 110



Tag 110 White



IP66
Outdoor e
waterproof



220-240 V
Alimentazione
diretta

Integral ballast
Alimentation intégrée

Tag 210



Tag 210 White



PRE-CABLATO

Prewired
Pré-cablé



Anni di garanzia
sul circuito LED

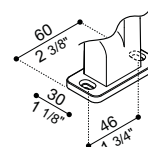
Tag 210 asimmetrico



Tag 210 Power



Interasse fori per fissaggio
Fixing holes
Trous de fixation



Tag

Tag 110			DIFF. TRASP.	POSITION 		
IP 66 IK 06 1J xx3 CE						
LED	W	LM	REAL LM	COL.	CODE *	* LED COLOUR
A++	10	1200	672		LL115000	N 4000K
					LL115001	3 3000K, Im -5%
					LL115002	2 2700K, Im -5%
					LL115003	
			220-240 V			

Apparecchio inaccessibile. Nessun rischio fotobiologico, RGO gruppo di rischio esente (EN62471).

Inaccessible device. No risk of photobiological damage, RGO group (EN62471).

Appareil câblé en usine. Pas de risque photobiologique, RGO groupe (EN62471).

Tag 110 White			DIFF. OPAL.	POSITION 		
IP 66 IK 06 1J xx3 CE						
LED	W	LM	REAL LM	COL.	CODE *	* LED COLOUR
A++	10	1200	473		LL115004	N 4000K
					LL115005	3 3000K, Im -5%
					LL115006	2 2700K, Im -5%
					LL115007	
			220-240 V			

Versione con vetro serigrafato bianco. Apparecchio inaccessibile. Nessun rischio fotobiologico, RGO gruppo di rischio esente (EN62471).

Version with white serigraphed glass. Inaccessible device. No risk of photobiological damage, RGO group (EN62471).

Version avec verre blanc sérigraphié. Appareil câblé en usine. Pas de risque photobiologique, RGO groupe (EN62471).

Tag 210			DIFF. TRASP.	POSITION 		
IP 66 IK 06 1J xx3 CE						
LED	W	LM	REAL LM	COL.	CODE *	* LED COLOUR
A++	25	3500	2585		LL115100	N 4000K
					LL115101	3 3000K, Im -5%
					LL115102	2 2700K, Im -5%
					LL115103	
			220-240 V			

Predisposto per doppio ingresso alimentazione. Nessun rischio fotobiologico nelle normali condizioni di impiego, RG1 gruppo di rischio basso (EN62471).

Prearranged for double power input. No photobiological risk under normal operating conditions, RG1 low risk group (EN62471).

Équipé d'une double entrée alimentation. Aucun risque photobiologique dans des conditions d'utilisation normales, RG1 groupe de risque bas (EN62471).

Finishing

	Bianco RAL 9010 White RAL 9010 Blanc RAL 9010		Grigio antracite RAL 7021 Grey anthracite RAL 7021 Gris anthracite RAL 7021
	Grigio High Tech RAL 9006 Grey High Tech RAL 9006 Gris High Tech RAL 9006		Corten Corten Corten

Alimentazione diretta
Integral ballast
Alimentation intégrée
 220-240 V



Tag 210 White



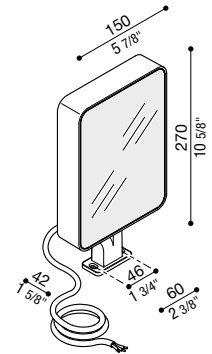
DIFF. OPAL.

POSITION



IP 66 IK 06 1J xx3 C E

LED	W	LM	REAL LM	COL.	CODE *	* LED COLOUR
A++					LL115108 <input type="checkbox"/>	<input type="checkbox"/> 4000K
	25	3500	1808	<input type="checkbox"/>	LL115109 <input type="checkbox"/>	<input type="checkbox"/> 3000K, lm -5%
				<input type="checkbox"/>	LL115110 <input type="checkbox"/>	<input type="checkbox"/> 2700K, lm -5%
				<input type="checkbox"/>	LL115111 <input type="checkbox"/>	



Versione con vetro serigrafato bianco. Predisposto per doppio ingresso alimentazione. Nessun rischio fotobiologico nelle normali condizioni di impiego, RG1 gruppo di rischio basso (EN62471).

Version with white serigraphed glass. Prearranged for double power input. No photobiological risk under normal operating conditions, RG1 low risk group (EN62471).


Version avec verre blanc sérigraphié. Équipé d'une double entrée alimentation. Aucun risque photo biologique dans des conditions d'utilisation normales, RG1 groupe de risque bas (EN62471).

Tag 210 asimmetrico



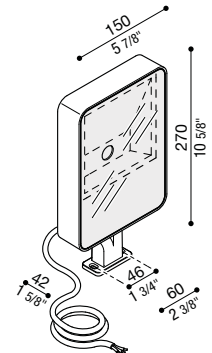
DIFF. TRASP.

POSITION



IP 66 IK 06 1J xx3 C E

LED	W	LM	REAL LM	COL.	CODE *	* LED COLOUR
A++					LL115104 <input type="checkbox"/>	<input type="checkbox"/> 4000K
	25	3500	2386	<input type="checkbox"/>	LL115105 <input type="checkbox"/>	<input type="checkbox"/> 3000K, lm -5%
				<input type="checkbox"/>	LL115106 <input type="checkbox"/>	<input type="checkbox"/> 2700K, lm -5%
				<input type="checkbox"/>	LL115107 <input type="checkbox"/>	



Predisposto per doppio ingresso alimentazione. Nessun rischio fotobiologico nelle normali condizioni di impiego, RG1 gruppo di rischio basso (EN62471).

Prearranged for double power input. No photobiological risk under normal operating conditions, RG1 low risk group (EN62471).

Équipé d'une double entrée alimentation. Aucun risque photo biologique dans des conditions d'utilisation normales, RG1 groupe de risque bas (EN62471).

Tag 210 Power



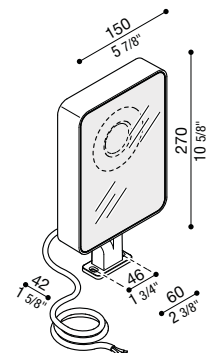
DIFF. TRASP.

POSITION



IP 66 IK 06 1J xx3 C E

LED	W	LM	REAL LM	COL.	CODE **	* OPTIC	* LED COLOUR
A++					LL115166 <input type="checkbox"/>	<input type="checkbox"/> S 27°	<input type="checkbox"/> 4000K
	35	4500	3120	<input type="checkbox"/>	LL115167 <input type="checkbox"/>	<input type="checkbox"/> W 90°	<input type="checkbox"/> 3000K, lm -5%
				<input type="checkbox"/>	LL115168 <input type="checkbox"/>	<input type="checkbox"/> A Asymm.	<input type="checkbox"/> 2700K, lm -5%
				<input type="checkbox"/>	LL115169 <input type="checkbox"/>		



Predisposto per doppio ingresso alimentazione. Nessun rischio fotobiologico nelle normali condizioni di impiego, RG1 gruppo di rischio basso (EN62471).

Prearranged for double power input. No photobiological risk under normal operating conditions, RG1 low risk group (EN62471).

Équipé d'une double entrée alimentation. Aucun risque photo biologique dans des conditions d'utilisation normales, RG1 groupe de risque bas (EN62471).

*** Led colour**

- 4000K
- 3000K, lm -5%
- 2700K, lm -5%

Completa il codice sostituendo al quadrato rosso la lettera o il numero corrispondente alla temperatura colore scelta.

Complete the code by replacing the red box with the letter or number corresponding to the selected colour temperature.

Compléter le code en remplaçant le carré rouge par la lettre ou le numéro correspondant à la sélection de température couleur.

*** Optic**

-

Completa il codice sostituendo al quadrato grigio la lettera corrispondente al modello di ottica scelta.

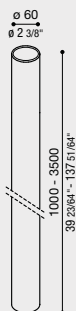
Complete the code by replacing the grey box with the letter corresponding to the selected optic model.

Compléter le code en remplaçant le carré gris par la lettre correspondante au modèle de lentille choisie.

ACCESSORI

Accessories / Accessoires

Still



Palo diametro 60 mm in Bayblend senza basamento.
Possibilità di installazione con o senza basamento.
Anima interno palo in acciaio zincato per altezze da 2000 mm.

Still
60 mm Bayblend pole without base.
Possibility of installation with or without base.
Galvanized steel inner pole from H 2000 mm.

Still
Poteau de 60 mm en Bayblend sans socle.
Possibilité d'installation avec ou sans socle.
Noyau interne en acier galvanisé pour poteau à partir de h. 2000 mm.

H 160 mm

COL.	CODE
	LB11033
	LB1103G
	LB1103E
	LB1103K

H 1500 mm

COL.	CODE
	LB1100022
	LB110002G
	LB110002E
	LB110002K

H 3000 mm

COL.	CODE
	LB1100052
	LB110005G
	LB110005E
	LB110005K

H 500 mm

COL.	CODE
	LB11112
	LB1111G
	LB1111E
	LB1111K

H 2000 mm

COL.	CODE
	LB1100032
	LB110003G
	LB110003E
	LB110003K

H 3500 mm

COL.	CODE
	LB1100062
	LB110006G
	LB110006E
	LB110006K

H 1000 mm

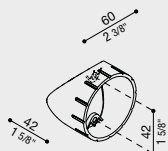
COL.	CODE
	LB1100012
	LB110001G
	LB110001E
	LB110001K

H 2500 mm

COL.	CODE
	LB1100042
	LB110004G
	LB110004E
	LB110004K

Disponibile colore bianco su richiesta
White version available
Version blanc disponible

Adattatore Laterale Palo Still Ø 60 Tag



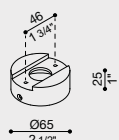
Adattatore in policarbonato nero per installazione laterale Tag 110/ Tag 210 su palo standard Ø 60 mm.
Possibilità di regolare la rotazione dell'adattatore a 360°. Da abbinare a "Adattatore Palo Post Ø60 Tag" non incluso.

Side Adaptor Still Post Ø 60 Tag
Adaptor in black polycarbonate for Tag 110/ Tag 210 for side installation on standard post Ø 60mm.
Adaptor 360° angle adjustment. To be combined with "Adaptor for Post Ø60 Tag" not included.

Adaptateur Latéral Pour Poteau Still Ø 60 Tag
Adaptateur en polycarbonate noir pour installation latérale sur poteau standard Ø60 mm.
Possibilité de régler la rotation de l'adaptateur à 360°. Produit pour accompagner l'adaptateur "Poteau Post Ø60 Tag", pas inclus.

COL.	CODE
	LB1150036
	LB1150037
	LB1150038

Adattatore palo Still Ø 60 Tag



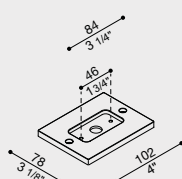
Adattatore per installazione Tag110/210 su palo standard Ø60 mm. Corpo realizzato in alluminio pressofuso con elevata resistenza all'ossidazione, verniciato con resine di poliestere stabilizzate ai raggi UV. Bulloneria in acciaio inox A4.

Adaptor for Still Post Ø 60 Tag
Adapter for installation Tag 110/ 210 on a standard post Ø60 mm.
Die-cast aluminum Body, highly resistant to oxidization, coated with UV-stabilised polyester resins. A4 stainless steel nuts and bolts.

Adaptateur poteau Still Ø60 Tag
Adaptateur pour installation Tag110/210 sur poteau standard Ø60 mm. Corps réalisé en aluminium moulé sous pression avec excellente résistance à l'oxydation, peinture avec résines polyester stabilisées aux rayons UV. Boulonnerie en acier inox A4.

COL.	CODE
	LB1150012
	LB1150013
	LB1150014

Adattatore Tag per scatola 503



Adattatore per montaggio Tag110 su scatola incasso standard 503. Corpo in alluminio pressofuso; elevata resistenza all'ossidazione grazie al trattamento di passivazione a base di zirconio e alla verniciatura con resine poliestere stabilizzata ai raggi UV. Bulloneria in acciaio inox A4.

Adapter for fitting Tag 110 on the standard recess box 503. Body made of die-cast aluminium; highly resistant to oxidization thanks to the zirconium based passivation process and the coating with UV-stabilised polyester resins. A4 stainless steel nuts and bolts.

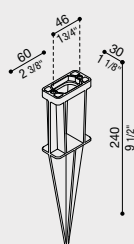
Adaptateur pour montage Tag110 sur boîte encastré standard 503. Corps, articulation en aluminium moulé sous pression; excellente résistance à l'oxydation grâce au traitement de passivation à base de zirconium et à la peinture avec résines polyester stabilisées aux rayons UV. Boulonnerie en acier inox A4.

COL.	CODE
	LB1150003
	LB1150004
	LB1150005
	LB1150006



ACCESSORI
Accessories / Accessoires

Accessorio giardino - Tag




Accessorio da giardino da abbinare a Tag 110/210 realizzato in materiale termoplastico. Adatto per uso esterno, idoneo per installazione a terra.

Garden accessory
Thermoplastic garden accessory for Tag 110/ 210. Suitable for outdoor use and ground application.

Accessoire de jardin
Accessoire de jardin en matériau thermoplastique à associer à Tag 110/ 210. Eglament adapté à l'usage * extérieur. Convient pour une utilisation au sol.

COL.	CODE
	LB1150035

Braccetto Tag110/Tag210



Possibilità di installazione Tag 110/210 su palo, altezza: 500 mm - 300 mm - 160 mm, predisposto per installazione a parete e soffitto. Palo in estruso di alluminio. Elevata resistenza all'ossidazione grazie al trattamento di passivazione a base di zirconio e alla verniciatura con resine poliestere stabilizzata ai raggi UV. Bulloneria in acciaio inox A4. Completo di kit di fissaggio e cavo tirante in acciaio.

Bracket Tag110/Tag210
Possibility of installation Tag 110/210 on a post, height: 500 mm - 300 mm - 160 mm, designed for wall or ceiling installation. Post made of extruded aluminium. Highly resistant to oxidization thanks to the zirconium based passivation process and the coating with UV-stabilised polyester resins. A4 stainless steel nuts and bolts. Complete with fastening kit and stainless steel cable.

Bras Tag110/Tag210
Possibilité d'installation Tag 110/210 sur poteau, hauteur : 500 mm - 300 mm - 160 mm, prévu pour installation au mur et au plafond. Poteau en aluminium extrudé. Excellente résistance à l'oxydation grâce au traitement de passivation à base de zirconium et à la peinture avec résines polyester stabilisées aux rayons UV. Boulonnerie en acier inox A4. Kit de fixation et tige en acier compris.

Lunghezza 160 mm - Length 160 mm - Longueur 160 mm

Lunghezza 300 mm - Length 300 mm - Longueur 300 mm

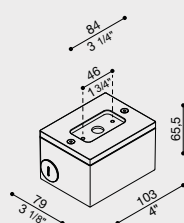
Lunghezza 500 mm - Length 500 mm - Longueur 500 mm

COL.	CODE
	LB1150015
	LB1150016
	LB1150017
	LB1150018

COL.	CODE
	LB1150019
	LB1150020
	LB1150021
	LB1150022

COL.	CODE
	LB1150023
	LB1150024
	LB1150025
	LB1150026

Box di derivazione Tag110/210



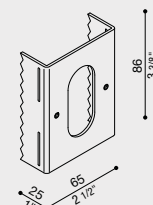
Box di derivazione per montaggio tag110/210 sporgente a parete (non per incasso). Corpo in alluminio pressofuso per il collegamento rapido con tubo rigido 20mm. Elevata resistenza all'ossidazione grazie al trattamento di passivazione a base di zirconio e alla verniciatura con resine poliestere stabilizzata ai raggi UV. Bulloneria in acciaio inox A4.

Electrical junction box for fitting Tag 110/210 so that it projects from the wall (not flush fitting). Body made of die-cast aluminium for fast connection to the rigid 20 mm. pipe. Highly resistant to oxidization thanks to the zirconium based passivation process and the coating with UV-stabilised polyester resins. A4 stainless steel nuts and bolts.

Box de dérivation pour montage tag110/210 en saillie sur le mur (ne peut pas être encastré dans le mur). Corps en aluminium moulé sous pression pour le raccord rapide avec tube rigide 20mm. Excellente résistance à l'oxydation grâce au traitement de passivation à base de zirconium et à la peinture avec résine polyester stabilisée aux rayons UV. Boulonnerie en acier inox A4.

COL.	CODE
	LB1150007
	LB1150008
	LB1150009
	LB1150010

Adattatore albero



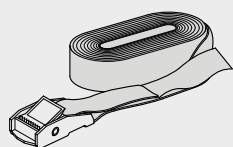
Adattatore per prodotti Ago, Tag e Noa in lamiera zincata per l'installazione su albero. Possibilità di installare più adattatori sullo stesso tronco. Abbinabile all'accessorio cinghia di fissaggio cod. LB1260019 (non inclusa).

Adapter for tree installation AGO / TAG / NOA adapter in galvanized plate for tree installation. Possibility to install several adapters on the same trunk. Combined with fixing strap accessory cod. LB1260019 (not included).

Adaptateur pour les arbres Adaptateur AGO / TAG / NOA en acier galvanisé pour l'installation sur les arbres. Possibilité d'installer plusieurs adaptateurs sur le même tronc. Peut être combiné avec la ceinture de fixation cod. LB1260019 (pas inclus).

COL.	CODE
	LB1260018

Cinghia albero



Cinghia albero lunghezza 6000 mm e larghezza 25 mm. Abbinabile all'adattatore albero cod. LB1260018 (non incluso).

Tree belt Tree belt 6000 mm length and 25 mm width. Combined with tree adapter cod. LB1260018 (not included).

Ceinture pour arbre, hauteur 6000 mm et largeur 25 mm. Peut-être combinée avec l'adaptateur d'arbre cod. LB1260018 (pas inclus).

COL.	CODE
	LB1260019



Tag



Disponibile in diverse colorazioni.
Available in different colours.
Disponibile en différentes couleurs.




Tag 210 Power


S 27°



A Asimm.



W 90°





Tag 110/210 white

Tag



Tag 110



Tag 210



Tag 210

Hippisch Centrum



Tag 210

Kit Tag



1 KIT TAG SIDE POST

2 KIT TAG BOX

3 KIT TAG BRACCETTO



IP66
Outdoor e
waterproof



220-240 V
Alimentazione
diretta

*Integral ballast
Alimentation intégrée*



4 KIT TAG POST

5 KIT TAG GARDEN

Kit Tag Box

Design
Giancarlo Alci



LED



indoor



outdoor



Anni di garanzia
sul circuito LED

Kit-01: composto da Tag 110 + Box di derivazione. Apparecchio inaccessibile, fornito con 1 m di cavo di alimentazione H05RN-F pre-cablato. Nessun rischio fotobiologico, RGO gruppo di rischio esente (EN62471).

Kit-02: composto da Tag 210 + Box di derivazione. Predisposto per doppio ingresso alimentazione. Fornito con 1 m di cavo di alimentazione H05RN-F pre-cablato. Nessun rischio fotobiologico nelle normali condizioni di impiego, RG1 gruppo di rischio basso (EN62471).

Kit-03: composto da Tag 210 asimmetrico + Box di derivazione. Predisposto per doppio ingresso alimentazione. Fornito con 1 m di cavo di alimentazione H05RN-F pre-cablato. Nessun rischio fotobiologico nelle normali condizioni di impiego, RG1 gruppo di rischio basso (EN62471).

Adatto anche ad uso esterno. Corpo, snodo e box in alluminio pressofuso; elevata resistenza all'ossidazione grazie al trattamento di passivazione a base di zirconio e alla verniciatura con resine poliestere stabilizzata ai raggi UV. Diffusore in vetro temperato e serigrafato. Riflettore in alluminio. Guarnizioni in silicone per mantenimento grado IP66. Bulloneria in acciaio inox A4. Regolazione inclinazione di 180°. **LED 4000K (N), 3000K (3) o 2700K (2). Alimentazione diretta 220-240V.**

ENG Kit-01: consisting of Tag 110 + electrical junction box. Inaccessible device, provided with 1m of prewired power cable H05RN-F. No risk of photobiological damage, RGO group (EN62471).

Kit-02: consisting of Tag210 + electrical junction box. Prearranged for double power input. Provided with 1m of prewired power cable H05RN-F. No photobiological risk under normal operating conditions, RG1 low risk group (EN62471).

Kit-03: consisting of assymetric Tag 210 + electrical junction box. Prearranged for double power input. Provided with 1m of prewired power cable H05RN-F. No photobiological risk under normal operating conditions, RG1 low risk group (EN62471).

Also suitable for outdoor use. Body, joint and box in die-cast aluminium highly resistant to oxidation thanks to the zirconium based passivation treatment and the UV stabilized polyester resin coating. Heat tempered and serigraphed glass diffuser. Aluminium reflector. Silicone gaskets to maintain IP66 rating. A4 stainless steel nuts and bolts. 180° angle adjustment.

LED 4000K (N), 3000K (3) or 2700K (2). Integral ballast 220-240V.

FRA Kit-01 : composé de Tag 110 + Box de dérivation. Appareil câble de usine, fourni avec 1m de câble d'alimentation H05RN-F-pré-cablé. Pas de risque photobiologique, RGO groupe (EN62471).

Kit-02 : composé de Tag 210 + Box de dérivation. Équipé d'une double entrée alimentation. Fourni avec 1m de câble d'alimentation H05RN-F-pré-cablé. Aucun risque photo biologique dans des conditions d'utilisation normales, RG1 groupe de risque bas (EN62471).

Kit-03 : composé de Tag 210 asymétrique + Box de dérivation. Équipé d'une double entrée alimentation. Fourni avec 1m de câble d'alimentation H05RN-F-pré-cablé. Aucun risque photo biologique dans des conditions d'utilisation normales, RG1 groupe de risque bas (EN62471). Peut être utilisé à l'extérieur. Corps, articulation et box en aluminium moulé sous pression; haute résistance à l'oxydation grâce au traitement de passivation à base de zirconium et laquage poudre à base de résines polyesters, fixées aux rayons UV. Diffuseur en verre trempé et sérigraphié. Réflecteur en aluminium. Joints en silicone pour maintenir degré IP66. Visserie en acier inox type A4. Réglage inclinaison de 180°.

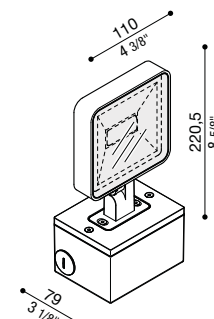
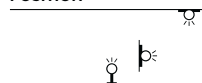
LED 4000K (N), 3000K (3) ou 2700K (2) (blanche chaude). Alimentation intégrée 220-240.



Kit-01 Tag 110 BOX

DIFF. TRASP.

POSITION



IP 66 IK 06 1J xx3 C E

LED	W	LM	REAL LM	COL.	CODE *	* LED COLOUR
A++					LL115008□	N 4000K
	10	1200	672	⊕ 220-240 V	LL115009□	3 3000K, Im -5%
					LL115010□	2 2700K, Im -5%
					LL115011□	

Kit composto dagli attuali codici KIT TAG 110 + LB1150007/8/9/10.

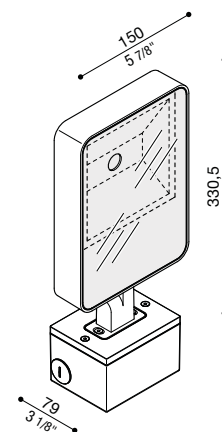
Kit consisting of the current codes KIT TAG 110 + LB1150007/8/9/10.

Kit composé des codes actuels KIT TAG 110 + LB1150007/8/9/10.

Kit-02 Tag 210 BOX

DIFF. TRASP.

POSITION



IP 66 IK 06 1J xx3 C E

LED	W	LM	REAL LM	COL.	CODE *	* LED COLOUR
A++					LL115012□	N 4000K
	25	3500	2585	⊕ 220-240 V	LL115013□	3 3000K, Im -5%
					LL115014□	2 2700K, Im -5%
					LL115015□	

Kit composto dagli attuali codici TAG 210 + LB1150007/8/9/10.

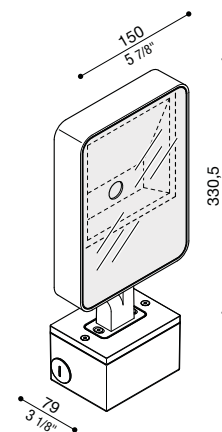
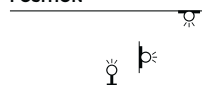
Kit consisting of the current codes KIT TAG 210 + LB1150007/8/9/10.

Kit composé des codes actuels KIT TAG 210 + LB1150007/8/9/10.

Kit-03 Tag 210 asimmetrico BOX

DIFF. TRASP.

POSITION



IP 66 IK 06 1J xx3 C E

LED	W	LM	REAL LM	COL.	CODE *	* LED COLOUR
A++					LL115016□	N 4000K
	25	3500	2386	⊕ 220-240 V	LL115017□	3 3000K, Im -5%
					LL115018□	2 2700K, Im -5%
					LL115019□	

Kit composto dagli attuali codici TAG 210 ASIMMETRICO + LB1150007/8/9/10.

Kit consisting of the current codes TAG 210 ASIMMETRICO + LB1150007/8/9/10.

Kit composé des codes actuels TAG 210 ASIMMETRICO + LB1150007/8/9/10.

Finishing

	Bianco RAL 9010 White RAL 9010 Blanc RAL 9010		Grigio antracite RAL 7021 Grey anthracite RAL 7021 Gris anthracite RAL 7021
	Grigio High Tech RAL 9006 Grey High Tech RAL 9006 Gris High Tech RAL 9006		Corten Corten Corten

* Led colour

- N 4000K
- 3 3000K, Im -5%
- 2 2700K, Im -5%

Completa il codice sostituendo al quadrato rosso la lettera o il numero corrispondente alla temperatura colore scelta.

Complete the code by replacing the red box with the letter or number corresponding to the selected colour temperature.

Compléter le code en remplaçant le carré rouge par la lettre ou le numéro correspondant à la sélection de température couleur.

Alimentazione diretta

Integral ballast
Alimentation intégrée

✓ 220-240 V

Kit Tag Garden

Design
Giancarlo Alci



Kit-04: composto da Tag 110 + Accessorio da giardino. Apparecchio inaccessibile, fornito con 1 m di cavo di alimentazione H05RN-F pre-cablato. Nessun rischio fotobiologico, RG0 gruppo di rischio esente (EN62471).

Kit-05: composto da Tag 210 + Accessorio da giardino. Predisposto per doppio ingresso alimentazione. Fornito con 1 m di cavo di alimentazione H05RN-F pre-cablato. Nessun rischio fotobiologico nelle normali condizioni di impiego, RG1 gruppo di rischio basso (EN62471).

Kit-06: composto da Tag 210 asimmetrico + Accessorio da giardino. Predisposto per doppio ingresso alimentazione. Fornito con 1 m di cavo di alimentazione H05RN-F pre-cablato. Nessun rischio fotobiologico nelle normali condizioni di impiego, RG1 gruppo di rischio basso (EN62471).

Adatto anche ad uso esterno. Corpo e snodo in alluminio pressofuso; elevata resistenza all'ossidazione grazie al trattamento di passivazione a base di zirconio e alla verniciatura con resine poliestere stabilizzata ai raggi UV. Diffusore in vetro temperato e serigrafato. Riflettore in alluminio. Guarnizioni in silicone per mantenimento grado IP66. Bulloneria in acciaio inox A4. Regolazione inclinazione di 180°. Accessorio da giardino da abbinare a Tag 110/210 realizzato in materiale termoplastico. Adatto per uso esterno, idoneo per installazione a terra. **LED 4000K (N), 3000K (3) o 2700K (2). Alimentazione diretta 220-240V.**

ENG Kit-04: consisting of Tag 110 + Garden accessory. Inaccessible device, provided with 1m of prewired power cable H05RN-F. No risk of photobiological damage, RG0 group (EN62471).

Kit-05: consisting of Tag210 + Garden accessory. Prearranged for double power input. Provided with 1m of prewired power cable H05RN-F. No photobiological risk under normal operating conditions, RG1 low risk group (EN62471).

Kit-06: consisting of assymetric Tag 210 + Garden accessory. Prearranged for double power input. Provided with 1m of prewired power cable H05RN-F. No photobiological risk under normal operating conditions, RG1 low risk group (EN62471). Also suitable for outdoor use. Die-cast aluminum Body and joint highly resistant to oxidation thanks to the zirconium based passivation treatment and the UV stabilized polyester resin coating. Heat tempered and serigraphed glass diffuser. Aluminum reflector. Silicone gaskets to maintain IP66 rating. A4 stainless steel nuts and bolts. 180° angle adjustment.

Thermoplastic garden accessory for Tag 110/ 210. Suitable for outdoor use and ground application.

LED 4000K (N), 3000K (3) or 2700K (2). Integral ballast 220-240V.

FRA Kit-04 : composé de Tag 110 + Accessoire de jardin. Appareil câble de usine, fourni avec 1m de câble d'alimentation H05RN-F-pré-cablé. Pas de risque photobiologique, RG0 groupe (EN62471).

Kit-05 : composé de Tag 210 + Accessoire de jardin. Équipé d'une double entrée alimentation. Fourni avec 1m de câble d'alimentation H05RN-F-pré-cablé. Aucun risque photo biologique dans des conditions d'utilisation normales, RG1 groupe de risque bas (EN62471).

Kit-06 : composé de Tag 210 asymétrique + Accessoire de jardin. Équipé d'une double entrée alimentation. Fourni avec 1m de câble d'alimentation H05RN-F-pré-cablé. Aucun risque photo biologique dans des conditions d'utilisation normales, RG1 groupe de risque bas (EN62471). Avec double entrée alimentation. Aucun risque photobiologique dans des conditions d'utilisation normales, RG1 groupe risque faible (EN62471). Peut être utilisé à l'extérieur. Corps et articulation en aluminium moulé sous pression; haute résistance à l'oxydation grâce au traitement de passivation à base de zirconium et laquage poudre à base de résines polyesters, fixées aux rayons UV. Diffuseur en verre trempé et sérigraphié. Réflecteur en aluminium. Joints en silicone pour maintenir degré IP66. Visserie en acier inox type A4. Réglage inclinaison de 180°. Accessoire de jardin en matériau thermoplastique à associer à Tag 110/ 210. Eglament adapté à l'usage " extérieur. Convient pour une utilisation au sol. **LED 4000K (N), 3000K (3) ou 2700K (2) (blanche chaud). Alimentation intégrée 220-240.**



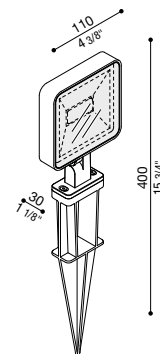
Kit 04 - Tag 110 Garden

DIFF. TRASP.

POSITION

IP 66 IK 06 1J xx3 CE

LED	W	LM	REAL LM	COL.	CODE *	* LED COLOUR
A++					LL115026□	N 4000K
	10	1200	672	⊕ 220-240 V	LL115027□	3 3000K, lm -5%
					LL115028□	2 2700K, lm -5%
					LL115029□	



KIT composto da TAG 110 + LB1150035.

Kit consisting of TAG 110 + LB1150035.

Kit composé des TAG 110 + LB1150035.

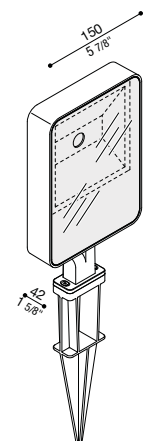
Kit 05 - Tag 210 Garden

DIFF. TRASP.

POSITION

IP 66 IK 06 1J xx3 CE

LED	W	LM	REAL LM	COL.	CODE *	* LED COLOUR
A++					LL115119□	N 4000K
	25	3500	2585	⊕ 220-240 V	LL115120□	3 3000K, lm -5%
					LL115121□	2 2700K, lm -5%
					LL115122□	



KIT composto da TAG 210 + LB1150035.

Kit consisting of TAG 210 + LB1150035.

Kit composé des TAG 210 + LB1150035.

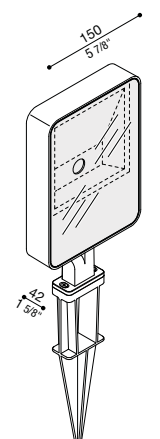
Kit 06 - Tag 210 Asimmetrico Garden

DIFF. TRASP.

POSITION

IP 66 IK 06 1J xx3 CE

LED	W	LM	REAL LM	COL.	CODE *	* LED COLOUR
A++					LL115123□	N 4000K
	25	3500	2386	⊕ 220-240 V	LL115124□	3 3000K, lm -5%
					LL115125□	2 2700K, lm -5%
					LL115126□	



KIT composto da TAG 210 Asimmetrico + LB1150035.

Kit consisting of TAG 210 Asimmetrico + LB1150035.

Kit composé des TAG 210 Asimmetrico + LB1150035.

Finishing

	Bianco RAL 9010 White RAL 9010 Blanc RAL 9010		Grigio antracite RAL 7021 Grey anthracite RAL 7021 Gris anthracite RAL 7021
	Grigio High Tech RAL 9006 Grey High Tech RAL 9006 Gris High Tech RAL 9006		Corten Corten Corten

* Led colour

- N 4000K
- 3 3000K, lm -5%
- 2 2700K, lm -5%

Completa il codice sostituendo al quadrato rosso la lettera o il numero corrispondente alla temperatura colore scelta.

Complete the code by replacing the red box with the letter or number corresponding to the selected colour temperature.

Compléter le code en remplaçant le carré rouge par la lettre ou le numéro correspondant à la sélection de température couleur.

Alimentazione diretta
Integral ballast
Alimentation intégrée
✓ 220-240 V

Kit Tag Post

Design
Giancarlo Alci



Kit-07: composto da Tag 110 + Adattatore palo post Ø 60. Apparecchio inaccessibile, fornito con 1 m di cavo di alimentazione H05RN-F pre-cablato. Nessun rischio fotobiologico, RG0 gruppo di rischio esente (EN62471).

Kit-08: composto da Tag 210 + Adattatore palo post Ø 60. Predisposto per doppio ingresso alimentazione. Fornito con 1 m di cavo di alimentazione H05RN-F pre-cablato. Nessun rischio fotobiologico nelle normali condizioni di impiego, RG1 gruppo di rischio basso (EN62471).

Kit-09: composto da Tag 210 asimmetrico + Adattatore palo post Ø 60. Predisposto per doppio ingresso alimentazione. Fornito con 1 m di cavo di alimentazione H05RN-F pre-cablato. Nessun rischio fotobiologico nelle normali condizioni di impiego, RG1 gruppo di rischio basso (EN62471).

Adatto anche ad uso esterno. Corpo e snodo in alluminio pressofuso; elevata resistenza all'ossidazione grazie al trattamento di passivazione a base di zirconio e alla verniciatura con resine poliestere stabilizzata ai raggi UV. Diffusore in vetro temperato e serigrafato. Riflettore in alluminio. Guarnizioni in silicone per mantenimento grado IP66. Bulloneria in acciaio inox A4. Regolazione inclinazione di 180°. Adattatore per installazione Tag110/210 su palo standard Ø60 mm. Corpo realizzato in alluminio pressofuso con elevata resistenza all'ossidazione, verniciato con resine di poliestere stabilizzate ai raggi UV. Bulloneria in acciaio inox A4. Palo post non incluso. **LED 4000K (N), 3000K (3) o 2700K (2). Alimentazione diretta 220-240V.**

ENG Kit-07: consisting of Tag 110 + Adaptor for Post Ø 60. Inaccessible device, provided with 1m of prewired power cable H05RN-F. No risk of photobiological damage, RG0 group (EN62471).

Kit-08: consisting of Tag210 + Adaptor for Post Ø 60. Prearranged for double power input. Provided with 1m of prewired power cable H05RN-F. No photobiological risk under normal operating conditions, RG1 low risk group (EN62471).

Kit-09: consisting of assymetric Tag 210 + Adaptor for Post Ø 60. Prearranged for double power input. Provided with 1m of prewired power cable H05RN-F. No photobiological risk under normal operating conditions, RG1 low risk group (EN62471).

Also suitable for outdoor use. Die-cast aluminum Body and joint highly resistant to oxidation thanks to the zirconium based passivation treatment and the UV stabilized polyester resin coating. Heat tempered and serigraphed glass diffuser. Aluminum reflector. Silicone gaskets to maintain IP66 rating. A4 stainless steel nuts and bolts. 180° angle adjustment. Adapter for installation Tag 110/210 on a standard post Ø60 mm. Die-cast aluminum Body, highly resistant to oxidation, coated with UV-stabilised polyester resins. A4 stainless steel nuts and bolts. Post not included. **LED 4000K (N), 3000K (3) or 2700K (2). Integral ballast 220-240V.**

FRA Kit-07 : composé de Tag 110 + Adaptateur poteau Still Ø60. Appareil câble en usine , fourni avec 1m de câble d'alimentation H05RN-F-pré-cablé. Pas de risque photobiologique, RG0 groupe (EN62471).

Kit-08 : composé de Tag 210 + Adaptateur poteau Still Ø60. Équipé d'une double entrée alimentation. Fourni avec 1m de câble d'alimentation H05RN-F-pré-cablé. Aucun risque photo biologique dans des conditions d'utilisation normales, RG1 groupe de risque bas (EN62471).

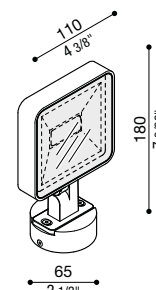
Kit-09 : composé de Tag 210 asymétrique + Adaptateur poteau Still Ø60. Équipé d'une double entrée alimentation. Fourni avec 1m de câble d'alimentation H05RN-F-pré-cablé. Aucun risque photobiologique dans des conditions d'utilisation normales, RG1 groupe de risque faible (EN62471). Peut être utilisé à l'extérieur. Corps et articulation en aluminium moulé sous pression; haute résistance à l'oxydation grâce au traitement de passivation à base de zirconium et laquage poudre à base de résines polyesters, fixées aux rayons UV. Diffuseur en verre trempé et sérigraphié. Réflecteur en aluminium. Joints en silicone pour maintenir degré IP66. Visserie en acier inox type A4. Réglage inclinaison de 180°. Adaptateur pour installation Tag110/210 sur poteau standard Ø60 mm. Corps réalisé en aluminium moulé sous pression avec excellente résistance à l'oxydation, peinture avec résines polyester stabilisées aux rayons UV. Boulonnerie en acier inox A4. Poteau non incluse. **LED 4000K (N), 3000K (3) ou 2700K (2) (blanche chaud). Alimentation intégrée 220-240.**



Kit 07 - Tag 110 Post

DIFF. TRASP.

POSITION



IP 66 IK 06 1J xx3 CE

LED	W	LM	REAL LM	COL.	CODE *	* LED COLOUR
A++	10	1200	672		LL115023□	N 4000K
					LL115024□	3 3000K, lm -5%
					LL115025□	2 2700K, lm -5%

KIT composto da TAG 110 + LB1150012/3/4.

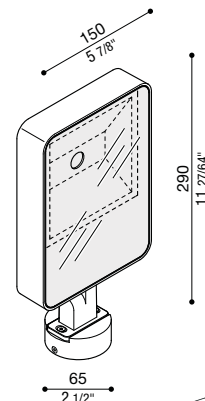

Kit consisting of TAG 110 + LB1150012/3/4.

Kit composé des TAG 110 + LB1150012/3/4.

Kit 08 - Tag 210 Post

DIFF. TRASP.

POSITION



IP 66 IK 06 1J xx3 CE

LED	W	LM	REAL LM	COL.	CODE *	* LED COLOUR
A++	25	3500	2585		LL115113□	N 4000K
					LL115114□	3 3000K, lm -5%
					LL115115□	2 2700K, lm -5%

KIT composto da TAG 210 + LB1150012/3/4.

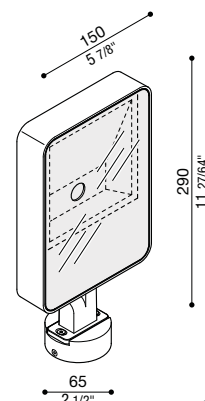
Kit consisting of TAG 210 + LB1150012/3/4.

Kit composé des TAG 210 + LB1150012/3/4.

Kit 09 - Tag 210 Asimmetrico Post

DIFF. TRASP.

POSITION



IP 66 IK 06 1J xx3 CE

LED	W	LM	REAL LM	COL.	CODE *	* LED COLOUR
A++	25	3500	2386		LL115116□	N 4000K
					LL115117□	3 3000K, lm -5%
					LL115118□	2 2700K, lm -5%

KIT composto da TAG 210 Asimmetrico + LB1150012/3/4.

Kit consisting of TAG 210 Asimmetrico + LB1150012/3/4.

Kit composé des TAG 210 Asimmetrico + LB1150012/3/4.

Finishing

	Grigio High Tech RAL 9006 Grey High Tech RAL 9006 Gris High Tech RAL 9006		Corten Corten Corten
	Grigio antracite RAL 7021 Grey anthracite RAL 7021 Gris anthracite RAL 7021		

* Led colour

- N 4000K
- 3 3000K, lm -5%
- 2 2700K, lm -5%

Completa il codice sostituendo al quadrato rosso la lettera o il numero corrispondente alla temperatura colore scelta.

Complete the code by replacing the red box with the letter or number corresponding to the selected colour temperature.

Compléter le code en remplaçant le carré rouge par la lettre ou le numéro correspondant à la sélection de température couleur.

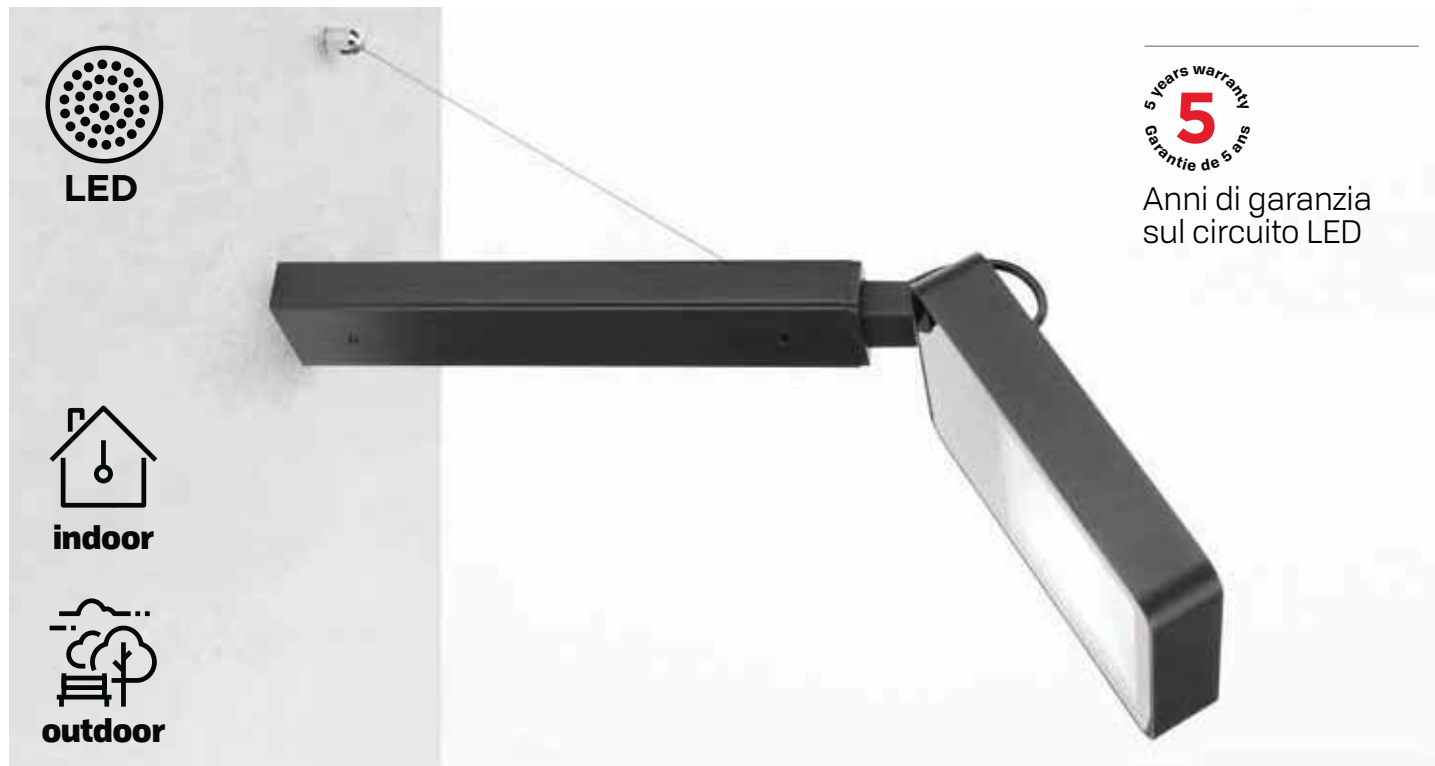
Alimentazione diretta

Integral ballast
Alimentation intégrée

220-240 V

Kit Tag Braccetto

Design
Giancarlo Alci



Kit-10/11/12: composto da Tag 110 + Braccetto. Apparecchio inaccessibile, fornito con 1 m di cavo di alimentazione H05RN-F pre-cablato. Nessun rischio fotobiologico, RG0 gruppo di rischio esente (EN62471).

Kit-13/14/15: composto da Tag 210 + Braccetto. Predisposto per doppio ingresso alimentazione. Fornito con 1 m di cavo di alimentazione H05RN-F pre-cablato. Nessun rischio fotobiologico nelle normali condizioni di impiego, RG1 gruppo di rischio basso (EN62471).

Kit-16/17/18: composto da Tag 210 asimmetrico + Braccetto. Predisposto per doppio ingresso alimentazione. Fornito con 1 m di cavo di alimentazione H05RN-F pre-cablato. Nessun rischio fotobiologico nelle normali condizioni di impiego, RG1 gruppo di rischio basso (EN62471).

Adatto anche ad uso esterno. Corpo e snodo in alluminio pressofuso; elevata resistenza all'ossidazione grazie al trattamento di passivazione a base di zirconio e alla verniciatura con resine poliestere stabilizzata ai raggi UV. Diffusore in vetro temperato e serigrafato. Riflettore in alluminio. Guarnizioni in silicone per mantenimento grado IP66. Bulloneria in acciaio inox A4. Regolazione inclinazione di 180°. Possibilità di installazione Tag 110/210 su palo, altezza: 500 mm – 300 mm – 160 mm, predisposto per installazione a pavimento e parete e soffitto. Palo in estruso di alluminio. Elevata resistenza all'ossidazione grazie al trattamento di passivazione a base di zirconio e alla verniciatura con resine poliestere stabilizzata ai raggi UV. Bulloneria in acciaio inox A4. Completo di kit di fissaggio e cavo tirante in acciaio. **LED 4000K (N), 3000K (3) o 2700K (2). Alimentazione diretta 220-240V.**

ENG Kit-10/11/12: consisting of Tag 110 + Bracket. Inaccessible device, provided with 1m of prewired power cable H05RN-F. No risk of photobiological damage, RG0 group (EN62471).

Kit-13/14/15: consisting of Tag 210 + Bracket. Prearranged for double power input. Provided with 1m of prewired power cable H05RN-F. No photobiological risk under normal operating conditions, RG1 low risk group (EN62471).

Kit-16/17/18: consisting of asymmetric Tag 210 + Bracket. Prearranged for double power input. Provided with 1m of prewired power cable H05RN-F. No photobiological risk under normal operating conditions, RG1 low risk group (EN62471). Also suitable for outdoor use. Die-cast aluminum Body and joint highly resistant to oxidation thanks to the zirconium based passivation treatment and the UV stabilized polyester resin coating. Heat tempered and serigraphed glass diffuser. Aluminum reflector. Silicone gaskets to maintain IP66 rating. A4 stainless steel nuts and bolts. 180° angle adjustment.

Possibility of installation Tag 110/210 on a post, height: 500 mm - 300 mm. - 160 mm., designed for floor, wall or ceiling installation. Post made of extruded aluminum. Highly resistant to oxidation thanks to the zirconium based passivation process and the coating with UV-stabilised polyester resins. A4 stainless steel nuts and bolts. Complete with fastening kit and stainless steel cable.

LED 4000K (N), 3000K (3) or 2700K (2). Integral ballast 220-240V.

FRA Kit-10/11/12 : composé de Tag 110 + Bras. Appareil inaccessible, fourni avec 1m de câble d'alimentation H05RN-F-pré-cablé. Pas de risque photobiologique, RG0 groupe (EN62471).

Kit-13/14/15 : composé de Tag 210 + Bras. Équipé d'une double entrée alimentation. Fourni avec 1m de câble d'alimentation H05RN-F-pré-cablé. Aucun risque photo biologique dans des conditions d'utilisation normales, RG1 groupe de risque bas (EN62471).

Kit-16/17/18 : composé de Tag 210 asymétrique + Bras. Équipé d'une double entrée alimentation. Fourni avec 1m de câble d'alimentation H05RN-F-pré-cablé. Aucun risque photo biologique dans des conditions d'utilisation normales, RG1 groupe de risque bas (EN62471). Avec double entrée alimentation. Aucun risque photobiologique dans des conditions d'utilisation normales, RG1 groupe risque faible (EN62471). Peut être utilisé à l'extérieur. Corps et articulation en aluminium moulé sous pression; haute résistance à l'oxydation grâce au traitement de passivation à base de zirconium et laquage poudre à base de résines polyester, fixées aux rayons UV. Diffuseur en verre trempé et sérigraphié. Réflecteur en aluminium. Joints en silicone pour maintenir degré IP66. Visserie en acier inox type A4. Réglage inclinaison de 180°. Possibilité d'installation Tag 110/210 sur poteau, hauteur : 500 mm – 300 mm – 160 mm, prévu pour installation au sol, au mur et au plafond. Poteau en aluminium extrudé. Excellente résistance à l'oxydation grâce au traitement de passivation à base de zirconium et à la peinture avec résines polyester stabilisées aux rayons UV. Boulonnerie en acier inox A4. Kit de fixation et tige en acier compris. **LED 4000K (N), 3000K (3) ou 2700K (2) (blanche chaud).** Alimentation intégrée 220-240.



Kit 10 - Tag 110 H160		DIFF. TRASP.	POSITION	
IP 66 IK 06 1J xx3 CE				
LED	W LM REAL LM	COL.	CODE *	* LED COLOUR
A++	10 1200 672	220-240 V	LL115030 LL115031 LL115032 LL115033	N 4000K 3 3000K, Im -5% 2 2700K, Im -5%

KIT composto da TAG 110 + LB1150015/6/7/8.

Kit consisting of TAG 110 + LB1150015/6/7/8.

Kit composé des TAG 110 + LB1150015/6/7/8.

Kit 11 - Tag 110 H300		DIFF. TRASP.	POSITION	
IP 66 IK 06 1J xx3 CE				
LED	W LM REAL LM	COL.	CODE *	* LED COLOUR
A++	10 1200 672	220-240 V	LL115034 LL115035 LL115036 LL115037	N 4000K 3 3000K, Im -5% 2 2700K, Im -5%

KIT composto da TAG 110 + LB1150019/20/21/22.

Kit consisting of TAG 110 + LB1150019/20/21/22.

Kit composé des TAG 110 + LB1150019/20/21/22.

Kit 12 - Tag 110 H500		DIFF. TRASP.	POSITION	
IP 66 IK 06 1J xx3 CE				
LED	W LM REAL LM	COL.	CODE *	* LED COLOUR
A++	10 1200 672	220-240 V	LL115038 LL115039 LL115040 LL115041	N 4000K 3 3000K, Im -5% 2 2700K, Im -5%

KIT composto da TAG 110 + LB1150023/4/5/6.

Kit consisting of TAG 110 + LB1150023/4/5/6.

Kit composé des TAG 110 + LB1150023/4/5/6.

Finishing

Bianco RAL 9010 White RAL 9010 Blanc RAL 9010	Grigio antracite RAL 7021 Grey anthracite RAL 7021 Gris anthracite RAL 7021
Grigio High Tech RAL 9006 Grey High Tech RAL 9006 Gris High Tech RAL 9006	Corten Corten Corten

*** Led colour**

- N 4000K
- 3 3000K, Im -5%
- 2 2700K, Im -5%

Completa il codice sostituendo al quadrato rosso la lettera o il numero corrispondente alla temperatura colore scelta.

Complete the code by replacing the red box with the letter or number corresponding to the selected colour temperature.

Compléter le code en remplaçant le carré rouge par la lettre ou le numéro correspondant à la sélection de température couleur.

Alimentazione diretta

Integral ballast
Alimentation intégrée

220-240 V

Kit Tag Braccetto

Kit 13 - Tag 210 H160

IP 66 IK 06 1J xx3 C€

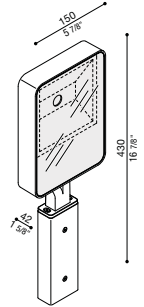
LED	W	LM	REAL LM	COL.	CODE *	* LED COLOUR
A++					LL115127□	N 4000K
	25	3500	2585	⊕ 220-240 V	LL115128□	3 3000K, lm -5%
					LL115129□	2 2700K, lm -5%
					LL115130□	

KIT composto da TAG 210 + LB1150015/6/7/8.

Kit consisting of TAG 210 + LB1150015/6/7/8.

Kit composé des TAG 210 + LB1150015/6/7/8.

POSITION



Kit 14 - Tag 210 H300

IP 66 IK 06 1J xx3 C€

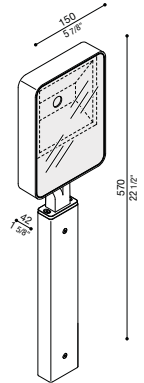
LED	W	LM	REAL LM	COL.	CODE *	* LED COLOUR
A++					LL115135□	N 4000K
	25	3500	2585	⊕ 220-240 V	LL115136□	3 3000K, lm -5%
					LL115137□	2 2700K, lm -5%
					LL115138□	

KIT composto da TAG 210 + LB1150019/20/21/22.

Kit consisting of TAG 210 + LB1150019/20/21/22.

Kit composé des TAG 210 + LB1150019/20/21/22.

POSITION



Kit 15 - Tag 210 H500

IP 66 IK 06 1J xx3 C€

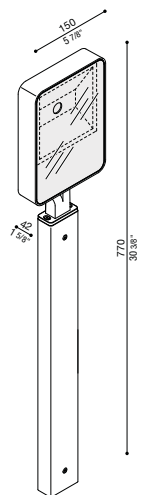
LED	W	LM	REAL LM	COL.	CODE *	* LED COLOUR
A++					LL115143□	N 4000K
	25	3500	2585	⊕ 220-240 V	LL115144□	3 3000K, lm -5%
					LL115145□	2 2700K, lm -5%
					LL115146□	

KIT composto da TAG 210 + LB1150023/4/5/6.

Kit consisting of TAG 210 + LB1150023/4/5/6.

Kit composé des TAG 210 + LB1150023/4/5/6.

POSITION





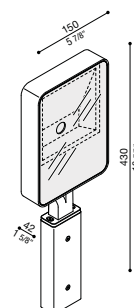
Kit 16 - Tag 210 Asimmetrico H160

DIFF.
TRASP.

POSITION

IP 66 IK 06 1J xx3 C E

LED	W	LM	REAL LM	COL.	CODE *	* LED COLOUR
A++					LL115131□	N 4000K
	25	3500	2386		LL115132□	3 3000K, lm -5%
					LL115133□	2 2700K, lm -5%
					LL115134□	



KIT composto da TAG 210 Asimmetrico + LB1150015/6/7/8.

Kit consisting of TAG 210 Asimmetrico + LB1150015/6/7/8.

Kit composé des TAG 210 Asimmetrico + LB1150015/6/7/8.

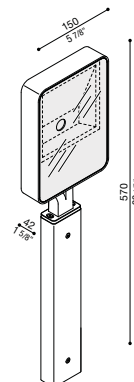
Kit 17 - Tag 210 Asimmetrico H300

DIFF.
TRASP.

POSITION

IP 66 IK 06 1J xx3 C E

LED	W	LM	REAL LM	COL.	CODE *	* LED COLOUR
A++					LL115139□	N 4000K
	25	3500	2386		LL115140□	3 3000K, lm -5%
					LL115141□	2 2700K, lm -5%
					LL115142□	



KIT composto da TAG 210 Asimmetrico + LB1150019/20/21/22.

Kit consisting of TAG 210 Asimmetrico + LB1150019/20/21/22.

Kit composé des TAG 210 Asimmetrico + LB1150019/20/21/22.

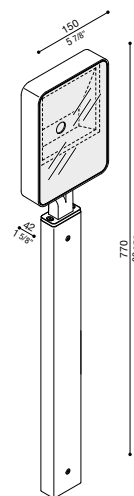
Kit 18 - Tag 210 Asimmetrico H 500

DIFF.
TRASP.

POSITION

IP 66 IK 06 1J xx3 C E

LED	W	LM	REAL LM	COL.	CODE *	* LED COLOUR
A++					LL115147□	N 4000K
	25	3500	2386		LL115148□	3 3000K, lm -5%
					LL115149□	2 2700K, lm -5%
					LL115150□	



KIT composto da TAG 210 Asimmetrico + LB1150023/4/5/6.

Kit consisting of TAG 210 Asimmetrico + LB1150023/4/5/6.

Kit composé des TAG 210 Asimmetrico + LB1150023/4/5/6.

Finishing

	Bianco RAL 9010 White RAL 9010 Blanc RAL 9010		Grigio antracite RAL 7021 Grey anthracite RAL 7021 Gris anthracite RAL 7021
	Grigio High Tech RAL 9006 Grey High Tech RAL 9006 Gris High Tech RAL 9006		Corten Corten Corten

* Led colour

- N 4000K
- 3 3000K, lm -5%
- 2 2700K, lm -5%

Completa il codice sostituendo al quadrato rosso la lettera o il numero corrispondente alla temperatura colore scelta.

Complete the code by replacing the red box with the letter or number corresponding to the selected colour temperature.

Compléter le code en remplaçant le carré rouge par la lettre ou le numéro correspondant à la sélection de température couleur.

Alimentazione diretta

Integral ballast
Alimentation intégrée

✓ 220-240 V

Kit Tag Side Post

Design
Giancarlo Alci



LED



Anni di garanzia
sul circuito LED



outdoor

Kit-19: composto da Tag 110 + Adattatore Laterale Palo Post Ø60 Tag. Apparecchio inaccessibile, fornito con 1 m di cavo di alimentazione H05RN-F pre-cablato. Nessun rischio fotobiologico, RG0 gruppo di rischio esente (EN62471).

Kit-20: composto da Tag 210 + Adattatore Laterale Palo Post Ø60 Tag. Predisposto per doppio ingresso alimentazione. Fornito con 1 m di cavo di alimentazione H05RN-F pre-cablato. Nessun rischio fotobiologico nelle normali condizioni di impiego, RG1 gruppo di rischio basso (EN62471).

Kit-21: composto da Tag 210 asimmetrico + Adattatore Laterale Palo Post Ø60 Tag. Predisposto per doppio ingresso alimentazione. Fornito con 1 m di cavo di alimentazione H05RN-F pre-cablato. Nessun rischio fotobiologico nelle normali condizioni di impiego, RG1 gruppo di rischio basso (EN62471).

Adatto anche ad uso esterno. Corpo e snodo in alluminio pressofuso; elevata resistenza all'ossidazione grazie al trattamento di passivazione a base di zirconio e alla verniciatura con resine poliestere stabilizzata ai raggi UV. Diffusore in vetro temperato e serigrafato. Riflettore in alluminio. Guarnizioni in silicone per mantenimento grado IP66. Adattatore in policarbonato nero per installazione laterale Tag 110/ Tag 210 su palo standard Ø 60 mm. Possibilità di regolare la rotazione dell'adattatore a 360°. Da abbinare a "Adattatore Palo Post Ø60 Tag" incluso, palo non incluso. **LED 4000K (N), 3000K (3) o 2700K (2). Alimentazione diretta 220-240V.**

ENG Kit-19: consisting of Tag 110 + Side Adaptor For Post Ø60 Tag. Inaccessible device, provided with 1m of prewired power cable H05RN-F. No risk of photobiological damage, RG0 group (EN62471).

Kit-20: consisting of Tag210 + Side Adaptor For Post Ø60 Tag. Prearranged for double power input. Provided with 1m of prewired power cable H05RN-F.No photobiological risk under normal operating conditions, RG1 low risk group (EN62471).

Kit-21: consisting of assymetric Tag 210 + Side Adaptor For Post Ø60 Tag. Prearranged for double power input. Provided with 1m of prewired power cable H05RN-F. No photobiological risk under normal operating conditions, RG1 low risk group (EN62471). Also suitable for outdoor use. Die-cast aluminum Body and joint highly resistant to oxidation thanks to the zirconium based passivation treatment and the UV stabilized polyester resin coating. Heat tempered and serigraphed glass diffuser. Aluminum reflector. Silicone gaskets to maintain IP66 rating. A4 stainless steel nuts and bolts.

Adaptor in black polycarbonate fort Tag 110/ Tag 210 for side installation on standard post Ø 60mm. Adaptor 360° angle adjustment. To be combined with "Adaptor for Post Ø60 Tag" included, Post not included.

LED 4000K (N), 3000K (3) or 2700K (2). Integral ballast 220-240V.

FRA Kit-19 : composé de Tag 110 + Adaptateur Latéral Pour Poteau Post Ø 60 Tag. Appareil inaccessible, fourni avec 1m de câble d'alimentation H05RN-F-pré-cablé. Pas de risque photobiologique, RG0 groupe (EN62471).

Kit-20 : composé de Tag 210 + Adaptateur Latéral Pour Poteau Post Ø 60 Tag. Équipé d'une double entrée alimentation. Fourni avec 1m de câble d'alimentation H05RN-F-pré-cablé. Aucun risque photo biologique dans des conditions d'utilisation normales, RG1 groupe de risque bas (EN62471).

Kit-21 : composé de Tag 210 asymétrique + Adaptateur Latéral Pour Poteau Post Ø 60 Tag. Équipé d'une double entrée alimentation. Fourni avec 1m de câble d'alimentation H05RN-F-pré-cablé. Aucun risque photo biologique dans des conditions d'utilisation normales, RG1 groupe de risque bas (EN62471). Avec double entrée alimentation. Aucun risque photobiologique dans des conditions d'utilisation normales, RG1 groupe de risque faible (EN62471). Peut être utilisé à l'extérieur. Corps et articulation en aluminium moulé sous pression; haute résistance à l'oxydation grâce au traitement de passivation à base de zirconium et laquage poudre à base de résines polyesters, fixées aux rayons UV. Diffuseur en verre trempé et sérigraphié. Réflecteur en aluminium. Joints en silicone pour maintenir degré IP66. Visserie en acier inox type A4. Réglage inclinaison de 180°. Adaptateur en polycarbonate noir pour installation latérale sur poteau standard Ø60 mm. Possibilité de régler la rotation de l'adaptateur à 360°. Produit pour accompagner l'adaptateur 'Poteau Post Ø60 Tag' inclus, Post pas inclus.

LED 4000K (N), 3000K (3) ou 2700K (2) (blanche chaud). Alimentation intégrée 220-240.



Kit 19 - Tag 110 Side

IP 66 IK 06 1J xx3 CE

LED	W	LM	REAL LM	COL.	CODE *	* LED COLOUR
A++	10	1200	672	⊕ 220-240 V	LL115042□	N 4000K
					LL115043□	3 3000K, lm -5%
					LL115044□	2 2700K, lm -5%

DIFF. TRASP.

POSITION

Kit composto da TAG 110 + LB1150012/3/4 + LB1150036/7/8. Kit consisting of TAG 110 + LB1150012/3/4 + LB1150036/7/8. Kit composé des TAG 110 + LB1150012/3/4 + LB1150036/7/8.

Kit 20 - Tag 210 Side

IP 66 IK 06 1J xx3 CE

LED	W	LM	REAL LM	COL.	CODE *	* LED COLOUR
A++	25	3500	2585	⊕ 220-240 V	LL115151□	N 4000K
					LL115152□	3 3000K, lm -5%
					LL115153□	2 2700K, lm -5%

DIFF. TRASP.

POSITION

Kit composto da TAG 210 + LB1150012/3/4 + LB1150036/7/8. Kit consisting of TAG 210 + LB1150012/3/4 + LB1150036/7/8. Kit composé des TAG 210 + LB1150012/3/4 + LB1150036/7/8.

Kit 21 - Tag 210 Asimmetrico Side

IP 66 IK 06 1J xx3 CE

LED	W	LM	REAL LM	COL.	CODE *	* LED COLOUR
A++	25	3500	2386	⊕ 220-240 V	LL115154□	N 4000K
					LL115155□	3 3000K, lm -5%
					LL115156□	2 2700K, lm -5%

DIFF. TRASP.

POSITION

KIT composto da TAG 210 Asimmetrico + LB1150012/3/4 + LB1150036/7/8. Kit consisting of TAG 210 Asimmetrico + LB1150012/3/4 + LB1150036/7/8. Kit composé des TAG 210 Asimmetrico + LB1150012/3/4 + LB1150036/7/8.

Finishing

	Grigio High Tech RAL 9006 Grey High Tech RAL 9006 Gris High Tech RAL 9006		Corten Corten Corten
	Grigio antracite RAL 7021 Grey anthracite RAL 7021 Gris anthracite RAL 7021		

*** Led colour**

- N 4000K
- 3 3000K, lm -5%
- 2 2700K, lm -5%

Completa il codice sostituendo al quadrato rosso la lettera o il numero corrispondente alla temperatura colore scelta.


Complete the code by replacing the red box with the letter or number corresponding to the selected colour temperature.

Compléter le code en remplaçant le carré rouge par la lettre ou le numéro correspondant à la sélection de température couleur.

Alimentazione diretta
Integral ballast
Alimentation intégrée
⊕ 220-240 V

Kit Tag





Noa

Design
Michele Pellegrini



LED



indoor



outdoor

ACCESSORI

Accessories / Accessoires

Pag. 171



Adatto per uso esterno. Possibilità di installazione a parete, pavimento e soffitto. Corpo e snodo in alluminio pressofuso; elevata resistenza all'ossidazione grazie al trattamento di cataforesi e alla verniciatura con resine poliesteri stabilizzata ai raggi UV. Diffusore in vetro temprato e serigrafato. Riflettore in alluminio. Guarnizioni in silicone per il mantenimento del grado IP 66. Bulloneria in acciaio inox A4. Regolazione inclinazione di 90° e rotazione di 360°. LED a tensione di rete, dimmerabile a taglio di fase. Disponibile versione con filtro antiabbagliamento. Fornito di dispositivo di protezione alle sovratensioni (1KW).

NOA 50 - 100: forniti con pressacavo G1/2, valvola osmotica e tappo di chiusura. Modelli predisposti per doppio ingresso tubo. **LED 4000K (N), 3000K (3) e 2700 (2). LED a tensione di rete. Nessun rischio fotobiologico, RG0 gruppo di rischio esente (EN62471).**

ENG Suitable for outdoor use. Possibility of wall, floor and ceiling installation. Die-cast aluminum body and stem; high resistance to oxidation thanks to cataphoresis treatment and UV-stabilized polyester resin coating. Tempered and screen-printed glass diffuser. Aluminum reflector. Silicone gaskets to maintain the IP 66 degree. Stainless steel A4 bolts. 90° inclination adjustment and 360° rotation. LED AC Direct, phase cut dimmable. Version with anti-glare filter available. Equipped with overvoltage protection device (1KW).

NOA 50 - 100: supplied with G1/2 cable gland, osmotic valve and closing cap. Models suitable for inline wiring. **LED 4000K (N), 3000K (3) or 2700K (2). LED AC Direct. No risk of photobiological damage, RG0 group (EN62471).**

FRA Adapté à l'usage à l'extérieur. Possibilité d'installation au mur, au sol et au plafond. Corps et tige en aluminium injecté; haute résistance à l'oxydation grâce au traitement de cataphorèse et laquage poudre à base de résines polyesters, fixées aux rayons UV. Diffuseur en verre trempé et sérigraphié. Réflecteur en aluminium. Joints en silicone pour maintenir le degré IP 66. Visserie en acier inoxydable A4. Réglage de l'inclinaison à 90° et rotation à 360°. LED direct 220-240 V, dimmable coupure de phase. Version disponible avec filtre anti-reflet. Equipé d'un dispositif de protection contre les surtensions (1KW).

NOA 50 - 100 : livré avec un presse-étoupe G1/2, une valve osmotique et un bouchon de fermeture. Prédiposition pour alimentation à double entrée. **LED 4000K (N), 3000K (3) ou 2700K (2) (blanche chaud). LED Direct 220-240 V. Pas de risque photobiologique, RG0 groupe (EN62471).**

NOA 50



NOA 100



NOA 50 TOP



NOA 100 TOP



NOA 50 WALL



NOA 100 WALL



DIMMERABLE

Dimmable



CATAFORESI

Cataphoresis
Cataphorèse



HONEY COMB




IP66
Outdoor e
waterproof



Anni di garanzia
sul circuito LED

Noa



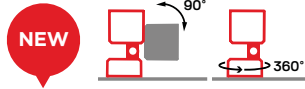
1 NOA WALL

2 NOA TOP



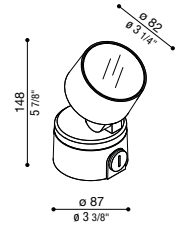
Noa

Noa 50



DIFF.
TRASP.

POSITION



IP 66 IK 10 20J xx9 C€

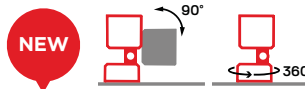
LED	W	LM	REAL LM	COL.	CODE * *	* OPTIC	* LED COLOUR
A++	9	1000	750	⊕ 220-240 V	LL133000□□	D Diff. S 25° M 40° L 60°	N 4000K 3 3000K, lm -5% 2 2700K, lm -5%
					LL133001□□		
					LL133002□□		
					LL133003□□		
A++	9	1000	500	⊕ 220-240 V	LL133004□□		
					LL133005□□		
					LL133006□□		
					LL133007□□		
					LL133008□□		
LL133009□□							

Possibile scelta di 3 differenti ottiche. Versione Honeycomb non disponibile con ottica D.

Choice of 3 different optics. Optic D not available for Honeycomb version.

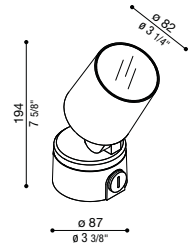
Choix possible de 3 optiques différentes. Optique D non disponible pour la version Honeycomb.

Noa 100



DIFF.
TRASP.

POSITION



IP 66 IK 10 20J xx9 C€

LED	W	LM	REAL LM	COL.	CODE * *	* OPTIC	* LED COLOUR
A++	16	1750	1200	⊕ 220-240 V	LL133010□□	D Diff. S 25° M 40° L 60°	N 4000K 3 3000K, lm -5% 2 2700K, lm -5%
					LL133011□□		
					LL133012□□		
					LL133013□□		
					LL133014□□		
A++	16	1750	800	⊕ 220-240 V	LL133015□□		
					LL133016□□		
					LL133017□□		
					LL133018□□		
					LL133019□□		

Possibile scelta di 3 differenti ottiche. Versione Honeycomb non disponibile con ottica D.

Choice of 3 different optics. Optic D not available for Honeycomb version.

Choix possible de 3 optiques différentes. Optique D non disponible pour la version Honeycomb.

* Led colour

- N 4000K
- 3 3000K, lm -5%
- 2 2700K, lm -5%

Completa il codice sostituendo al quadrato rosso la lettera o il numero corrispondente alla temperatura colore scelta.

Complete the code by replacing the red box with the letter or number corresponding to the selected colour temperature.

Compléter le code en remplaçant le carré rouge par la lettre ou le numéro correspondant à la sélection de température couleur.

* Optic

Completa il codice sostituendo al quadrato grigio la lettera corrispondente al modello di ottica scelta.

Complete the code by replacing the grey box with the letter corresponding to the selected optic model.

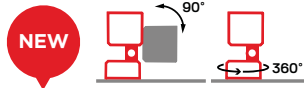
Compléter le code en remplaçant le carré gris par la lettre correspondante au modèle de lentille choisie.



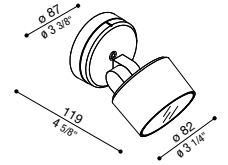

Versione HONEYCOMB
HONEYCOMB version
Version HONEYCOMB



Noa 50 Wall



DIFF. TRASP.



IP66 IK 10 20J xx9 CE

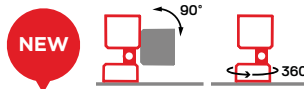
LED	W	LM	REAL LM	COL.	CODE * *	* OPTIC	* LED COLOUR
A++	9	1000	750	⊕ 220-240 V	LL133020□□	D Diff. S 25° M 40° L 60°	N 4000K
					LL133021□□		3 3000K, Im -5%
					LL133022□□		2 2700K, Im -5%
					LL133023□□		
A++	9	1000	500	⊕ 220-240 V	LL133024□□		
					LL133025□□		
					LL133026□□		
					LL133027□□		
					LL133028□□		
					LL133029□□		

Possibile scelta di 3 differenti ottiche. Versione Honeycomb non disponibile con ottica D.

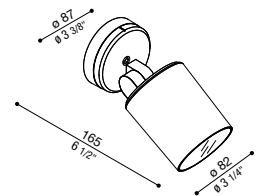
Choice of 3 different optics. Optic D not available for Honeycomb version.

Choix possible de 3 optiques différentes. Optique D non disponible pour la version Honeycomb.

Noa 100 Wall



DIFF. TRASP.



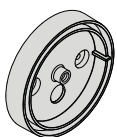
IP66 IK 10 20J xx9 CE

LED	W	LM	REAL LM	COL.	CODE * *	* OPTIC	* LED COLOUR
A++	16	1750	1200	⊕ 220-240 V	LL133030□□	D Diff. S 25° M 40° L 60°	N 4000K
					LL133031□□		3 3000K, Im -5%
					LL133032□□		2 2700K, Im -5%
					LL133033□□		
A++	16	1750	800	⊕ 220-240 V	LL133034□□		
					LL133035□□		
					LL133036□□		
					LL133037□□		
					LL133038□□		
					LL133039□□		

Possibile scelta di 3 differenti ottiche. Versione Honeycomb non disponibile con ottica D.

Choice of 3 different optics. Optic D not available for Honeycomb version.

Choix possible de 3 optiques différentes. Optique D non disponible pour la version Honeycomb.



Disponibile base Noa Wall verniciata.
Painted Noa Wall base available.
Disponible base Noa Wall peint.

Finishing

□ Bianco RAL 9010 White RAL 9010 Blanc RAL 9010	■ Corten Corten Corten
■ Grigio High Tech RAL 9006 Grey High Tech RAL 9006 Gris High Tech RAL 9006	■ Verde RAL 6003 Green RAL 6003 Vert RAL 6003
■ Grigio antracite RAL 7021 Grey anthracite RAL 7021 Gris anthracite RAL 7021	

* Led colour	Completa il codice sostituendo al quadrato rosso la lettera o il numero corrispondente alla temperatura colore scelta.
N 4000K	
3 3000K, Im -5%	
2 2700K, Im -5%	

Completa the code by replacing the red box with the letter or number corresponding to the selected colour temperature.

Compléter le code en remplaçant le carré rouge par la lettre ou le numéro correspondant à la sélection de température couleur.

Alimentazione diretta
Integral ballast
Alimentation intégrée
✓ 220-240 V

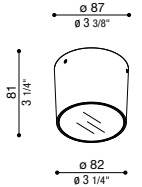
Noa

Noa 50 Top

NEW

DIFF.
TRASP.

POSITION



IP66 IK 10 20J xx9 CE

LED	W	LM	REAL LM	COL.	CODE **	* OPTIC	* LED COLOUR
A++	9	1000	750	⊕ 220-240 V	<input type="checkbox"/> LL133040	D Diff. S 25° M 40° L 60°	<input type="checkbox"/> N 4000K
					<input type="checkbox"/> LL133041		<input type="checkbox"/> 3 3000K, Im -5%
					<input type="checkbox"/> LL133042		<input type="checkbox"/> 2 2700K, Im -5%
					<input type="checkbox"/> LL133043		
A++	9	1000	500	⊕ 220-240 V	<input type="checkbox"/> LL133044		
					<input type="checkbox"/> LL133045		
					<input type="checkbox"/> LL133046		
					<input type="checkbox"/> LL133047		

Possibile scelta di 3 differenti ottiche. Versione Honeycomb non disponibile con ottica D.

Choice of 3 different optics. Optic D not available for Honeycomb version.

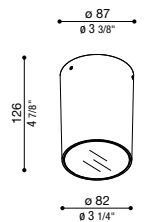
Choix possible de 3 optiques différentes. Optique D non disponible pour la version Honeycomb.

Noa 100 Top

NEW

DIFF.
TRASP.

POSITION



IP66 IK 10 20J xx9 CE

LED	W	LM	REAL LM	COL.	CODE **	* OPTIC	* LED COLOUR
A++	16	1750	1200	⊕ 220-240 V	<input type="checkbox"/> LL133048	D Diff. S 25° M 40° L 60°	<input type="checkbox"/> N 4000K
					<input type="checkbox"/> LL133049		<input type="checkbox"/> 3 3000K, Im -5%
					<input type="checkbox"/> LL133050		<input type="checkbox"/> 2 2700K, Im -5%
					<input type="checkbox"/> LL133051		
A++	16	1750	800	⊕ 220-240 V	<input type="checkbox"/> LL133052		
					<input type="checkbox"/> LL133053		
					<input type="checkbox"/> LL133054		
					<input type="checkbox"/> LL133055		

Possibile scelta di 3 differenti ottiche. Versione Honeycomb non disponibile con ottica D.

Choice of 3 different optics. Optic D not available for Honeycomb version.

Choix possible de 3 optiques différentes. Optique D non disponible pour la version Honeycomb.

* Led colour

- N 4000K
- 3 3000K, Im -5%
- 2 2700K, Im -5%

Completa il codice sostituendo al quadrato rosso la lettera o il numero corrispondente alla temperatura colore scelta.

Complete the code by replacing the red box with the letter or number corresponding to the selected colour temperature.

Compléter le code en remplaçant le carré rouge par la lettre ou le numéro correspondant à la sélection de température couleur.

* Optic

Completa il codice sostituendo al quadrato grigio la lettera corrispondente al modello di ottica scelta.

Complete the code by replacing the grey box with the letter corresponding to the selected optic model.

Compléter le code en remplaçant le carré gris par la lettre correspondante au modèle de lentille choisie.

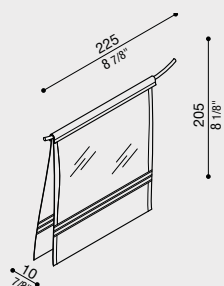


Versione HONEYCOMB
HONEYCOMB version
Version HONEYCOMB



ACCESSORI
Accessories / Accessoires

Kit gel bicomponente



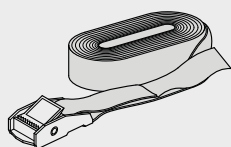
Per modelli NOA 50 e NOA 100.
Gel siliconico riaccessibile, riempitivo e isolante.

Kit Gel
For NOA 50 and NOA 100 models
Re-accessible silicone gel, filler and insulator.

Pour les modèles NOA 50 et NOA 100. Gel en silicone de remplissage, isolant et ré-accessible.

COL.	CODE
	LB1330001

Cinghia albero



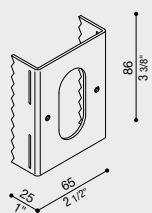
Cinghia albero lunghezza 6000 mm e larghezza 25 mm.
Abbinabile all'adattatore albero cod. LB1260018 (non incluso).

Tree belt
Tree belt 6000 mm length and 25 mm width.
Combined with tree adapter cod. LB1260018 (not included).

Ceinture pour arbre, hauteur 6000 mm et largeur 25 mm.
Peut-être combinée avec l'adaptateur d'arbre cod. LB1260018 (pas inclus).

COL.	CODE
	LB1260019

Adattatore albero



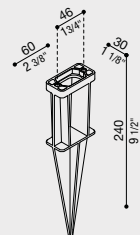
Adattatore per prodotti Ago, Tag e Noa in lamiera zincata per l'installazione su albero.
Possibilità di installare più adattatori sullo stesso tronco.
Abbinabile all'accessorio cinghia di fissaggio cod. LB1260019 (non inclusa).

Adapter for tree installation
AGO/TAG/NOA adapter in galvanized plate for tree installation.
Possibility to install several adapters on the same trunk.
Combined with fixing strap accessory cod. LB1260019 (not included).

Adaptateur pour les arbres
Adaptateur AGO/TAG/NOA en acier galvanisé pour l'installation sur les arbres.
Possibilité d'installer plusieurs adaptateurs sur le même tronc.
Peut être combiné avec la ceinture de fixation cod. LB1260019 (pas inclus).

COL.	CODE
	LB1260018

Accessorio giardino



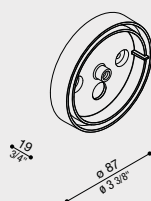
Accessorio da giardino realizzato in materiale termoplastico. Adatto per uso esterno, idoneo per installazione a terra.

Garden accessory
Thermoplastic garden accessory. Suitable for outdoor use and ground application.

Accessoire de jardin
Accessoire de jardin en matériau thermoplastique. Eglament adapté à l'usage à l'extérieur. Convient pour une utilisation au sol.

COL.	CODE
	LB1150035

Base Noa Wall verniciata



Base Noa Wall verniciata

Painted Noa Wall base

Base Noa Wall paint

COL.	CODE
	LB1330011
	LB133001G
	LB133001E
	LB133001K
	LB133001V

Finishing

	Bianco RAL 9010 White RAL 9010 Blanc RAL 9010		Corten Corten Corten
	Grigio High Tech RAL 9006 Grey High Tech RAL 9006 Gris High Tech RAL 9006		Verde RAL 6003 Green RAL 6003 Vert RAL 6003
	Grigio antracite RAL 7021 Grey anthracite RAL 7021 Gris anthracite RAL 7021		

*** Led colour**

- N** 4000K
- 3** 3000K, lm -5%
- 2** 2700K, lm -5%

Completa il codice sostituendo al quadrato rosso la lettera o il numero corrispondente alla temperatura colore scelta.

Complete the code by replacing the red box with the letter or number corresponding to the selected colour temperature.

Compléter le code en remplaçant le carré rouge par la lettre ou le numéro correspondant à la sélection de température couleur.

Alimentazione diretta
Integral ballast
Alimentation intégrée
✔ 220-240 V

Noa



Possibilità di montaggio NOA:

- 1 - direttamente a terra
- 2 - tubo in metallo
- 3 - tubo in plastica
- 4 - cavo diretto
- 5 - tubo corrugato

Nella confezione NOA sono compresi:

1 base, 1 valvola osmotica, 1 tappo di chiusura, 1 pressacavo G1/2.

NOA installation possibilities:

- 1 - directly to the ground
- 2 - metal tube
- 3 - plastic tube
- 4 - direct cable
- 5 - corrugated tube

The NOA package includes:

1 base, 1 osmotic valve, 1 closing cap, 1 G1/2 cable gland.

Possibilit  de montage NOA:

- 1 - directement au sol
- 2 - tube m tallique
- 3 - tube en plastique
- 4 - c ble direct
- 5 - tube ondul 

L'emballage NOA comprend:

1 base, 1 valve osmotique, 1 bouchon de fermeture, 1 presse- toupes G1/2.



Versione HONEYCOMB.
HONEYCOMB version.
Version HONEYCOMB
(nid d'abeille).



Gel silicónico riaccessibile,
riempitivo e isolante (non incluso).

Re-accessible silicone gel, filler
and insulator (not included).

Gel en silicone de remplissage,
isolant et ré-accessible (pas
inclus).



Stelo graduato per regolare
perfettamente l'inclinazione
del fascio luminoso.

Graduated stem to perfectly
adjust the inclination of the
light beam.

Tige graduée pour régler
parfaitement l'angle du
faisceau lumineux.



Base graduata per regolare la
rotazione del fascio luminoso.

Graduated base to adjust the
rotation of the light beam.

Base graduée pour régler
la rotation du faisceau
lumineux.



Vetri colorati

A richiesta, disponibili
versioni con filtro colorato:
rosso, verde e blu.

On request, versions with
colored filters available: red,
green and blue.

Sur demande, des versions
avec filtre coloré sont
disponibles: rouge, vert et
bleu.



Noa






Noa 50



Noa 50 wall

Noa






Noa 50 top



Noa 100

Noa





Noa 50

Ago



LED



1



2



3



4



indoor



outdoor



5



6

1 AGO
APPLIQUE

2 AGO
WALL

3 AGO
WALL POWER

4 AGO
TOP

5 AGO
GARDEN

6 AGO
GARDEN POWER



7

7 AGO
BOLLARD

Ago

Design
Michele Pellegrini



LED



indoor



outdoor

ACCESSORI

Accessories / Accessoires

Pag. 186



Adatto per installazione a terra, anche per uso esterno.
 Corpo in alluminio anodizzato EN-6026; elevata resistenza all'ossidazione grazie al trattamento di anodizzazione.
 Diffusore in vetro temprato e serigrafato.
 Apparecchio inaccessibile fornito con 1 m di cavo di alimentazione H05RN-F pre-cablato e resinato.
 Bulloneria in acciaio inox A4 o AISI 316L. Disponibile versione LED a tensione di rete, dimmerabile a taglio di fase.
 Disponibile versione 24V.
LED 4000K (N), 3000K (3), o 2700K (2). Nessun rischio fotobiologico, RGO gruppo di rischio esente (EN62471).

ENG Suitable for ground installation and for outdoor use.
 Body made of EN-6026 anodized aluminum; highly resistant to oxidation due to anodizing treatment.
 Heat tempered and silk-screen printed glass.
 Inaccessible device, provided with 1 m prewired power cable HORN-F with epoxy resin treatment. A4 or AISI 316L stainless steel nuts and bolts.
 Available LED AC direct, phase cut dimmable. Available 24V version.
LED 4000K (N), 3000K (3) or 2700K (2). No risk of photobiological damage, RGO group (EN62471).

FRA Adapté pour une installation au sol et pour l'usage à l'extérieur.
 Corps en aluminium EN-6026 anodisé, haute résistance à l'oxydation grâce au traitement d'anodisation. Diffuseur en verre trempé et sérigraphié. Appareil câblé en usine, fourni avec 1 m de câble d'alimentation H05RN-F pré-câblé et résiné.
 Visserie en acier inox type A4 ou AISI 316L.
 Disponible en LED AC direct 220-240V, dimmable coupure de phase.
 Disponible en version 24V.
LED 4000K (N), 3000K (3) ou 2700K (2) (blanche chaud). Pas de risque photobiologique, RGO groupe (EN62471).

Ago Garden



Ago Garden Power



IP66
 Outdoor e waterproof



Ago Wall



Ago Wall Power



ANODIZZAZIONE
 Anodization



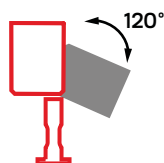
DIMMERABILE
 Dimmable



PRE-CABLATO
 Prewired
 Pré-cablé



5
 Anni di garanzia sul circuito LED
 Garantie de 5 ans



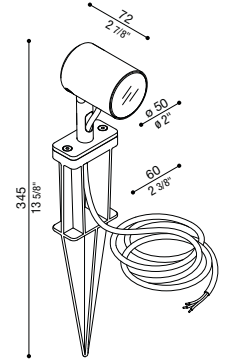
Regolazione inclinazione 120°.
 120° angle adjustment.
 Réglage inclinaison de 120°.

Ago

Ago Garden

IP66 IK 07 2J xx5 CE

LED	W	LM	REAL LM	COL.	CODE **	* OPTIC	* LED COLOUR
A++	6	700	568	⊕	LL126000□□ LL126001□□ LL126002□□ LL126003□□	D Diff. S 25° M 40° L 65°	N 4000K 3 3000K, lm -5% 2 2700K, lm -5%
A++	6	700	568	⊖	LT126000□□ LT126001□□ LT126002□□ LT126003□□		



Idoneo per installazione a terra.

Suitable for ground installation.

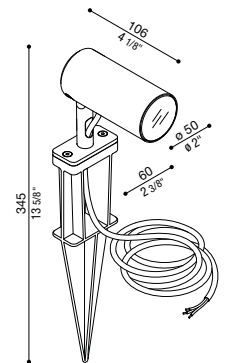
Convient pour une utilisation au sol.

Ago Garden Power



IP66 IK 07 2J xx5 CE

LED	W	LM	REAL LM	COL.	CODE **	* OPTIC	* LED COLOUR
A++	10	1100	933	⊕	LL126100□□ LL126101□□ LL126102□□ LL126103□□	D Diff. S 25° M 40° L 65°	N 4000K 3 3000K, lm -5% 2 2700K, lm -5%
A++	10	1100	933	⊖	LT126100□□ LT126101□□ LT126102□□ LT126103□□		



Idoneo per installazione a terra.

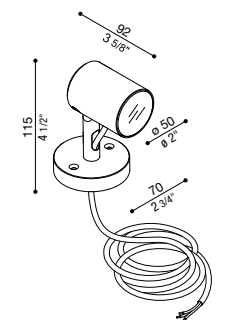
Suitable for ground installation.

Convient pour une utilisation au sol.

Ago Wall

IP66 IK 07 2J xx5 CE

LED	W	LM	REAL LM	COL.	CODE **	* OPTIC	* LED COLOUR
A++	6	700	568	⊕	LL126004□□ LL126005□□ LL126006□□ LL126007□□	D Diff. S 25° M 40° L 65°	N 4000K 3 3000K, lm -5% 2 2700K, lm -5%
A++	6	700	568	⊖	LT126004□□ LT126005□□ LT126006□□ LT126007□□		



Idoneo per installazioni a parete e soffitto.

Suitable for wall and ceiling installation.

Adapté pour les installations murales et au plafond.

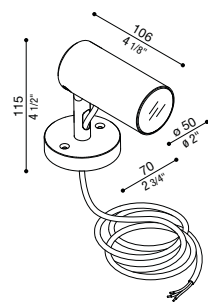


Ago Wall Power



DIFF. TRASP.

POSITION



IP66 IK 07 2J xx5 CE

LED	W	LM	REAL LM	COL.	CODE **	* OPTIC	* LED COLOUR
A++	10	1100	933	220-240 V	LL126104	D Diff. S 25° M 40° L 65°	N 4000K 3 3000K, Im -5% 2 2700K, Im -5%
					LL126105		
					LL126106		
					LL126107		
A++	10	1100	933		LT126104	D Diff. S 25° M 40° L 65°	N 4000K 3 3000K, Im -5% 2 2700K, Im -5%
					LT126105		
					LT126106		
					LT126107		



Idoneo per installazioni a parete e soffitto.

Suitable for wall and ceiling installation.

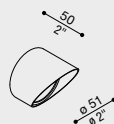
Adapté pour les installations murales et au plafond.



Colori disponibili.
Available colours.
Couleurs disponibles.

- Alluminio Anodizzato Grigio
Grey Anodized Aluminum
Aluminium anodisé Gris
- Alluminio Anodizzato Verde
Green Anodized Aluminum
Aluminium anodisé Vert
- Alluminio Anodizzato Nero
Black Anodized Aluminum
Aluminium anodisé Noir
- Alluminio Anodizzato Marrone
Brown Anodized Aluminum
Aluminium anodisé Marron

Cannocchiale Asimmetrico Ago



Cannocchiale asimmetrico antiabbagliamento.

Asymmetrical snoot Ago
Asymmetrical snoot anti-glare.

Casquette asymétrique Ago
Casquette asymétrique antiéblouissement.

COL.	CODE
	LB1260005
	LB1260006
	LB1260007
	LB1260008

Kit filtri colorati Ago



Kit composto dai seguenti filtri colorati: ROSSO, VERDE e BLU.

Coloured filters Ago
Kit composed by the following coloured filters: RED, GREEN and BLUE.

Kit filtres colores Ago
Kit composé des suivants: ROUGE, VERT et BLEU.

COL.	CODE
	LB1260001
	LB1260002
	LB1260003
	LB1260004

Cavo H05RN-F 3x1



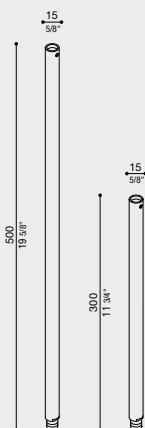
Cavo H05RN-F in Neoprene, sezione 3x1. Adatto ad uso esterno.

Cable type H05RN-F 3x1
Cable type H05RN-F in Neoprene, section 3X1. Suitable for outdoor use.

Câble H05RN-F 3x1
Câble H05RN-F en Néoprène, section 3X1. Egalement adapté à l'usage à l'extérieur.

5 m	10 m	15 m	20 m
CODE	CODE	CODE	CODE
LB1070054	LB1070055	LB1070056	LB1070057

Braccetto Ago



Possibilità di installazione Ago su braccetto altezza: 300 mm e 500 mm. Predisposto per installazione a terra. Palo in estruso di alluminio. Elevata resistenza all'ossidazione grazie al trattamento di passivazione.

Bracket Ago
For Ago installation on bracket, height: 300 mm and 500 mm. Designed for ground installation. Post made of extruded aluminum. Highly resistant to oxidation due to the passivation treatment.

Bras Ago
Possibilité d'installation Ago sur bras, hauteur: 500 mm - 300 mm. Prévu pour installation au sol. Poteau en aluminium extrudé. Excellente résistance à l'oxydation grâce au traitement de passivation.

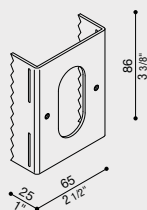
Braccetto Ago H300 - Bracket Ago H300 - Bras Ago H300

COL.	CODE
	LB1260009
	LB1260010
	LB1260011
	LB1260012

Braccetto Ago H500 - Bracket Ago H500 - Bras Ago H500

COL.	CODE
	LB1260013
	LB1260014
	LB1260015
	LB1260016

Adattatore albero



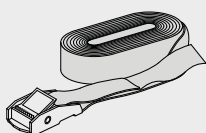
Adattatore per prodotti Ago, Tag e Noa in lamiera zincata per l'installazione su albero. Possibilità di installare più adattatori sullo stesso tronco. Abbinabile all'accessorio cinghia di fissaggio cod. LB1260019 (non inclusa).

Adapter for tree installation
AGO/TAG/NOA adapter in galvanized plate for tree installation. Possibility to install several adapters on the same trunk. Combined with fixing strap accessory cod. LB1260019 (not included).

Adapateur pour les arbres
Adapateur AGO/TAG/NOA en acier galvanisé pour l'installation sur les arbres. Possibilité d'installer plusieurs adaptateurs sur le même tronc. Peut être combiné avec la ceinture de fixation cod. LB1260019 (pas inclus).

COL.	CODE
	LB1260018

Cinghia albero



Cinghia albero lunghezza 6000 mm e larghezza 25 mm. Abbinabile all'adattatore albero cod. LB1260018 (non incluso).

Tree belt
Tree belt 6000 mm length and 25 mm width. Combined with tree adapter cod. LB1260018 (not included).

Ceinture pour arbre
Ceinture pour arbre, hauteur 6000 mm et largeur 25 mm. Peut être combinée avec l'adaptateur d'arbre cod. LB1260018 (pas inclus).

COL.	CODE
	LB1260019



Ago Garden e Ago Garden Power.



Ago Garden Power

Ago





Ago Wall



Ago Garden




Ago Garden Power

Ago Top

Design
Michele Pellegrini



LED



indoor



outdoor

ACCESSORI

Accessories / Accessoires

Pag. 193



Adatto per uso esterno.

Corpo in alluminio anodizzato EN-6026; elevata resistenza all'ossidazione grazie al trattamento di anodizzazione. Diffusore in vetro temprato e serigrafato.

Apparecchio inaccessibile fornito con 0,30 m di cavo di alimentazione H05RN-F pre-cablato.

LED 4000K (N), 3000K (3) o 2700K (2). Alimentatore escluso. Nessun rischio fotobiologico, RGO gruppo di rischio esente (EN62471).

ENG Suitable for outdoor installation.

Body made of EN-6026 anodized aluminum; highly resistant to oxidation due to anodizing treatment.

Heat tempered and silk-screen printed glass.

Inaccessible device, provided with 0,30 m prewired power cable H05RN-F.

LED 4000K (N), 3000K (3), 2700K (2). Driver not included. No risk of photobiological damage, RGO group (EN62471).

FRA Adapté pour l'usage à l'extérieur.

Corp en aluminium EN-6026 anodisé, haute résistance à l'oxydation grâce au un traitement d'anodisation.

Diffuseur en verre trempé et sérigraphié.

Appareil câblé en usine, fourni avec 0,30 m de câble d'alimentation H05RN-F pré - câblé.

LED 4000K (N), 3000K (3), 2700K (2) (blanche chaud). Alimentation exclus. Pas de risque photobiologique, RGO groupe (EN62471).

Ago Top



Ago Top Asimmetrico



IP66
Outdoor e
waterproof



ANODIZZAZIONE

Anodization



PRE-CABLATO

Prewired
Pré-cablé



**Anni di garanzia
sul circuito LED**

Ago Top

Ago Top			DIFF. TRASP.	POSITION 		
IP66 IK 07 2J xx5 CE						
LED	W	LM	REAL LM	COL.	CODE *	* LED COLOUR
A++	2	200	115		LL126008□	N 4000K
	24V				LL126009□	3 3000K, lm -5%
					LL126010□	2 2700K, lm -5%
					LL126011□	

Idoneo per installazioni a parete e soffitto.

Suitable for wall and ceiling installation.

Adapté pour les installations murales et au plafond.

Ago Top Asimmetrico			DIFF. TRASP.	POSITION 		
IP66 IK 07 2J xx5 CE						
LED	W	LM	REAL LM	COL.	CODE *	* LED COLOUR
A++	2	200	25		LL126012□	N 4000K
	24V				LL126013□	3 3000K, lm -5%
					LL126014□	2 2700K, lm -5%
					LL126015□	

Idoneo per installazioni a parete.
Versione asimmetrica.

Suitable for wall installation.
Asymmetric version.

Adapté pour l'installation murale.
Version asymétrique.

Finishing

	Alluminio Anodizzato Grigio Grey Anodized Aluminum Aluminium anodisé Gris		Alluminio Anodizzato Verde Green Anodized Aluminum Aluminium anodisé Vert
	Alluminio Anodizzato Nero Black Anodized Aluminum Aluminium anodisé Noir		Alluminio Anodizzato Marrone Brown Anodized Aluminum Aluminium anodisé Marron

* Led colour

N	4000K
3	3000K, lm -5%
2	2700K, lm -5%

Completa il codice sostituendo al quadrato rosso la lettera o il numero corrispondente alla temperatura colore scelta.

Complete the code by replacing the red box with the letter or number corresponding to the selected colour temperature.

Compléter le code en remplaçant le carré rouge par la lettre ou le numéro correspondant à la sélection de température couleur.

Alimentatore escluso

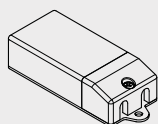
Ballast not included
Sans alimentation





ACCESSORI
Accessories / Accessoires

**Alimentatore
AGO TOP/TOP
ASIMMETRICO
in tensione
costante 24V**



AGO TOP/TOP ASIMMETRICO
ballasts in constant tension 24V
available

Alimentations AGO TOP/ TOP
ASIMMETRICO en tension 24V
disponibles

N. MAX	IP	CODE
1/6	20	LB1070029
1/11	20	LB1070030
1/6	67	LB1070031
1/13	67	LB1070032

**Cavo H05RN-F
2x0,75**



Cavo H05RN-F in Neoprene, sezione 2x0,75. Adatto ad uso esterno.

Cable type H05RN-F 2x0,75
Cable type H05RN-F in Neoprene,
section 2x0,75. Suitable for outdoor
use.

Câble H05RN-F 2x0,75
Câble H05RN-F en Néoprène,
section 2x0,75. Egalement adapté
à l'usage à l'extérieur.

5 m	CODE	15 m	CODE
	LB1070004		LB1070006
10 m	CODE	20 m	CODE
	LB1070005		LB1070007

Morsettiere
Terminal blocks



Scaricatori SPD
Surge protector devices




Ago Top Asimmetrico



Ago Top

Ago Applique

Design
Michele Pellegrini



LED



indoor



outdoor

ACCESSORI

Accessories / Accessoires

Pag. 197



Adatto per installazione a muro anche per uso esterno. Corpo in alluminio anodizzato EN-6026, elevata resistenza all'ossidazione grazie al trattamento di anodizzazione. Diffusore in vetro temprato e serigrafato. Base in policarbonato e staffa di fissaggio a muro in tecnopolimero. Compreso di connettori gel rapidi IP68 per il cablaggio. Bulloneria in acciaio inox A4. LED a tensione di rete dimmerabile a taglio di fase.

LED 4000K (N), 3000K (3), o 2700K (2). LED a tensione di rete. Nessun rischio fotobiologico, RGO gruppo di rischio esente (EN62471).

ENG Suitable for wall installation, also for outdoor use. Body made of EN-6026 anodized aluminum, highly resistant to oxidation thanks to anodizing treatment. Heat tempered and silk-screen printed glass. Polycarbonate base and technopolymer wall fixing bracket. Including IP68 quick gel connectors for wiring. A4 stainless steel nuts and bolts. LED AC Direct, phase cut dimmable. LED 4000K (N), 3000K (3) or 2700K (2). LED AC Direct. No risk of photobiological damage, RGO group (EN62471).

FRA Convient pour une installation murale, également pour une utilisation à l'extérieur. Corps en aluminium anodisé EN-6026, haute résistance à l'oxydation grâce au traitement d'anodisation. Diffuseur en verre trempé et sérigraphié. Base en polycarbonate et support de fixation murale en technopolymère. Compris des connecteurs rapides gel IP68 pour le câblage. Visserie en acier inox type A4. LED Direct dimmable coupure de phase. LED 4000K (N), 3000K (3) ou 2700K (2) (blanche chaud). LED Direct 220-240. Pas de risque photobiologique, RGO groupe (EN62471).

Ago Applique



Ago Applique U&D



IP66
Outdoor e
waterproof



ANODIZZAZIONE
Anodization







DIMMERABILE
Dimmable



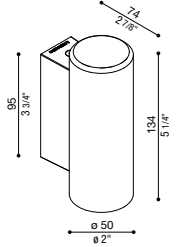



Anni di garanzia
sul circuito LED

Finishing

	Alluminio Anodizzato Grigio Grey Anodized Aluminum Aluminium anodisé Gris		Alluminio Anodizzato Marrone Brown Anodized Aluminum Aluminium anodisé Marron
	Alluminio Anodizzato Nero Black Anodized Aluminum Aluminium anodisé Noir		Bianco RAL 9010 White RAL 9010 Blanc RAL 9010



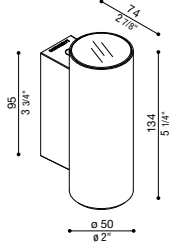

Ago Applique

Ago Applique			DIFF. TRASP.	POSITION 			
IP66 IK 07 2J xx5 CE							
LED	W	LM	REAL LM	COL.	CODE **	* OPTIC	* LED COLOUR
A++	5	600	497		LL126200 <input type="checkbox"/> <input type="checkbox"/> LL126201 <input type="checkbox"/> <input type="checkbox"/> LL126202 <input type="checkbox"/> <input type="checkbox"/> LL126203 <input type="checkbox"/> <input type="checkbox"/>	D Diff. S 25° M 40° L 65°	N 4000K 3 3000K, lm -5% 2 2700K, lm -5%

Versione monoemissione.

Unidirectional version.

Version unidirectionnelle.

Ago Applique U&D			DIFF. TRASP.	POSITION 			
IP66 IK 07 2J xx5 CE							
LED	W	LM	REAL LM	COL.	CODE **	* OPTIC	* LED COLOUR
A++	10	1200	996		LL126204 <input type="checkbox"/> <input type="checkbox"/> LL126205 <input type="checkbox"/> <input type="checkbox"/> LL126206 <input type="checkbox"/> <input type="checkbox"/> LL126207 <input type="checkbox"/> <input type="checkbox"/>	D Diff. S 25° M 40° L 65°	N 4000K 3 3000K, lm -5% 2 2700K, lm -5%

Versione biemissione.

Bidirectional version.

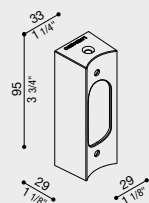
Version bidirectionnelle.





ACCESSORI
Accessories / Accessoires

Base Ago Applique verniciata



Base Ago Applique verniciata

Painted Ago Applique base


Base Ago Applique peint

COL.	CODE
	LB1262004
	LB1262005



Ago Bollard

Design
Michele Pellegrini



LED



outdoor

Adatto per installazione a terra. Corpo in alluminio anodizzato EN-6026, elevata resistenza all'ossidazione grazie al trattamento di anodizzazione. Diffusore in policarbonato stabilizzato ai raggi UV. Completo di due staffe di fissaggio in alluminio. Tirafondi e minuterie per ancoraggio del palo al terreno inclusi. Compreso di connettori gel rapidi IP68 per il cablaggio. Bulloneria in acciaio inox A4.

Disponibile versione LED a tensione di rete, dimmerabile a taglio di fase.

Disponibile versione 24V.

LED 4000K (N), 3000K (3), o 2700K (2). Nessun rischio fotobiologico, RGO gruppo di rischio esente (EN62471).

ENG Suitable for ground installation. Body made of EN-6026 anodized aluminum, highly resistant to oxidation thanks to anodizing treatment. UV-stabilized polycarbonate diffuser. Complete with two aluminum fixing brackets. Anchor bolts and screws for ground anchoring included. Including IP68 quick gel connectors for wiring. A4 stainless steel nuts and bolts.

Available LED AC direct, phase cut dimmable.

Available 24V version.

LED 4000K (N), 3000K (3) or 2700K (2). No risk of photobiological damage, RGO group (EN62471).

FRA Adapté pour une installation au sol. Corps en aluminium anodisé EN-6026, haute résistance à l'oxydation grâce au traitement d'anodisation. Diffuseur en polycarbonate stabilisé aux UV. Complet avec deux supports de fixation en aluminium. Tire-fond et visserie pour d'ancrage du poteau au sol inclus. Compris des connecteurs rapides gel IP68 pour le câblage. Visserie en acier inox type A4.

Disponibile in LED AC direct 220-240V, dimmable coupure de phase.

Disponibile in versione 24V.

LED 4000K (N), 3000K (3) ou 2700K (2) (blanche chaud). Pas de risque photobiologique, RGO groupe (EN62471).

Ago Bollard H300 1L



Ago Bollard H300 2L



IP66
Outdoor e
waterproof



Ago Bollard H600 1L



Ago Bollard H600 2L



ANODIZZAZIONE

Anodization



DIMMERABILE

Dimmable

Ago Bollard H900 1L



Ago Bollard H900 2L



Anni di garanzia
sul circuito LED

Ago Bollard

Ago Bollard H300 1L				DIFF. TRASP.	POSITION	
IP66 IK 07 2J xx5 CE						
LED	W	LM	REAL LM	COL.	CODE *	* LED COLOUR
A++	10	1100	270	220-240 V	LL126318	
				LL126319	LT126318	
				LL126320	LT126319	
A++	10 24V	1100	270		LT126318	
					LT126319	
					LT126320	

Versione monoemissione.

Unidirectional version.

Version unidirectionnelle.

Ago Bollard H300 2L				DIFF. TRASP.	POSITION	
IP66 IK 07 2J xx5 CE						
LED	W	LM	REAL LM	COL.	CODE *	* LED COLOUR
A++	10	1100	540	220-240 V	LL126321	
				LL126322	LT126321	
				LL126323	LT126322	
A++	10 24V	1100	540		LT126321	
					LT126322	
					LT126323	

Versione biemissione.

Bidirectional version.

Version bidirectionnelle.

Ago Bollard H600 1L				DIFF. TRASP.	POSITION	
IP66 IK 07 2J xx5 CE						
LED	W	LM	REAL LM	COL.	CODE *	* LED COLOUR
A++	10	1100	270	220-240 V	LL126300	
				LL126301	LT126300	
				LL126302	LT126301	
A++	10 24V	1100	270		LT126300	
					LT126301	
					LT126302	

Versione monoemissione.

Unidirectional version.

Version unidirectionnelle.

Finishing

Alluminio Anodizzato Grigio
 Grey Anodized Aluminum
 Aluminium anodisé Gris

Alluminio Anodizzato Marrone
 Brown Anodized Aluminum
 Aluminium anodisé Marron

Alluminio Anodizzato Nero
 Black Anodized Aluminum
 Aluminium anodisé Noir

* Led colour

Completa il codice sostituendo al quadrato rosso la lettera o il numero corrispondente alla temperatura colore scelta.

Complete the code by replacing the red box with the letter or number corresponding to the selected colour temperature.

Compléter le code en remplaçant le carré rouge par la lettre ou le numéro correspondant à la sélection de température couleur.

Alimentazione diretta

Integral ballast
 Alimentation intégrée

220-240 V

Alimentatore escluso

Ballast not included
 Sans alimentation



Ago Bollard H600 2L

NEW

DIFF. TRASP.

POSITION

IP66 IK 07 2J xx5 CE

LED	W	LM	REAL LM	COL.	CODE *	* LED COLOUR
A++	10	1100	540	220-240 V	LL126303	N 4000K 3 3000K, lm -5% 2 2700K, lm -5%
					LL126304	
					LL126305	
A++	10	1100	540	24V	LT126303	
					LT126304	
					LT126305	

Versione biemissione.

Bidirectional version.

Version bidirectionnelle.

Ago Bollard H900 1L

NEW

DIFF. TRASP.

POSITION

IP66 IK 07 2J xx5 CE

LED	W	LM	REAL LM	COL.	CODE *	* LED COLOUR
A++	10	1100	270	220-240 V	LL126309	N 4000K 3 3000K, lm -5% 2 2700K, lm -5%
					LL126310	
					LL126311	
A++	10	1100	270	24V	LT126309	
					LT126310	
					LT126311	

Versione monoemissione.

Unidirectional version.

Version unidirectionnelle.

Ago Bollard H900 2L

NEW

DIFF. TRASP.

POSITION

IP66 IK 07 2J xx5 CE

LED	W	LM	REAL LM	COL.	CODE *	* LED COLOUR
A++	10	1100	540	220-240 V	LL126312	N 4000K 3 3000K, lm -5% 2 2700K, lm -5%
					LL126313	
					LL126314	
A++	10	1100	540	24V	LT126312	
					LT126313	
					LT126314	

Versione biemissione.


Bidirectional version.

Version bidirectionnelle.

Ago Bollard



Base tonda.
Round base.
Base ronde.



Base quadrata.
Square base.
Base carrée.




Colori disponibili.
Available colours.
Couleurs disponibles.





Ago Bollard H600 2L

Ago Bollard








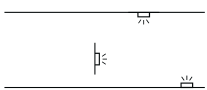
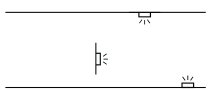
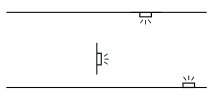
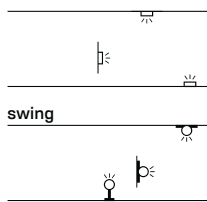
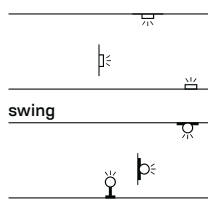

















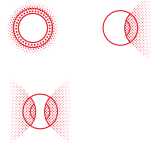







Ago Bollard H900 1L



Ago Bollard H300 1L

INC-CNC RNC-TNC

					
	INC 35	INC 50	CNC 25	CNC 35	CNC 50
	pag. 210	pag. 210	pag. 216	pag. 216	pag. 220
Montaggio <i>Installation</i> <i>Fixation</i>					
Caratteristiche <i>Characteristics</i> <i>Caractéristiques</i>	 65° MAX  500 KG MAX	 65° MAX  500 KG MAX	 65° MAX  500 KG MAX	 65° MAX  500 KG MAX  1000 KG MAX	 65° MAX  450 KG MAX  500 KG MAX  2000 KG MAX
Emissione <i>Emission</i> <i>Emission</i>					
Colore della luce <i>LED colour</i> <i>Couleur du LED</i>	N 4000K 3 3000K, lm -5% 2 2700K, lm -5%	N 4000K 3 3000K, lm -5% 2 2700K, lm -5%	N 4000K 3 3000K, lm -5% 2 2700K, lm -5% B Blue	N 4000K 3 3000K, lm -5% 2 2700K, lm -5% B Blue	N 4000K 3 3000K, lm -5% 2 2700K, lm -5%
Inclinazione ottiche <i>Optics</i> <i>Optique</i>	S 14° M 29° L 46°	S 13° M 24° L 53°	M 30° S 15° D Diff.	S 14° M 29° L 46° D Diff.	S 13° M 24° L 53° D Diff.
Potenza <i>Output</i> <i>Puissance</i>	2 W 180 LM	6,5 W 650 LM	2 W 180 LM	2 W 180 LM	6,5 W 650 LM
Alimentazione <i>Power supply</i> <i>Alimentation</i>	500 mA - 4.8 V 12/24 V	500 mA - 14 V 24 V	500 mA - 4.8 V 12/24 V	500 mA - 4.8V 12/24 V	500 mA - 14 V 24 V
Forma <i>Shape</i> <i>Forme</i>					



						
	CNC 99	CNC 100	CNC 120	CNC 150	RNC	TNC
	pag. 228	pag. 234	pag. 240	pag. 246	pag. 250	pag. 258
		<p>incasso</p>  <p>finto incasso</p> 				
	 45/55° MAX  500 KG MAX	 50° MAX  280 KG MAX  2000 KG MAX	 60° MAX  2000 KG MAX	 58° MAX  2000 KG MAX	 35° MAX  2000 KG MAX	
						
	<ul style="list-style-type: none"> N 4000K 3 3000K, lm -5% 2 2700K, lm -5% 	<ul style="list-style-type: none"> N 4000K 3 3000K, lm -5% 2 2700K, lm -5% 	<ul style="list-style-type: none"> N 4000K 3 3000K, lm -5% 2 2700K, lm -5% 	<ul style="list-style-type: none"> N 4000K 3 3000K, lm -5% 2 2700K, lm -5% 	<ul style="list-style-type: none"> N 4000K 3 3000K, lm -5% 2 2700K, lm -5% 	<ul style="list-style-type: none"> N 4000K 3 3000K, lm -5% 2 2700K, lm -5%
	-	-	<ul style="list-style-type: none"> S Spot-25° M 60° A Asymm. D Diff. B Blade 	<ul style="list-style-type: none"> S 12° M 24° L 32° 	-	-
	5 W 450 LM	3 - 5 W 215 - 430 LM	9 W 1000 LM	20W 2800 LM	3 - 13 W 300 - 1200 LM	5 - 20 W 550 - 2200 LM
	24 V	700 mA - 3,10 V 220 - 240 V	700 mA - 12V 12/24 V	600 mA	24 V	24 V
						



LED



indoor



outdoor





Adatto per installazioni a parete e soffitto, anche per uso esterno. Idoneo per incassi da terra ad uso calpestabile, fissaggio mediante armatura da incasso fornita a parte. Prodotto finalizzato all'impiego di sorgenti luminose a LED per luce di accento e segnalazione. Ghiera in acciaio AISI316L. Corpo in alluminio anodizzato nero. Diffusore in vetro temprato. Guarnizioni in silicone. 1.5 m di cavo di alimentazione HO5RN-F pre-cablato e bloccato tramite pressacavo in Ottone Nichelato.

Dimmerazione disponibile. Bulloneria in acciaio inox AISI 316L. Tutti i cavi sono provvisti di una speciale guaina che protegge il faretto dalle infiltrazioni di acqua e umidità.

La molla di ritenuta si adatta sia per applicazioni che prevedono l'utilizzo di armatura da incasso che direttamente in controsoffittature in cartongesso. Versione in tensione costante 12/24V. Versione in corrente costante 350 mA/500 mA: utilizzare esclusivamente alimentatori di tipo SELV o equivalenti.

Tutti i cavi vengono forniti integrati di un sistema elettronico che consente il collegamento non polarizzato del faretto. INC 35 : Il dispositivo elettronico inoltre, impedisce l'interruzione di linee di faretti collegati in serie nel caso di guasto di un singolo prodotto.

LED 4000K (N), 3000K (3), o 2700K (2). Alimentatore escluso. Nessun rischio fotobiologico, RGO gruppo di rischio esente (EN62471).

ENG Suitable for installation on walls and ceilings and for outdoor use. Ideal for recessed ground application, also for walk-over use. Installation by means of a recess box supplied separately. Product designed for LED light sources for accent lighting and marking driveways and pathways. Retaining ring made of stainless steel AISI 316L.

Body made of black anodized aluminum. Heat tempered glass diffuser. Silicone gaskets. 1.5 m. pre-wired cable type HO5RN-F, secured by means of a nickel-plated brass cable gland. Dimmable version available. A4 or AISI 316L stainless steel nuts and bolts. All the wiring is supplied with a special sheathing protecting the spot from seepage of water and damp. The retaining spring adapts both to applications requiring the use of the recess box or for fittings directly on plasterboard ceilings. Version in constant tension 12/24V. Version in constant current 350mA/500mA: only drivers type SELV or equivalent must be used. All the wiring is supplied with a built-in electronic system that allows a non-polarised connection of the spot light.

INC 35: moreover, the electronic device prevents the interruption of whole rows of downlights connected together in the event of a fault on just one of the products.

LED 4000K (N), 3000K (3) or 2700K (2). Ballast not included. No risk of photobiological damage, RGO group (EN62471).

FRA Également adapté pour les installations murales et les plafonds et à l'usage à l'extérieur. Convient aussi pour une utilisation au sol piétonnable, fixation par une boîte d'encastrement fournie à part. Produit finalisé à l'emploi de sources lumineuses à LED pour éclairage d'accentuation et de signalisation. Colletterie en acier inox type AISI 316L.

Corps en aluminium anodisé noir. Diffuseur en verre trempé. Joints en silicone. Câble d'alimentation HO5RN-F de 1.5m et bloqué par un presse-câble en laiton nickelé. Version dimmable disponible. Vis de fixation en acier inox type A4 ou AISI 316L. Tous les câbles sont fournis avec une gaine spéciale qui protège le spot des infiltrations d'eau et d'humidité. Le ressort de retenue s'adapte aussi bien pour des applications qui prévoient l'utilisation de boîte d'encastrement que pour des applications directement sur les faux-plafonds en placoplâtre. Version en tension 12/24V. Version en courant constant 350mA/500mA: utilisez exclusivement les drivers du type SELV ou équivalent. Tous les câbles sont fournis avec intégration d'un système électronique qui permet le branchement non polarisé du spot.

INC 35: en outre, le système électronique empêche l'interruption des lignes de spots connectés en série en cas de défaillance d'un seul produit.

LED 4000K (N), 3000K (3) ou 2700K (2). Alimentation exclus. Pas de risque photobiologique, RGO groupe (EN62471).



IP67
Outdoor e
waterproof



AQUASTOP
Aquistop

INC 35



INC 50


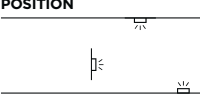
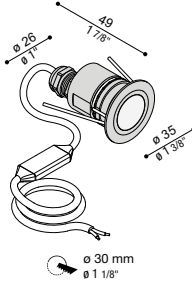



















PRE-CABLATO
Prewired
Pré-cablé



Anni di garanzia
sul circuito LED


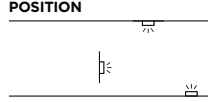
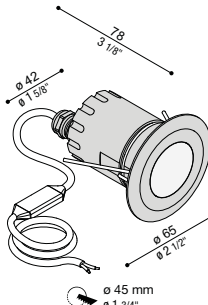

















INC

INC 35			DIFF. VETRO	POSITION 			
IP 67 IK 10 20J xx9   							
LED	W	LM	REAL LM	COL.	CODE * *	* OPTIC	* LED COLOUR
A++	2	180	120		LL132000  	S 14°	N 4000K
	500 mA - 4.8 V				LL132001  	M 29°	3 3000K, lm -5%
					LL132002  	L 46°	2 2700K, lm -5%
A++	2	180	120		LL132003  		
	12/24 V				LL132004  		
					LL132005  		

Versione ghiera tonda, possibile scelta di 3 differenti ottiche. Temperatura massima rilevata sul vetro 65°C.

Version with round retaining ring, choice of 3 different optics. Max. temperature measured on the glass 65°C.

Version avec virole ronde, choix possible de 3 optiques différentes. Température relevée sur le verre 65°C maxi.

INC 50			DIFF. VETRO	POSITION 			
IP 67 IK 10 20J xx9   							
LED	W	LM	REAL LM	COL.	CODE * *	* OPTIC	* LED COLOUR
A++	6,5	650	418		LL132006  	S 13°	N 4000K
	500 mA - 14 V				LL132007  	M 24°	3 3000K, lm -5%
					LL132008  	L 53°	2 2700K, lm -5%
A++	6,5	650	418		LL132009  		
	24 V				LL132010  		
					LL132011  		


Versione ghiera tonda, possibile scelta di 3 differenti ottiche. Temperatura massima rilevata sul vetro 65°C.


Version with round retaining ring, choice of 3 different optics. Max. temperature measured on the glass 65°C.

Version avec virole ronde, choix possible de 3 optiques différentes. Température relevée sur le verre 65°C maxi.



Finishing

 Inox satinato
Satin grey
Inox satiné

 Bianco RAL 9010
White RAL 9010
Blanc RAL 9010

 Grigio antracite RAL 7021
Grey anthracite RAL 7021
Gris anthracite RAL 7021

* Led colour

N 4000K
3 3000K, lm -5%
2 2700K, lm -5%

Completa il codice sostituendo al quadrato rosso la lettera o il numero corrispondente alla temperatura colore scelta.

Complete the code by replacing the red box with the letter or number corresponding to the selected colour temperature.

Compléter le code en remplaçant le carré rouge par la lettre ou le numéro correspondant à la sélection de température couleur.

Alimentatore escluso

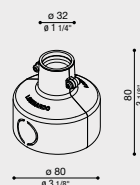
Ballast not included
Sans alimentation





ACCESSORI
Accessories / Accessoires

Armatura da incasso INC 35



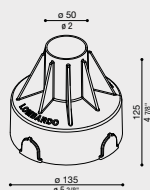
Armatura da incasso in termoplastico.

Thermoplastic recess box INC 35
Thermoplastic recess box.

Armature à encastrer INC 35
Armature à encastrer en matériau thermoplastique.

COL.	CODE
	LB1070001

Armatura da incasso INC 50



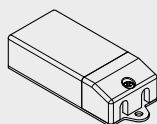
Armatura da incasso in termoplastico.

Recess box INC 50
Thermoplastic recess box.

Boîte d'encastrement INC 50
Armature à encastrer en matériau thermoplastique.

COL.	CODE
	LB1070039

Alimentatori INC 35 in corrente costante



INC 35 ballasts in constant current

Alimentations INC 35 en courant constant

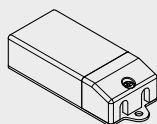
350mA

N° max fixtures	IP	CODE
1/2	20	LB1070008
1/3	20	LB1070009
2/5	20	LB1070010
5/10	20	LB1070011
1/12 Dimmer	20	LB1070012
2/4	67	LB1070013
5/10	67	LB1070014
1/8 1-10 Push	20	LB1070043
2/9 DALI	20	LB1070064

500mA

N° max fixtures	IP	CODE
1/2	20	LB1070015
1/3	20	LB1070016
2/5	20	LB1070017
5/10	20	LB1070018
1/12 Dimmer	20	LB1070019
1/4	67	LB1070020
5/10	67	LB1070021
1/7 1-10 Push	20	LB1070043
2/9 DALI	20	LB1070064

Alimentatori INC 50 in corrente costante



INC 50 ballasts in constant current

Alimentations INC 50 en courant constant

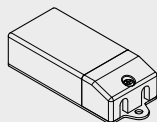
350mA

N° max fixtures	IP	CODE
1	20	LB1070009
1/3	20	LB1070011
1/3 Dimmer	20	LB1070012
1/2	67	LB1070013
1/3	67	LB1070014
1/3 1-10 Push	20	LB1070043
1/3 DALI	20	LB1070064

500mA

N° max fixtures	IP	CODE
1	20	LB1070016
1/3	20	LB1070018
1/4 Dimmer	20	LB1070019
1/2	67	LB1070020
1/4	67	LB1070021
1/2 1-10 Push	20	LB1070043
1/3 DALI	20	LB1070064

Alimentatore INC in tensione costante 12/24V



INC ballasts in constant tension 12/24V

Alimentations INC en tension 12/24V

12V

N° max	IP	CODE
INC 35		
1/6	20	LB1070025
1/12	20	LB1070026
1/8	67	LB1070027
1/15	67	LB1070028

24V

N° max	IP	CODE			
INC 35			INC 50		
1/6	1/2	20	LB1070029		
1/12	1/4	20	LB1070030		
1/8	1/2	67	LB1070031		
1/15	1/5	67	LB1070032		

Cavo H05RN-F 2x0,75



Cavo H05RN-F in Neoprene, sezione 2x0,75. Adatto ad uso esterno.

Cable type H05RN-F 2x0,75
Cable type H05RN-F in Neoprene, section 2x0,75. Suitable for outdoor use.

5 m	15 m
CODE	CODE
LB1070004	LB1070006

Câble H05RN-F 2x0,75
Câble H05RN-F en Néoprène, section 2x0,75. Egalement adapté à l'usage à l'extérieur.

10 m	20 m
CODE	CODE
LB1070005	LB1070007



CNC

25

CNC 25 T



CNC 25 Q



35


CNC 35 T




CNC 35 T Up



CNC 35 Q



CNC 35 Q Up



CNC 35 Top S



CNC 35 Top L



CNC 35 Mask



CNC 35 Swing



CNC 35 Swing Spot



50

CNC 50 T



CNC 50 T Up



CNC 50 Top L



CNC 50 TOP 2L



CNC 50 Swing



CNC 50 Swing Spot





99

CNC 99 CL



CNC 99 C2L



CNC 99 C4L



Finto incasso.
Surface mounted.
Faux encastré.

CNC 99 C180



CNC 99 C UP



100

CNC 100 L



CNC 100 2L



CNC 100 UP



Incasso.
Recessed.
À encastrer.

CNC 100 CL



CNC 100 C2L



CNC 100 C-UP



Finto incasso.
Surface mounted.
Faux encastré.

120

CNC 120 T



150

CNC 150



CNC 25-35-50

Design
Lombardo design department



LED



indoor



outdoor

ACCESSORI

Accessories / Accessoires

Pag. 222

Adatto per installazioni a parete e controsoffittature in cartongesso, anche per uso esterno. Idoneo per incassi da terra ad uso calpestabile, fissaggio mediante armatura da incasso fornita a parte.

Prodotto finalizzato all'impiego di sorgenti luminose a LED per luce di accento e segnalazione.

Corpo e ghiera in acciaio AISI316L. Diffusore in vetro temprato. Guarnizioni in silicone.

1.5 m di cavo di alimentazione HO5RN-F pre-cablato e bloccato tramite pressacavo in Ottone Nichelato.

La molla di ritenuta si adatta sia per applicazioni che prevedono l'utilizzo di armatura da incasso che direttamente in controsoffittature in cartongesso.

Dimmerazione disponibile. Bulloneria in acciaio inox A4 o AISI 316L.

Versione in tensione costante 12/24V: Tutti i cavi sono provvisti di una speciale guaina che protegge il faretto dalle infiltrazioni di acqua e umidità.

Versione in corrente costante 350 mA/500 mA: La speciale guaina che riveste il circuito protegge il faretto dalle infiltrazioni di acqua e umidità. Utilizzare esclusivamente alimentatori di tipo SELV o equivalenti.

CNC35 versione in corrente costante 350 mA/ 500 mA: tutti i cavi vengono forniti integrati di un sistema elettronico che consente il collegamento non polarizzato del faretto. Il dispositivo elettronico inoltre, impedisce l'interruzione di linee di faretti collegati in serie nel caso di guasto di un singolo prodotto. **LED 4000K (N), 3000K (3) o 2700K (2).**

Alimentatore escluso. Nessun rischio fotobiologico, RGO gruppo di rischio esente (EN62471).

ENG Suitable for installation on plasterboard walls and ceilings and for outdoor use. Ideal for recessed ground application, also for walk-over use. Installation by means of a recess box supplied separately. Product designed for LED light sources for accent lighting and marking driveways and pathways. Body and retaining ring made of stainless steel AISI 316L. Heat tempered glass diffuser. Silicone gaskets. 1.5 m. pre-wired cable type HO5RN-F, secured by means of a nickel-plated brass cable gland. The retaining spring adapts both to applications requiring the use of the recess box or for fittings directly on plasterboard ceilings. Dimmable version available. A4 or AISI 316L stainless steel nuts and bolts.

Version in constant tension 12/24V: all the wiring is supplied with a special sheathing protecting the spot from seepage of water and damp.

Version in constant current 350mA/ 500mA: the special sheathing covering the circuit protects the spot light from seepage of water and damp. Only drivers type SELV or equivalent must be used.

CNC35 Version in constant current 350mA/ 500mA: all the wiring is supplied with a built-in electronic system that allows a non-polarised connection of the spot light. Moreover, the electronic device prevents the interruption of whole rows of downlights connected together in the event of a fault on just one of the products.

LED 4000K (N), 3000K (3) or 2700K (2). LED. Ballast not included. No risk of photobiological damage, RGO group (EN62471).

FRA Également adapté pour les installations murales et les faux plafonds en placoplâtre et à l'usage à l'extérieur. Convient aussi pour une utilisation au sol piétonnable, fixation par une boîte d'encastrement fournie à part. Produit finalisé à l'emploi de sources lumineuses à LED pour éclairage d'accentuation et de signalisation. Corps et viroles en acier inox type AISI 316L. Diffuseur en verre trempé. Joints en silicone. Câble d'alimentation HO5RN-F de 1.5m pré-câblé et bloqué par un presse-câble en Laiton Nickelé. Le ressort de retenue s'adapte aussi bien pour des applications qui prévoient l'utilisation de boîte d'encastrement que pour des applications directement sur les faux-plafonds en placoplâtre. Version dimmable disponible. Fixation en acier inox type A4 ou AISI 316L.

Version en tension 12/24V: tous les câbles sont fournis avec une gaine spéciale qui protège le spot des infiltrations d'eau et d'humidité.

Version en courant constant 350mA/ 500mA: la gaine spéciale qui recouvre le circuit protège le spot des infiltrations d'eau et d'humidité. Utilisez exclusivement les drivers du type SELV ou équivalent.

CNC35 Version en courant constant 350mA/ 500mA: tous les câbles sont fournis avec intégration d'un système électronique qui permet le branchement de non polarisé du spot. En outre, le système électronique empêche l'interruption des lignes de spots connectés en série en cas de rupture d'un seul produit.

LED 4000K (N), 3000K (3) ou 2700K (2) (blanche chaude). Alimentation déportée. Pas de risque photobiologique, RGO groupe (EN62471).



IP68
Outdoor e
waterproof



ACQUASTOP
Aquastop




PRE-CABLATO
Prewired
Pré-cablé



Anni di garanzia
sul circuito LED

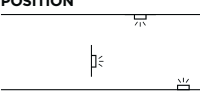
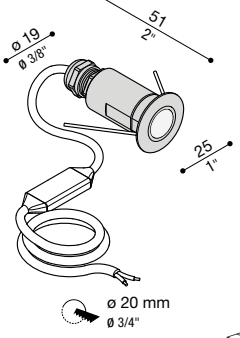
CNC 25






CNC 25 T







DIFF. VETRO

POSITION

IP68 IK 10 20J xx9   **500**  **KG MAX**  **65°**  **MAX**


LED	W	LM	REAL LM	COL.	CODE * *	* OPTIC	* LED COLOUR
A++	2	180	Max 148	 	LL119000□□	M 30° S 15° D Diff.	N 4000K
					LL119004□□		3 3000K, Im -5%
					LL119006□□		2 2700K, Im -5%
A++	2	180	Max 148	 	LL119001□□	D Diff.	B Blue
					LL119005□□		
					LL119007□□		

Versione ghiera tonda, possibile scelta di 2 differenti ottiche. Temperatura massima rilevata sul vetro 65°C. Idoneo per installazione in tubo corrugato standard Ø25 mm.

Version with round retaining ring, choice of 2 different optics. Max. temperature measured on the glass 65°C. Suitable for installation in standard Ø 25 mm corrugated duct.

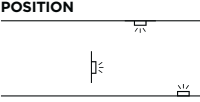
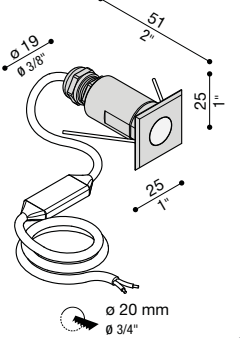
Version avec virole ronde, choix possible de 2 optiques différentes. Température relevée sur le verre 65° C maxi. Convient pour une installation dans un tube annelé standard Ø25 mm.






CNC 25 Q







DIFF. VETRO

POSITION

IP68 IK 10 20J xx9   **500**  **KG MAX**  **65°**  **MAX**


LED	W	LM	REAL LM	COL.	CODE * *	* OPTIC	* LED COLOUR
A++	2	180	Max 148	 	LL119002□□	M 30° S 15° D Diff.	N 4000K
					LL119003□□		3 3000K, Im -5%
A++	2	180	Max 148	 	LL119003□□	D Diff.	2 2700K, Im -5%
							B Blue

Versione ghiera quadra, possibile scelta di 2 differenti ottiche. Temperatura massima rilevata sul vetro 65°C. Idoneo per installazione in tubo corrugato standard Ø25 mm.

Version with square retaining ring, choice of 2 different optics. Max. temperature measured on the glass 65°C. Suitable for installation in standard Ø 25 mm corrugated duct.

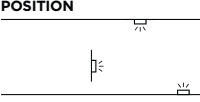
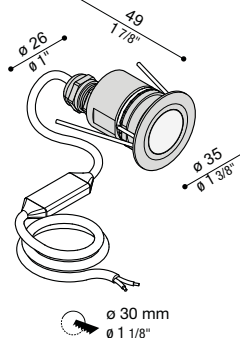
Version avec virole carrée, choix possible de 2 optiques différentes. Température relevée sur le verre 65° C maxi. Convient pour une installation dans un tube annelé standard Ø25 mm.






CNC 35 T







DIFF. VETRO

POSITION

IP68 IK 10 20J xx9   **500**  **KG MAX**  **65°**  **MAX**


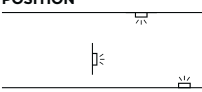
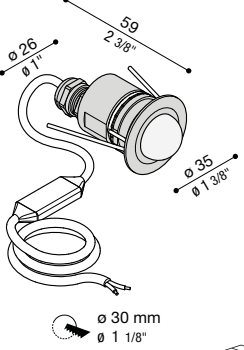





LED	W	LM	REAL LM	COL.	CODE * *	* OPTIC	* LED COLOUR
A++	2	180	Max 148	 	LL107000□□	S 14° M 29° L 46° D Diff.	N 4000K
					LL107032□□		3 3000K, Im -5%
					LL107033□□		2 2700K, Im -5%
A++	2	180	Max 148	 	LL107006□□	D Diff.	B Blue
					LL107034□□		
					LL107035□□		

Versione ghiera tonda, possibile scelta di 3 differenti ottiche. Temperatura massima rilevata sul vetro 65°C.

Version with round retaining ring, choice of 3 different optics. Max. temperature measured on the glass 65°C.

Version avec virole ronde, choix possible de 3 optiques différentes. Température relevée sur le verre 65° C maxi.


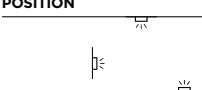
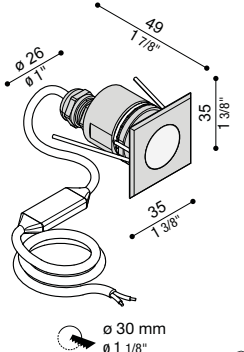





CNC 35

CNC 35 T Up			DIFF. VETRO	POSITION 										
IP 68 IK 10 20J xx9   														
LED	W	LM	REAL LM	COL.	CODE *	* LED COLOUR								
A++	2	180	78		LL107024	<table border="0"> <tr><td>N</td><td>4000K</td></tr> <tr><td>3</td><td>3000K, Im -5%</td></tr> <tr><td>2</td><td>2700K, Im -5%</td></tr> <tr><td>B</td><td>Blue</td></tr> </table>	N	4000K	3	3000K, Im -5%	2	2700K, Im -5%	B	Blue
N	4000K													
3	3000K, Im -5%													
2	2700K, Im -5%													
B	Blue													
A++	2	180	78		LL107025									

Versione con diffusore in vetro sporgente ad alta diffondenza. Temperatura massima rilevata sul vetro 65°C.

Version with protruding glass diffuser for high diffusion. Max. temperature measured on the glass 65°C.


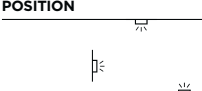
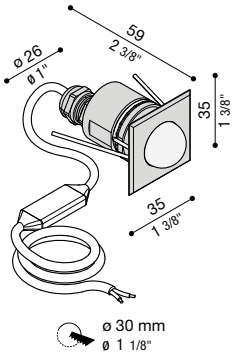





Version avec diffuseur en verre saillant à diffusion élevée. Température relevée sur le verre 65°C maxi.

CNC 35 Q			DIFF. VETRO	POSITION 																		
IP 68 IK 10 20J xx9   																						
LED	W	LM	REAL LM	COL.	CODE **	* OPTIC * LED COLOUR																
A++	2	180	Max 148		LL107001	<table border="0"> <tr><td>S</td><td>14°</td><td>N</td><td>4000K</td></tr> <tr><td>M</td><td>29°</td><td>3</td><td>3000K, Im -5%</td></tr> <tr><td>L</td><td>46°</td><td>2</td><td>2700K, Im -5%</td></tr> <tr><td>D</td><td>Diff.</td><td>B</td><td>Blue</td></tr> </table>	S	14°	N	4000K	M	29°	3	3000K, Im -5%	L	46°	2	2700K, Im -5%	D	Diff.	B	Blue
S	14°	N	4000K																			
M	29°	3	3000K, Im -5%																			
L	46°	2	2700K, Im -5%																			
D	Diff.	B	Blue																			
A++	2	180	Max 148		LL107007																	

Versione ghiera quadra, possibile scelta di 3 differenti ottiche. Temperatura massima rilevata sul vetro 65°C.

Version with square retaining ring, choice of 3 different optics. Max. temperature measured on the glass 65°C.

Version avec virole carrée, choix possible de 3 optiques différentes. Température relevée sur le verre 65°C maxi.

CNC 35 Q Up			DIFF. VETRO	POSITION 										
IP 68 IK 10 20J xx9   														
LED	W	LM	REAL LM	COL.	CODE *	* LED COLOUR								
A++	2	180	78		LL107026	<table border="0"> <tr><td>N</td><td>4000K</td></tr> <tr><td>3</td><td>3000K, Im -5%</td></tr> <tr><td>2</td><td>2700K, Im -5%</td></tr> <tr><td>B</td><td>Blue</td></tr> </table>	N	4000K	3	3000K, Im -5%	2	2700K, Im -5%	B	Blue
N	4000K													
3	3000K, Im -5%													
2	2700K, Im -5%													
B	Blue													
A++	2	180	78		LL107027									

Versione con diffusore in vetro sporgente ad alta diffondenza. Temperatura massima rilevata sul vetro 65°C.

Version with protruding glass diffuser for high diffusion. Max. temperature measured on the glass 65°C.

Version avec diffuseur en verre saillant à diffusion élevée. Température relevée sur le verre 65°C maxi.

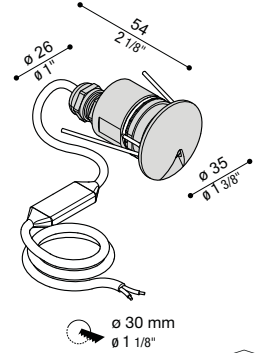
CNC 35

CNC 35 Top S



DIFF.
VETRO

POSITION



IP 68 IK 10 20J xx9 CE 500 KG MAX 65°C MAX

LED	W	LM	REAL LM	COL.	CODE *	* LED COLOUR
A++	2	180	12		LL107002	<ul style="list-style-type: none"> N 4000K 3 3000K, lm -5% 2 2700K, lm -5% B Blue
A++	2	180	12		LL107008	

Versione ghiera Top con apertura a 45°. Temperatura massima rilevata sul vetro 65°C.

Version with Top retaining ring with 45° opening. Max. temperature measured on the glass 65°C.

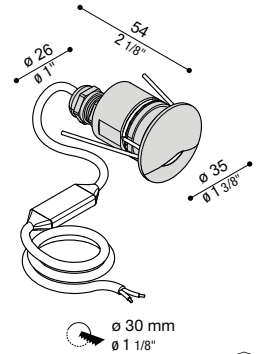
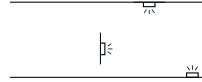
Version avec virole Top ouverte à 45°. Température relevée sur le verre 65° C maxi.

CNC 35 Top L



DIFF.
VETRO

POSITION



IP 68 IK 10 20J xx9 CE 500 KG MAX 65°C MAX

LED	W	LM	REAL LM	COL.	CODE *	* LED COLOUR
A++	2	180	25		LL107003	<ul style="list-style-type: none"> N 4000K 3 3000K, lm -5% 2 2700K, lm -5% B Blue
A++	2	180	25		LL107009	

Versione ghiera top con apertura a 135°. Temperatura massima rilevata sul vetro 65°C.

Version with Top retaining ring with 135° opening. Max. temperature measured on the glass 65°C.

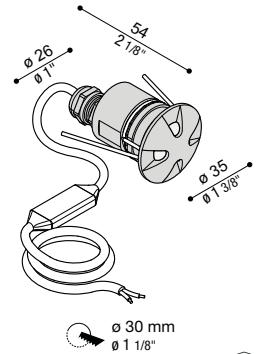
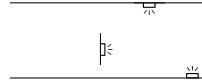
Version avec virole Top ouverte à 135°. Température relevée sur le verre 65° C maxi.

CNC 35 Mask



DIFF.
VETRO

POSITION



IP 68 IK 10 20J xx9 CE 500 KG MAX 65°C MAX

LED	W	LM	REAL LM	COL.	CODE *	* LED COLOUR
A++	2	180	21		LL107004	<ul style="list-style-type: none"> N 4000K 3 3000K, lm -5% 2 2700K, lm -5% B Blue
A++	2	180	21		LL107010	

Versione ghiera Mask con 4 aperture da 35°. Temperatura massima rilevata sul vetro 65°C.

Version with Mask retaining ring with four 35° openings. Max. temperature measured on the glass 65°C.

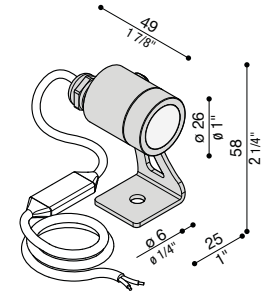
Version avec virole Mask 4 ouvertures à 35°. Température relevée sur le verre 65° C maxi.



CNC 35 Swing

DIFF. VETRO

POSITION



IP 68 IK 07 2J xx5 CE 65° MAX

LED	W	LM	REAL LM	COL.	CODE * *	* OPTIC	* LED COLOUR		
A++	2	180	Max 148	500 mA - 4.8 V			LL107005	S 14°	N 4000K
							LL107036	M 29°	3 3000K, Im -5%
							LL107037	L 46°	2 2700K, Im -5%
A++	2	180	Max 148	12/24 V			LL107011	D Diff.	B Blue
							LL107038		
							LL107039		



Versione orientabile. Picchetto non incluso, possibile scelta di 3 differenti ottiche. Temperatura massima rilevata sul vetro 65°C.

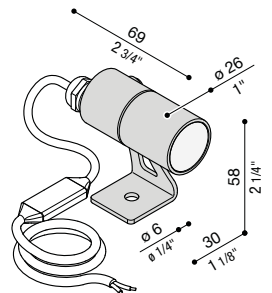
Swivel version. Stake not included, choice of 3 different optics. Max. temperature measured on the glass 65°C.

Version orientable. Piquet non compris, choix possible de 3 optiques différentes. Température relevée sur le verre 65°C maxi.

CNC 35 Swing Spot

DIFF. VETRO

POSITION



IP 68 IK 07 2J xx5 CE 65° MAX

LED	W	LM	REAL LM	COL.	CODE *	* LED COLOUR		
A++	2	180	Max 148	500 mA - 4.8 V			LL107028	N 4000K
								3 3000K, Im -5%
A++	2	180	Max 148	12/24 V			LL107029	2 2700K, Im -5%
								B Blue


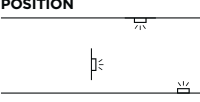
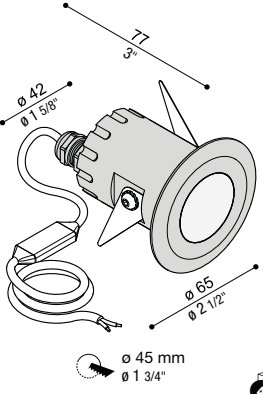

















Versione orientabile antiabbagliamento. Picchetto non incluso. Temperatura massima rilevata sul vetro 65°C.

Adjustable anti-glare version. Stake not included. Maximum temperature measured on the glass 65°C.

Version orientable antiéblouissement. Piquet non compris. Température maximum relevée sur le verre 65°C


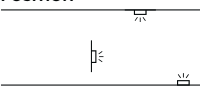
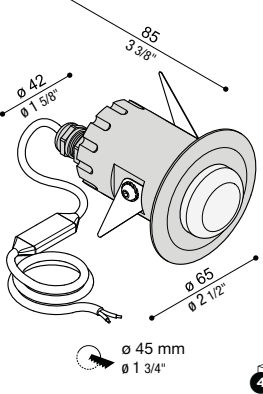










CNC 50

CNC 50 T			DIFF. VETRO	POSITION 			
IP 68 IK 10 20J xx9   							
LED	W	LM	REAL LM	COL.	CODE * *	* OPTIC	* LED COLOUR
A++	6,5	650	Max 427		LL107016 	S 13°	N 4000K
			500 mA - 14 V		LL107040 	M 24°	3 3000K, lm -5%
					LL107041 	L 53°	2 2700K, lm -5%
A++	6,5	650	Max 427		LL107017 	D Diff.	
			24 V		LL107042 		
					LL107043 		

Versione ghiera tonda, possibile scelta di 3 differenti ottiche. Temperatura massima rilevata sul vetro 65°C. Versione carrabile.

Version with round retaining ring, choice of 3 different optics. Max. temperature measured on the glass 65°C. Drive-over version.


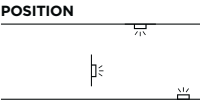
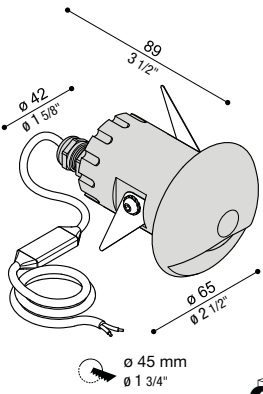










Version avec virole ronde, choix possible de 3 optiques différentes. Température relevée sur le verre 65°C maxi. Version carrossable.

CNC 50 T Up			DIFF. VETRO	POSITION 		
IP 68 IK 10 20J xx9   						
LED	W	LM	REAL LM	COL.	CODE *	* LED COLOUR
A++	6,5	650	269		LL107022 	N 4000K
			500 mA - 14 V			3 3000K, lm -5%
						2 2700K, lm -5%
A++	6,5	650	269		LL107023 	
			24 V			

Versione con diffusore in vetro sporgente ad alta diffondenza. Temperatura massima rilevata sul vetro 65°C.

Version with protruding glass diffuser for high diffusion. Max. temperature measured on the glass 65°C.

Version avec diffuseur en verre saillant à diffusion élevée. Température relevée sur le verre 65°C maxi.




CNC 50 Top L			DIFF. VETRO	POSITION 		
IP 68 IK 10 20J xx9   						
LED	W	LM	REAL LM	COL.	CODE *	* LED COLOUR
A++	6,5	650	260		LL107018 	N 4000K
			500 mA - 14 V			3 3000K, lm -5%
						2 2700K, lm -5%
A++	6,5	650	260		LL107019 	
			24 V			

Versione ghiera top con apertura a 110°. Temperatura massima rilevata sul vetro 65°C. Versione carrabile.

Version with Top retaining ring with 110° opening. Max. temperature measured on the glass 65°C. Drive-over version.

Version avec virole Top ouverture à 110°. Température relevée sur le verre 65°C maxi. Version carrossable.

Finishing

	Inox Lucido Polished stainless steel Inox brillant
	Grigio antracite RAL 7021 Grey anthracite RAL 7021 Gris anthracite RAL 7021
	Corten Corten Corten

Alimentatore escluso

Ballast not included
Sans alimentation



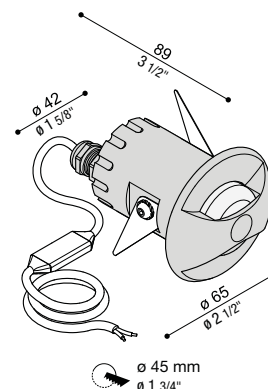
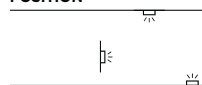


CNC 50 TOP 2L



DIFF. VETRO

POSITION



IP68 IK 10 20J xx9 CE 20000^{KG} MAX 65[°] MAX

LED	W	LM	REAL LM	COL.	CODE *	* LED COLOUR
A++	6,5	650	453	<input type="checkbox"/>	LL107020	<input type="checkbox"/> N 4000K <input type="checkbox"/> 3 3000K, lm -5% <input type="checkbox"/> 2 2700K, lm -5%
A++	6,5	650	453	<input type="checkbox"/>	LL107021	

Versione ghiera con 2 aperture da 110°. Temperatura massima rilevata sul vetro 65°C. Versione carrabile.

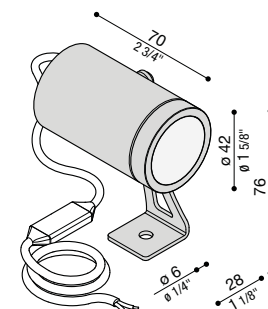
Version with Top retaining ring with two 110° openings. Max. temperature measured on the glass 65°C. Drive-over version.

Version avec virole Top 2 ouvertures à 110°. Température relevée sur le verre 65° C maxi. Version carrossable.

CNC 50 Swing

DIFF. VETRO

POSITION



IP68 IK 07 2J xx5 CE 65[°] MAX

LED	W	LM	REAL LM	COL.	CODE **	* OPTIC	* LED COLOUR
A++	6,5	650	Max 427	<input type="checkbox"/>	LL107012	<input type="checkbox"/> S 13° <input type="checkbox"/> M 24° <input type="checkbox"/> L 53° <input type="checkbox"/> D Diff.	<input type="checkbox"/> N 4000K <input type="checkbox"/> 3 3000K, lm -5% <input type="checkbox"/> 2 2700K, lm -5%
A++	6,5	650	Max 427	<input type="checkbox"/>	LL107013		
A++	6,5	650	Max 427	<input type="checkbox"/>	LL107044		
A++	6,5	650	Max 427	<input type="checkbox"/>	LL107045		
A++	6,5	650	Max 427	<input type="checkbox"/>	LL107046		
A++	6,5	650	Max 427	<input type="checkbox"/>	LL107047		

Versione orientabile. Picchetto non incluso, possibile scelta di 3 differenti ottiche. Temperatura massima rilevata sul vetro 65°C.

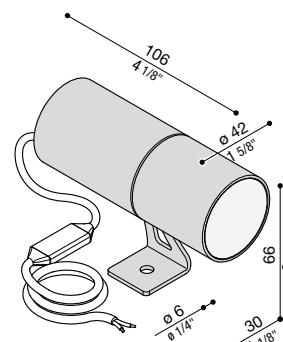

Swivel version. Stake not included, choice of 3 different optics. Max. temperature measured on the glass 65°C.

Version orientable. Piquet non compris, choix possible de 3 optiques différentes. Température relevée sur le verre 65° C maxi.

CNC 50 Swing Spot

DIFF. VETRO

POSITION



IP68 IK 07 2J xx5 CE 65[°] MAX

LED	W	LM	REAL LM	COL.	CODE *	* LED COLOUR
A++	6,5	650	Max 488	<input type="checkbox"/>	LL107030	<input type="checkbox"/> N 4000K <input type="checkbox"/> 3 3000K, lm -5% <input type="checkbox"/> 2 2700K, lm -5%
A++	6,5	650	Max 488	<input type="checkbox"/>	LL107031	

Versione orientabile antiabbagliamento. Picchetto non incluso. Temperatura massima rilevata sul vetro 65°C.

Adjustable anti-glare version. Stake not included. Maximum temperature measured on the glass 65°C.

Version orientable antiéblouissement. Piquet non compris. Température maximum relevée sur le verre 65°C.

*** Led colour**

- N 4000K
- 3 3000K, lm -5%
- 2 2700K, lm -5%
- B Blue

Completa il codice sostituendo al quadrato rosso la lettera o il numero corrispondente alla temperatura colore scelta.

Complete the code by replacing the red box with the letter or number corresponding to the selected colour temperature.

Compléter le code en remplaçant le carré rouge par la lettre ou le numéro correspondant à la sélection de température couleur.

*** Optic**

-

Completa il codice sostituendo al quadrato grigio la lettera corrispondente al modello di ottica scelta.

Complete the code by replacing the grey box with the letter corresponding to the selected optic model.

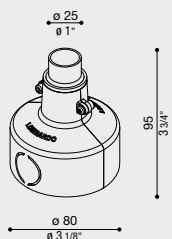
Compléter le code en remplaçant le carré gris par la lettre correspondante au modèle de lentille choisie.

CNC 25-35-50

ACCESSORI

Accessories / Accessoires

Armatura da incasso CNC 25



Armatura da incasso in termoplastico.

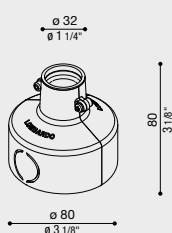
*Thermoplastic recess box
CNC 25*

Thermoplastic recess box.

Armature à encastrer CNC 25
Armature à encastrer en matériau
thermoplastique.

COL.	CODE
	LB1190001

Armatura da incasso CNC 35



Armatura da incasso in termoplastico.

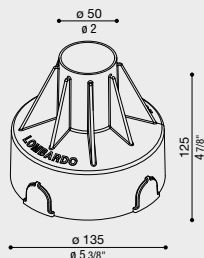
*Thermoplastic recess box
CNC 35*

Thermoplastic recess box.

Armature à encastrer CNC 35
Armature à encastrer en matériau
thermoplastique.

COL.	CODE
	LB1070001

Armatura da incasso CNC 50



Armatura da incasso in termoplastico.

Recess box CNC 50

Thermoplastic recess box.

Boîte d'encastrement CNC 50
Armature à encastrer en matériau
thermoplastique.

COL.	CODE
	LB1070039

Accessorio giardino CNC 35 - CNC 50



Accessorio da giardino da abbinare a CNC35 Swing / CNC50 Swing, realizzato in metallo zincato a freddo. Adatto per uso esterno. Idoneo per installazione a terra.

*Garden accessory
CNC35 - CNC50*
Garden accessory for use with CN
C35 Swing / CNC50 Swing, made
of cold galvanized metal. Suitable
for outdoor use and ground
application.

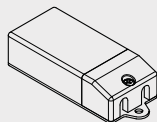
*Accessoire de jardin
CNC35 - CNC50*
Accessoire de jardin à associer
à CNC35 Swing / CNC50 Swing,
réalisé en métal zingué à froid.
Egalement adapté à l'usage à
l'extérieur. Convient pour une
utilisation au sol.

COL.	CODE
	LB1070002



ACCESSORI
Accessories / Accessoires

Alimentatori CNC 25/35 in corrente costante

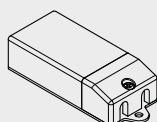


CNC 25/35 ballasts in constant current

Alimentations CNC 25/35 en courant constant

350mA			500mA		
N° max fixtures	IP	CODE	N° max fixtures	IP	CODE
1/2	20	LB1070008	1/2	20	LB1070015
1/3	20	LB1070009	1/3	20	LB1070016
2/5	20	LB1070010	2/5	20	LB1070017
5/10	20	LB1070011	5/10	20	LB1070018
1/12 Dimmer	20	LB1070012	1/12 Dimmer	20	LB1070019
2/4	67	LB1070013	1/4	67	LB1070020
5/10	67	LB1070014	5/10	67	LB1070021
1/8 1-10 Push	20	LB1070043	1/7 1-10 Push	20	LB1070043
2/9 DALI	20	LB1070064	2/9 DALI	20	LB1070064

Alimentatori CNC 50 in corrente costante

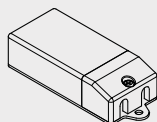


CNC 50 ballasts in constant current

Alimentations CNC 50 en courant constant

350mA			500mA		
N° max fixtures	IP	CODE	N° max fixtures	IP	CODE
1	20	LB1070009	1	20	LB1070016
1/3	20	LB1070011	1/3	20	LB1070018
1/3 Dimmer	20	LB1070012	1/4 Dimmer	20	LB1070019
1/2	67	LB1070013	1/2	67	LB1070020
1/3	67	LB1070014	1/4	67	LB1070021
1/3 1-10 Push	20	LB1070043	1/2 1-10 Push	20	LB1070043
1/3 DALI	20	LB1070064	1/3 DALI	20	LB1070064

Alimentatore CNC in tensione costante 12/24V



CNC ballasts in constant tension 12/24V

Alimentations CNC en tension 12/24V

12V			24V			
N° max	IP	CODE	N° max	IP	CODE	
CNC 25/35			CNC 25/35 CNC 50			
1/6	20	LB1070025	1/6	1/2	20	LB1070029
1/12	20	LB1070026	1/12	1/4	20	LB1070030
1/8	67	LB1070027	1/8	1/2	67	LB1070031
1/15	67	LB1070028	1/15	1/5	67	LB1070032

Cavo H05RN-F 2x0,75



Cavo H05RN-F in Neoprene, sezione 2x0,75. Adatto ad uso esterno.

*Cable type H05RN-F 2x0,75
Cable type H05RN-F in Neoprene,
section 2x0,75. Suitable for outdoor
use.*

*Câble H05RN-F 2x0,75
Câble H05RN-F en Néoprène,
section 2x0,75. Egalement adapté
à l'usage à l'extérieur.*

5 m	15 m
CODE	CODE
LB1070004	LB1070006
10 m	20 m
CODE	CODE
LB1070005	LB1070007



CNC 25-35-50



Versioni colorate disponibili su richiesta.
Coloured versions available on request.
Disponible sur demande versions colorées.





CNC 99

Design
Lombardo design department



LED



outdoor

ACCESSORI

Accessories / Accessoires

Pag. 230



Adatto per installazioni a terra e parete per uso esterno. Fissaggio diretto a terra o mediante armatura da incasso fornita a parte. Prodotto finalizzato all'impiego di sorgenti luminose a LED per luce di accento e segnalazione. Corpo e ghiera in alluminio tornito. Diffusore in PMMA trasparente. Guarnizioni in silicone. 1.5 m di cavo di alimentazione H05RN-F pre-cablato e bloccato tramite pressacavo in Ottone Nichelato. Bulloneria in acciaio inox A4 o AISI 316L. Provvisto di acqua stop integrato che protegge il prodotto dalle infiltrazioni di acqua e umidità.

Nessun rischio fotobiologico, RGO gruppo di rischio esente (EN62471).

LED 4000K (N), 3000K (3) o 2700K (2). Alimentazione 24V alimentatore escluso.

ENG Suitable for ground and wall installation and for outdoor use. Installation directly to the ground or by means of recess box supplied separately. Product designed for LED light sources for accent lighting and making driveways and pathways. Turned aluminium body and retaining ring. Transparent PMMA diffuser. Silicone gaskets. 1.5 m of H05RN-F power cable pre-wired and secured by means of a nickel-plated brass cable gland. A4 or AISI 316L stainless steel nuts and bolts. Product supplied with water-stop device to protect it from water and humidity infiltration.

No photobiological risk, RGO risk group (EN62471).

LED 4000K (N), 3000K (3) or 2700K (2). Ballast 24V power supply not included.

FRA Également adapté pour les installations murales et le plafonds et à l'usage à l'extérieur. Fixation par une boîte d'un d'encastrement fournie à part. Produit finalisé à l'emploi de sources lumineuses LED pour éclairage d'accentuation et de signalisation. Corps et viroles en acier inox type AISI 316L. Corps en aluminium tourné EN-6061 T6. Diffuseur PMMA transparent. Joints en silicone. Câble d'alimentation H05RN-F de 1,5 m pré-câblé et bloqué par un presse-câble en laiton nickelé. Fixation en acier inox type AISI 316L. Dispositif d'arrêt intégré qui protège le produit contre les infiltrations d'eau et d'humidité.

Pas de risque photobiologique, RGO groupe (EN62471)

LED 4000K (N), 3000K (3) et 2700K (2). Alimentation 24V. Alimentation déportée.

CNC 99 CL



CNC 99 C2L



CNC 99 C4L



IP67
Outdoor e
waterproof

CNC 99 C180



CNC 99 C UP



AQUASTOP
Aquistop



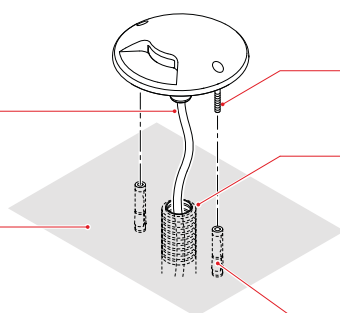
PRE-CABLATO

Prewired
Pré-cablé

Finto incasso. Surface mounted. Faux encastré.

Cavo di alimentazione
Power cable
Câble d'alimentation

Pavimentazione
Floor
Sol



Tasselli M4
Anchor screws M4
Chevilles M4

Tubo corrugato
Corrugated duct
Tube annelé

Fissaggio tramite tasselli
ad espansione ø8 mm
Fixing by means of
anchor screws ø8 mm
Fixation par chevilles
à expansion ø8 mm



Anni di garanzia
sul circuito LED

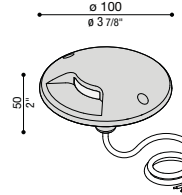
CNC 99

CNC 99 CL



DIFF. TRASP.

POSITION



IP 67 IK 10 20J xx9 CE 500 KG MAX 55° MAX

LED	W	LM	REAL LM	COL.	CODE *	* LED COLOUR
A++	5	450	45		LL137000□	N 4000K
					LL13700W□	3 3000K, lm -5%
					LL13700G□	2 2700K, lm -5%
					LL13700E□	
					LL13700K□	

Versione monoemissione.
Cod. LL137000N/3/2 ghiera in acciaio inox.
Temperatura massima rilevata sulla visiera 55°C.

Unidirectional version.
Cod. LL137000N/3/2 stainless steel retaining ring.
Max. temperature measured on the eyelid 45°C.

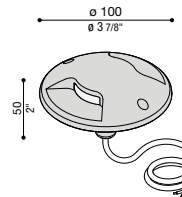
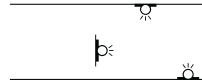
Version unidirectionnelle.
Cod. LL137000N/3/2 collerette en acier inox.
Température relevée sur le casquette 55° C maxi.

CNC 99 C2L



DIFF. TRASP.

POSITION



IP 67 IK 10 20J xx9 CE 500 KG MAX 55° MAX

LED	W	LM	REAL LM	COL.	CODE *	* LED COLOUR
A++	5	450	100		LL137010□	N 4000K
					LL13701W□	3 3000K, lm -5%
					LL13701G□	2 2700K, lm -5%
					LL13701E□	
					LL13701K□	

Versione biemissione.
Cod. LL137010N/3/2 ghiera in acciaio inox.
Temperatura massima rilevata sulla visiera 55°C.

Bidirectional version.
Cod. LL137010N/3/2 stainless steel retaining ring.
Max. temperature measured on the eyelid 45°C.

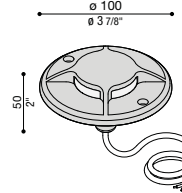
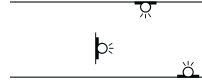
Version bidirectionnelle.
Cod. LL137010N/3/2 collerette en acier inox.
Température relevée sur le casquette 55° C maxi.

CNC 99 C4L



DIFF. TRASP.

POSITION



IP 67 IK 10 20J xx9 CE 500 KG MAX 55° MAX

LED	W	LM	REAL LM	COL.	CODE *	* LED COLOUR
A++	5	450	200		LL137020□	N 4000K
					LL13702W□	3 3000K, lm -5%
					LL13702G□	B Blue
					LL13702E□	
					LL13702K□	

Versione con quattro aperture.
Cod. LL137020N/3/2 ghiera in acciaio inox.
Temperatura massima rilevata sulla visiera 55°C.

Version with four openings.
Cod. LL137020N/3/2 stainless steel retaining ring.
Max. temperature measured on the eyelid 45°C.

Version avec quatre ouvertures.
Cod. LL137020N/3/2 collerette en acier inox.
Température relevée sur le casquette 55° C maxi.



CNC 99 C180

NEW

DIFF. TRASP.

POSITION

IP 67 IK 10 20J xx9 **55°** MAX

LED	W	LM	REAL LM	COL.	CODE *	* LED COLOUR
A++					LL137030□	N 4000K
	5	450	93		LL13703W□	3 3000K, lm -5%
	24V				LL13703G□	2 2700K, lm -5%
					LL13703E□	
					LL13703K□	

Versione a 180°. Cod. LL137030N/3/2 ghiera in acciaio inox. Temperatura massima rilevata sulla visiera 55°C.

180° version. Cod. LL137030N/3/2 stainless steel retaining ring. Max. temperature measured on the eyelid 45°C.

Version 180°. Cod. LL137030N/3/2 collerette en acier inox. Température relevée sur le casquette 55° C maxi.

CNC 99 C UP

NEW

DIFF. POLIGLASS

POSITION

IP 67 IK 10 20J xx9 **45°** MAX

LED	W	LM	REAL LM	COL.	CODE *	* LED COLOUR
A++					LL137040□	N 4000K
	5	450	173		LL13704W□	3 3000K, lm -5%
	24V				LL13704G□	2 2700K, lm -5%
					LL13704E□	
					LL13704K□	

Cod. LL137040N/3/2 ghiera in acciaio inox. Temperatura massima rilevata sul vetro 45°C. Diffusore in policarbonato, effetto poliGLASS.

Cod. LL137040N/3/2 stainless steel retaining ring. Max. temperature measured on the glass 45°C. Polycarbonate diffuser, polyGLASS effect.

Cod. LL137040N/3/2 collerette en acier inox. Température relevée sur le verre 45° C maxi. Diffuseur en polycarbonate, effet polyGLASS.

Finishing

	Inox Lucido Polished stainless steel Inox brillant		Grigio antracite RAL 7021 Grey anthracite RAL 7021 Gris anthracite RAL 7021
	Bianco RAL 9010 White RAL 9010 Blanc RAL 9010		Corten Corten Corten
	Grigio High Tech RAL 9006 Grey High Tech RAL 9006 Gris High Tech RAL 9006		

*** Led colour**

- N 4000K
- 3 3000K, lm -5%
- 2 2700K, lm -5%
- B Blue

Completa il codice sostituendo al quadrato rosso la lettera o il numero corrispondente alla temperatura colore scelta.

Complete the code by replacing the red box with the letter or number corresponding to the selected colour temperature.

Compléter le code en remplaçant le carré rouge par la lettre ou le numéro correspondant à la sélection de température couleur.

Alimentatore escluso
Ballast not included
Sans alimentation

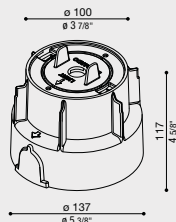


CNC 99

ACCESSORI

Accessories / Accessoires

Armatura da incasso CNC100



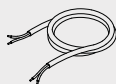
Armatura da incasso in termoplastico.

Thermoplastic recess box
CNC100
Thermoplastic recess box.

Armature à encastrer CNC100
Armature à encastrer en matériau
thermoplastique.

COL.	CODE
	LB1230001

Cavo H05RN-F 2x0,75



Cavo H05RN-F in Neoprene, sezione 2x0,75. Adatto ad uso esterno.

Cable type H05RN-F 2x0,75
Cable type H05RN-F in Neoprene,
section 2x0,75. Suitable for outdoor
use.

Câble H05RN-F 2x0,75
Câble H05RN-F en Néoprène,
section 2x0,75. Egalement adapté
à l'usage à l'extérieur.

5 m

CODE
LB1070004

10 m

CODE
LB1070005

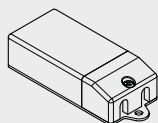
15 m

CODE
LB1070006

20 m

CODE
LB1070007

Alimentatore CNC in tensione costante 24V



CNC ballasts in constant
tension 24V

Alimentations CNC
en tension 24V

N° max	IP	CODE
1/5	20	LB1070029
1/8	20	LB1070030
1/5	67	LB1070031
1/10	67	LB1070032

Morsettiere
Terminal blocks



Scaricatori SPD
Surge protector devices



Pag. 420



Versioni disponibili
Available versions
Versions disponibles



* Versione in acciaio inox - Stainless steel version - Version en acier inox



CNC 99 CL



CNC 99 2CL




CNC 99 4CL

CNC 100

Design
Lombardo design department



LED



indoor



outdoor

ACCESSORI

Accessories / Accessoires

Pag. 236



Adatto per installazioni a pavimento e parete, anche per uso esterno. Idoneo per incassi da terra ad uso carrabile, fissaggio mediante armatura da incasso fornita a parte, ad eccezione del modello CNC 100 C che non necessita di controcassa. Prodotto finalizzato all'impiego di sorgenti luminose a LED per luce di accento e segnalazione. Corpo in alluminio anodizzato e ghiera in acciaio AISI316L. Diffusore in policarbonato. Guarnizioni in silicone. 1.5 m di cavo di alimentazione H05RN-F pre-cablato e bloccato tramite pressacavo in Ottone Nichelato. Bulloneria in acciaio inox A4 o AISI 316L. Tutti i cavi sono provvisti di una speciale guaina che protegge il faretto dalle infiltrazioni di acqua e umidità.

Nessun rischio fotobiologico, RG0 gruppo di rischio esente (EN62471).

CNC 100 L / CNC 100 2L / CNC 100 UP: Apertura e chiusura a scatto senza viti. **LED 4000K (N), 3000K (3) o 2700K (2).**

Alimentazione diretta 220-240V.

CNC 100 C L / CNC 100 C 2L: Versione in corrente costante 700 mA. Utilizzare esclusivamente alimentatori di tipo SELV o equivalenti. **LED 4000K (N), 3000K (3) o 2700K (2). Alimentatore escluso.**

CNC 100 C-UP: LED a tensione di rete. **LED 4000K (N), 3000K (3) o 2700K (2). Alimentazione diretta 220-240V.**

ENG Suitable for installation on floor and walls, also for outdoor use. Ideal for recessed ground application, also for drive-over use. Installation by means of a recess box supplied separately. Except for CNC 100 C, which does not require a recess box. Product designed for LED light sources for accent lighting and marking driveways and pathways. Anodised aluminium body and AISI316L steel retaining ring. Heat polycarbonate diffuser. Silicone gaskets. 1.5 m. pre-wired cable type H05RN-F, secured by means of a nickel-plated brass cable gland. A4 or AISI 316L stainless steel nuts and bolts. All the wiring is supplied with a special sheathing protecting the spot from seepage of water and damp. **No risk of photobiological damage, RG0 group (EN62471).**

CNC 100 L / CNC 100 2L / CNC 100 UP: Snaps open and closed without screws. **LED 4000K (N), 3000K (3) or 2700K (2).**

Integral ballast 220-240V.

CNC 100 C L / CNC 100 C 2L: Version in constant current 700 mA.

Only drivers type SELV or equivalent must be used.

LED 4000K (N), 3000K (3) or 2700K (2). Ballast not included.

CNC 100 C-UP: LED AC Direct.

LED 4000K (N), 3000K (3) or 2700K (2). LED AC Direct.

FRA Également adapté pour les installations au sol et au mur, et à l'usage à l'extérieur. Convient aussi pour une utilisation au sol carrossable, fixation par une boîte d'encastrement fournie à part. Sauf pour le modèle CNC 100 C qui n'a pas besoin de la boîte d'encastrement.

Produit finalisé à l'emploi de sources lumineuses à LED pour éclairage d'accentuation et de signalisation. Corps en aluminium anodisé et bague de fixation en acier AISI316L. Diffuseur en polycarbonate. Joints en silicone. Câble d'alimentation H05RN-F de 1.5m pré-câblé et bloqué par une presse-câble en Laiton Nickelé. Fixation en acier inox type A4 ou AISI 316L. Tous les câbles sont fournis avec une gaine spéciale qui protège le spot des infiltrations d'eau et d'humidité. **Pas de risque photobiologique, RG0 groupe (EN62471).**

CNC 100 L / CNC 100 2L / CNC 100 UP : Ouverture et fermeture à déclic sans vis. **LED 4000K (N), 3000K (3) ou 2700K (2) (blanche chaud).**

Alimentation intégrée 220-240.

CNC 100 CL / CNC 100 C 2L : Version en courant constant 700mA.

Utilisez exclusivement les drivers du type SELV ou équivalent. **LED 4000K (N), 3000K (3), ou 2700K (2) (blanche chaud). Alimentation excluse.**

CNC 100 C-UP : LED Direct AC.

LED 4000K (N), 3000K (3) ou 2700K (2) (blanche chaud). LED Direct AC.



IP68
Outdoor e
waterproof



AQUASTOP
Aquastop



Anni di garanzia
sul circuito LED

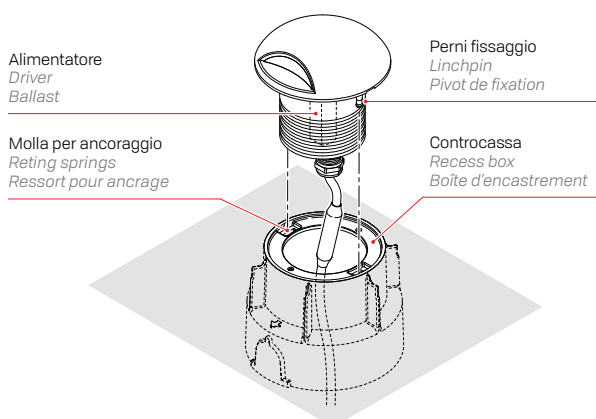


LED a tensione di rete
LED AC Direct
LED Direct AC

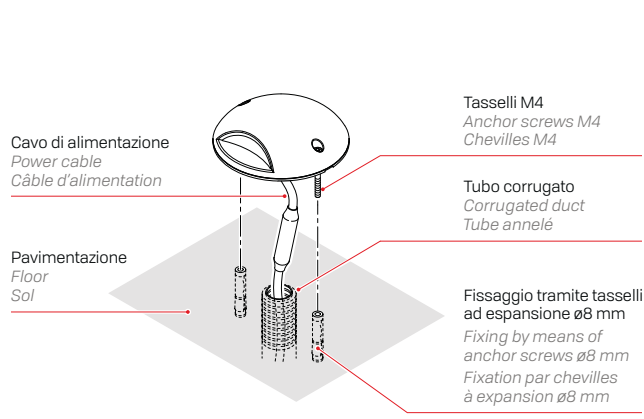


LED posto verticalmente
LED vertically mounted
LED monté verticalment

Incasso. Recessed. À encastrer.



Finto incasso. Surface mounted. Faux encastré.



CNC 100

CNC 100 L			DIFF. SEMITRASP.	POSITION		
IP 68 IK 10 20J xx9 2000 50°						
LED	W	LM	REAL LM	COL.	CODE *	* LED COLOUR
A++					LL123000	N 4000K
	3	215	103		LL123001	3 3000K, lm -5%
			220-240 V		LL123002	2 2700K, lm -5%
					LL123003	
					LL123004	

Versione ghiera top con apertura a 110°. Temperatura massima rilevata sul diffusore 50°C.
Cavo H05RN-F 3x1.

Version with Top retaining ring with 110° opening. Max. temperature measured on the diffuser 50°C.
Cable type H05RN-F 3x1.

Version avec virole Top ouverture à 110°. Température relevée sur le diffuseur 50° C maxi.
Câble H05RN-F 3x1.

CNC 100 2L			DIFF. SEMITRASP.	POSITION		
IP 68 IK 10 20J xx9 2000 50°						
LED	W	LM	REAL LM	COL.	CODE *	* LED COLOUR
A++					LL123005	N 4000K
	5	430	205		LL123006	3 3000K, lm -5%
			220-240 V		LL123007	2 2700K, lm -5%
					LL123008	
					LL123009	

Versione ghiera con 2 aperture da 110°. Temperatura massima rilevata sul diffusore 50°C.
Cavo H05RN-F 3x1.

Version with Top retaining ring with two 110° openings. Max. temperature measured on the diffuser 50°C.
Cable type H05RN-F 3x1.

Version avec virole Top 2 ouvertures à 110°. Température relevée sur le diffuseur 50° C maxi.
Câble H05RN-F 3x1.

CNC 100 UP			DIFF. POLIGLASS	POSITION		
IP 68 IK 10 20J xx9 280 50°						
LED	W	LM	REAL LM	COL.	CODE *	* LED COLOUR
A++					LL123010	N 4000K
	4	400	217		LL123011	3 3000K, lm -5%
			220-240 V		LL123012	2 2700K, lm -5%
					LL123013	
					LL123014	

Emissione luminosa a 120°. Temperatura massima rilevata sul diffusore 50°C. Versione calpestabile.
Cavo H05RN-F 3x1.

Light beam 120°. Max. temperature measured on the diffuser 50°C. Walk-over version.
Cable type H05RN-F 3x1.

Angle de diffusion 120°. Température relevée sur le diffuseur 50° C maxi. Version piétinabile.
Câble H05RN-F 3x1.

Finishing

Acciaio Inox Elettrolucidato
Stainless steel electropolished
 Bianco RAL 9010
Acier inoxydable électropoli
White RAL 9010
Blanc RAL 9010
 Grigio High Tech RAL 9006
Grey High Tech RAL 9006
Gris High Tech RAL 9006

Grigio antracite RAL 7021
Grey anthracite RAL 7021
Gris anthracite RAL 7021
 Corten
Corten
Corten

* Led colour

N 4000K
3 3000K, lm -5%
2 2700K, lm -5%

Completa il codice sostituendo al quadrato rosso la lettera o il numero corrispondente alla temperatura colore scelta.

Complete the code by replacing the red box with the letter or number corresponding to the selected colour temperature.

Compléter le code en remplaçant le carré rouge par la lettre ou le numéro correspondant à la sélection de température couleur.

Alimentazione diretta

Integral ballast
Alimentation intégrée
 220-240 V

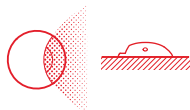
Alimentatore escluso
Ballast not included
Sans alimentation





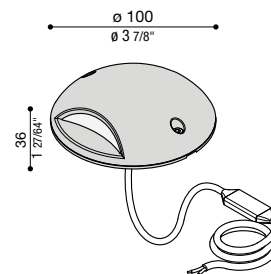
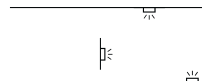
CNC 100 CL

Fino ad esaurimento.
Until our stock lasts.
Jusqu'à épuisement de stock.



DIFF. SEMITRASP.

POSITION



IP 68 IK 10 20J xx9 CE **2000** ^{KG} _{MAX} **50°** ^{°C} _{MAX}

LED	W	LM	REAL LM	COL.	CODE *	* LED COLOUR
A++					LL123015	N 4000K
	3	215	103		LL123016	3 3000K, Im -5%
					LL123017	2 2700K, Im -5%
					LL123018	
					LL123019	

Versione ghiera top con apertura a 110°. Temperatura massima rilevata sul diffusore 50°C. Completo di kit di fissaggio tramite tasselli ad espansione Ø8 mm. Cavo H05RN-F 2x0,75.

Version with Top retaining ring with 110° opening. Max. temperature measured on the diffuser 50°C. Complete with fixing kit by means of anchor screws Ø8 mm. Cable type H05RN-F 2x0,75.

Version avec virole Top ouverture à 110°. Température relevée sur le diffuseur 50° C maxi. Complet de kit de fixation par chevilles à expansion Ø8 mm. Câble H05RN-F 2x0,75.

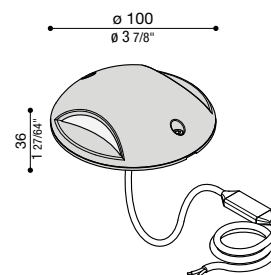
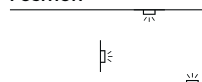
CNC 100 C2L

Fino ad esaurimento.
Until our stock lasts.
Jusqu'à épuisement de stock.



DIFF. SEMITRASP.

POSITION



IP 68 IK 10 20J xx9 CE **2000** ^{KG} _{MAX} **50°** ^{°C} _{MAX}

LED	W	LM	REAL LM	COL.	CODE *	* LED COLOUR
					LL123020	N 4000K
	5	430	205		LL123021	3 3000K, Im -5%
					LL123022	2 2700K, Im -5%
					LL123023	
					LL123024	

Versione ghiera con 2 aperture da 110°. Temperatura massima rilevata sul diffusore 50°C. Completo di kit di fissaggio tramite tasselli ad espansione Ø8 mm. Cavo H05RN-F 2x0,75.

Version with Top retaining ring with two 110° openings. Max. temperature measured on the diffuser 50°C. Complete with fixing kit by means of anchor screws Ø8 mm. Cable type H05RN-F 2x0,75.

Version avec virole Top 2 ouvertures à 110°. Température relevée sur le diffuseur 50° C maxi. Complet de kit de fixation par chevilles à expansion Ø8 mm. Câble H05RN-F 2x0,75.

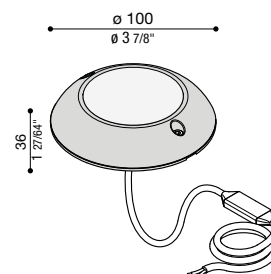
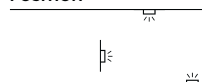
CNC 100 C-UP

Fino ad esaurimento.
Until our stock lasts.
Jusqu'à épuisement de stock.



DIFF. POLIGLASS

POSITION



IP 68 IK 10 20J xx9 CE **280** ^{KG} _{MAX} **50°** ^{°C} _{MAX}

LED	W	LM	REAL LM	COL.	CODE *	* LED COLOUR
A++					LL123025	N 4000K
	4	400	217		LL123026	3 3000K, Im -5%
					LL123027	2 2700K, Im -5%
					LL123028	
					LL123029	

Emissione luminosa a 120°. Temperatura massima rilevata sul diffusore 50°C. Completo di kit di fissaggio tramite tasselli ad espansione Ø8 mm. Versione calpestabile. Cavo H05RN-F 3x1

Light beam 120°. Max. temperature measured on the diffuser 50°C. Complete with fixing kit by means of anchor screws Ø8 mm. Walk-over version. Cable type H05RN-F 3x1

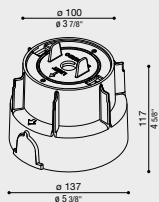
Angle de diffusion 120°. Température relevée sur le diffuseur 50° C maxi. Complet de kit de fixation par chevilles à expansion Ø8 mm. Version piétinable. Câble H05RN-F 3x1

CNC 100

ACCESSORI

Accessories / Accessoires

Armatura da incasso CNC100



Armatura da incasso in termoplastico.

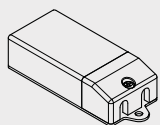
*Thermoplastic recess box
CNC100*

Thermoplastic recess box.

Armature à encastrer CNC100
Armature à encastrer en matériau
thermoplastique.

COL.	CODE
	LB1230001

Alimentatori CNC 100 in corrente costante



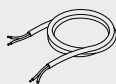
*CNC 100 ballasts
in constant current*

*Alimentations CNC 100
en courant constant*

700mA

N° max	IP	CODE
1	67	LB1070041
1/4	67	LB1070059
1/4 1-10 Push	20	LB1070043
1/6 DALI	20	LB1070064

Cavo H05RN-F 2x0,75



Cavo H05RN-F in Neoprene, sezione 2x0,75. Adatto ad uso esterno.

Cable type H05RN-F 2x0,75
Cable type H05RN-F in Neoprene,
section 2x0,75. Suitable for outdoor
use.

Câble H05RN-F 2x0,75
Câble H05RN-F en Néoprène,
section 2x0,75. Egalement adapté
à l'usage à l'extérieur.

5 m

CODE

LB1070004

10 m

CODE

LB1070005

15 m

CODE

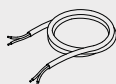
LB1070006

20 m

CODE

LB1070007

Cavo H05RN-F 3x1



Cavo H05RN-F in Neoprene, sezione 3x1. Adatto ad uso esterno.

Cable type H05RN-F 3x1
Cable type H05RN-F in Neoprene,
section 3x1. Suitable for outdoor use.

Câble H05RN-F 3x1
Câble H05RN-F en Néoprène,
section 3x1. Egalement adapté
à l'usage à l'extérieur.

5 m

CODE

LB1070054

10 m

CODE

LB1070055

15 m

CODE

LB1070056

20 m

CODE

LB1070057

Morsettiere
Terminal blocks




Scaricatori SPD
Surge protector devices



Pag. 420





CNC100 UP

CNC 120

Design
Lombardo design department



LED



indoor



outdoor

ACCESSORI

Accessories / Accessoires

Pag. 240



Idoneo per incassi da terra ad uso carrabile.

Idoneo per incassi da terra ad uso calpestabile, fissaggio mediante armatura da incasso fornita a parte. Prodotto finalizzato all'impiego di sorgenti luminose a LED per luce di accento e segnalazione.

Ghiera in acciaio aisi 316L, corpo in alluminio anodizzato EN-6061 T6.

Diffusore in vetro temprato e serigrafato.

Guarnizioni in silicone. 1.5 m di cavo di alimentazione H05RN-F pre-cablato e bloccato tramite pressacavo in Ottone Nichelato.

Bulloneria in acciaio aisi 316L.

Tutti i cavi sono provvisti di una speciale guaina che protegge il faretto dalle infiltrazioni di acqua e umidità.

Versione in tensione costante 12/24V. Versione in corrente costante 700 mA: utilizzare esclusivamente alimentatori di tipo SELV o equivalenti.

LED 4000K (N), 3000K (3) e 2700K (2) Alimentatore escluso. Nessun rischio fotobiologico, RGO gruppo di rischio esente (EN62471).

ENG *Ideal for recessed ground application, also for drive-over use.*

Ideal for recessed ground application, also for walk-over use. Installation by means of a recess box supplied separately. Product designed for LED light sources for accent lighting and marking driveways and pathways.

Retaining ring made of stainless steel AISI 316L, body made of EN-6061T6 anodized aluminum.

Heat tempered and silk - screen printed glass. Silicone gaskets. 1.5m pre-wired cable type H05RN-F, secured by means of a nickel-plated brass cable gland.

AISI 316L stainless steel nuts and bolts.

All the wiring is supplied with a special sheathing protecting the spot from seepage of water and damp.

Version in constant tension 12/24V. Version in constant current 700mA: only drivers type SELV or equivalent must be used.

LED 4000K (N), 3000K (3) or 2700K (2). Ballast not included. No risk of photobiological damage, RGO group (EN62471).

FRA *Convient aussi pour une utilisation au sol carrossable.*

Convient aussi pour une utilisation au sol piétonnable, fixation par une boîte d'encastrement fournie à part.

Produit finalisé à l'emploi de sources lumineuses à LED pour éclairage d'accentuation et de signalisation.

Colerette en acier inox type AISI 316L et corps en aluminium EN-6061T6 anodisé,

Diffuseur en verre trempé et sérigraphié.

Jointes en silicone. Câble d'alimentation H05RN-F de 1.5m et bloqué par un presse-câble en laiton nickelé.


Vis de fixation en acier inox AISI 316L.

Tous les câbles sont fournis avec une gaine spéciale qui protège le spot des infiltrations d'eau et d'humidité.

Version en tension 12/24V. Version en courant constant 700mA: utiliser exclusivement les drivers du type SELV ou équivalent.

LED 4000K (N), 3000K (3), 2700K (2). Alimentation exclus. Pas de risque photobiologique, RGO groupe (EN62471).

CNC 120 T



IP68
Outdoor e
waterproof



AQUASTOP
Aquistop



PRE-CABLATO
Prewired
Pré-cablé



Anni di garanzia
sul circuito LED

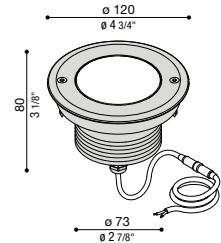
CNC 120

CNC 120 T



DIFF.
TRASP.

POSITION



IP68 IK10 20J xx9 CE 2000 ^{KG} MAX 60° MAX

LED	W	LM	REAL LM	COL.	CODE **	* OPTIC	* LED COLOUR
A++	9	1000	750		LL131000	S Spot-25° M 60° A Asymm. D Diff. B Blade	N 4000K 3 3000K, Im -5% 2 2700K, Im -5%
A++	9	1000	750		LL131100		

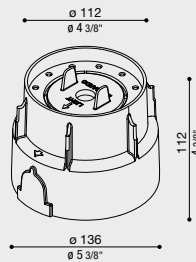
Versione ghiera tonda, possibile scelta di 4 differenti ottiche.
Temperatura massima rilevata sul vetro 60°C.
Versione carrabile.

Version with round retaining ring, choice of 4 different optics.
Max. temperature measured on the glass 60°C.
Drive-over version.

Version avec collerette ronde, choix possible de 4 optiques différentes.
Température relevée sur le verre 60°C maxi.
Version carrossable.



Armatura da incasso CNC120



Armatura da incasso in termoplastico.

Thermoplastic recess box
CNC120
Thermoplastic recess box.

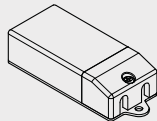
Armature à encastrer CNC120
Armature à encastrer en matériau thermoplastique.

COL. CODE
 LB1310001

ACCESSORI

Accessories / Accessoires

Alimentatori CNC 120 in corrente costante



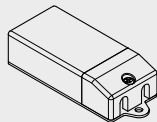
CNC 120 ballasts in constant current

700mA		
N° max	IP	CODE
1/2	20	LB1070060
3/4	20	LB1070061
1/2	67	LB1070059

Alimentations CNC 120 en courant constant

N° max	IP	CODE
1/2 1-10 Push	20	LB1070043
1/3 DALI	20	LB1070064

Alimentatore CNC 120 in tensione costante 12/24V



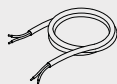
CNC 120 ballasts in constant tension 12/24V

12V		
N° max	IP	CODE
1/2	20	LB1070025
1/3	20	LB1070026
1/2	67	LB1070027
1/4	67	LB1070028

Alimentations CNC 120 en tension 12/24V

N° max	IP	CODE
1/3	20	LB1070029
1/5	20	LB1070030
1/4	67	LB1070031
1/6	67	LB1070032

Cavo H05RN-F 2x0,75



Cavo H05RN-F in Neoprene, sezione 2x0,75. Adatto ad uso esterno.

Cable type H05RN-F 2x0.75
Cable type H05RN-F in Neoprene, section 2x0.75.
Suitable for outdoor use.

Câble H05RN-F 2x0,75
Câble H05RN-F en Néoprène, section 2x0,75.
Egalement adapté à l'usage à l'extérieur.

5 m	10 m	15 m	20 m
CODE	CODE	CODE	CODE
LB1070004	LB1070005	LB1070006	LB1070007

Finishing

Inox Spazzolato
 Brushed grey
 Inox brossé

* **Led colour**
N 4000K
3 3000K, Im -5%
2 2700K, Im -5%



Completa il codice sostituendo al quadrato rosso la lettera o il numero corrispondente alla temperatura colore scelta.

Complete the code by replacing the red box with the letter or number corresponding to the selected colour temperature.

Compléter le code en remplaçant le carré rouge par la lettre ou le numéro correspondant à la sélection de température couleur.

Alimentatore escluso
Ballast not included
Sans alimentation





* **Optic** Completa il codice sostituendo al quadrato grigio la lettera corrispondente al modello di ottica scelta.



Complete the code by replacing the grey box with the letter corresponding to the selected optic model.

Completér le code en remplaçant le carré gris par la lettre correspondante au modèle de lentille choisie.



CNC 120





CNC 150

Design
Lombardo design department



LED



indoor



outdoor



ACCESSORI

Accessories / Accessoires

Pag. 247



Idoneo per incassi da terra ad uso carrabile e calpestabile, fissaggio mediante armatura da incasso fornita a parte. Prodotto finalizzato all'impiego di sorgenti luminose a LED per luce di accento e segnalazione.

Ghiera in acciaio aisi 316L, corpo in alluminio anodizzato EN-6061 T6.

Diffusore in vetro temprato.

0.5 m di cavo di alimentazione H05RN-F pre-cablato e bloccato tramite pressacavo in Ottone Nichelato.

Bulloneria in acciaio aisi 316L.

Provvisto di acqua stop integrato che protegge il prodotto dalle infiltrazioni di acqua e umidità.

Versione in corrente costante 600 mA: utilizzare esclusivamente alimentatori di tipo SELV o equivalenti.

LED 4000K (N), 3000K (3) e 2700K (2) Alimentatore escluso. Nessun rischio fotobiologico, RGO gruppo di rischio esente (EN62471).

ENG *Ideal for recessed ground application, both for drive-over and walk-over use Installation by means of a recess box supplied separately. Product designed for LED light sources for accent lighting and making driveways and pathways.*

Retaining ring made of stainless steel AISI 316L, body made of anodized aluminium EN-6061 T6.

Tempered glass diffuser.

0.5 m of pre-wired cable type H05RN-F, secured by means of a nickel-plated brass cable gland.

316L stainless steel nuts and bolts.

Product supplied with water-stop device to protect it from water and humidity infiltration.

600 mA constant current version: only drivers type SELV or equivalent must be used.

LED 4000K (N), 3000K (3) and 2700K (2). Ballast not included. No photobiological risk, RGO risk group (EN62471).

FRA *Convient pour une installation au sol piétinable, fixation par une boîte d'un d'encastrement fournie à part. Produit finalisé à l'emploi de sources lumineuses LED pour éclairage d'accentuation et de signalisation.*

Bague en acier inoxydable AISI 316L, corps en aluminium anodisé EN-6061 T6.

Diffuseur en verre trempé.

Câble d'alimentation H05RN-F de 0,5 m pré-câblé et bloqué par un presse-câble en laiton nickelé.

Fixation en acier inox type AISI 316L.

Dispositif d'arrêt intégré qui protège le produit contre les infiltrations d'eau et d'humidité.

Version en courant constant 600mA : utilisez uniquement des alimentations SELV ou équivalentes.

LED 4000K (N), 3000K (3) et 2700K (2). Alimentation déportée. Pas de risque photobiologique, RGO groupe (EN62471).

Cnc 150



IP67
Outdoor e
waterproof



AQUASTOP
Aquistop



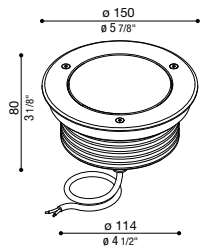







PRE-CABLATO
Prewired
Pré-cablé



Anni di garanzia
sul circuito LED

CNC 150

CNC 150		 		DIFF. TRASP.	POSITION		
IP 67 IK 10 20J xx9    							
LED	W	LM	REAL LM	COL.	CODE **	* OPTIC	* LED COLOUR
A++	20 600 mA	2800	2480		LL136000□□	S 12° M 24° L 32°	N 4000K 3 3000K, Im -5% 2 2700K, Im -5%

Temperatura massima rilevata sul vetro 58°C.

Max. temperature measured on the glass 58°C.

Température relevée sur le verre 58°C maxi.


Disponibile versione 24V.

Available 24V version.




Disponible en version 24V.



Finishing

 Inox Spazzolato
Brushed grey
Inox brossé

* Led colour

-  N 4000K
-  3 3000K, Im -5%
-  2 2700K, Im -5%

Completa il codice sostituendo al quadrato rosso la lettera o il numero corrispondente alla temperatura colore scelta.

Complete the code by replacing the red box with the letter or number corresponding to the selected colour temperature.

Compléter le code en remplaçant le carré rouge par la lettre ou le numéro correspondant à la sélection de température couleur.

Alimentatore escluso

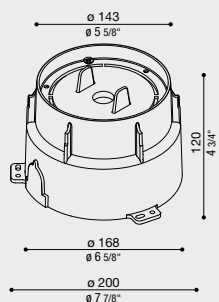
Ballast not included
Sans alimentation





ACCESSORI
Accessories / Accessoires

**Armatura da incasso
CNC 150**



Armatura da incasso in termoplastico.

Thermoplastic recess box.

Armature à encastrer en matériau thermoplastique.

COL.	CODE
	LB1360001

**Cavo H05RN-F
2x0,75**



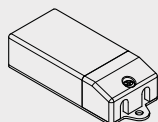
Cavo H05RN-F in Neoprene, sezione 2x0,75. Adatto ad uso esterno.

Cable type H05RN-F 2x0,75
Cable type H05RN-F in Neoprene, section 2x0,75. Suitable for outdoor use.

Câble H05RN-F 2x0,75
Câble H05RN-F en Néoprène, section 2x0,75. Egalement adapté à l'usage à l'extérieur.

5 m	10 m	15 m	20 m
CODE	CODE	CODE	CODE
LB1070004	LB1070005	LB1070006	LB1070007

**Alimentatori
CNC 150**



CNC 150 ballasts
600mA

Alimentations CNC 150

N° max	IP	CODE
1	20	LB1070063
1 DALI	20	LB1070064

Morsettiere
Terminal blocks



Scaricatori SPD
Surge protector devices





LED



indoor



outdoor

ACCESSORI

Accessories / Accessoires

Pag. 252



Idoneo per incassi da terra ad uso carrabile, fissaggio mediante armatura da incasso fornita a parte. Corpo e diffusore in PMMA. Guarnizioni in silicone. Predisposto per singolo ingresso alimentazione. 1m di cavo di alimentazione H05RN-F pre-cablato e bloccato tramite pressacavo in ottone Nichelato. Prodotto provvisto di molle per fissaggio e acqua-stop integrato che protegge dalle infiltrazioni di acqua e umidità.

LED 24V. Nessun rischio fotobiologico, RGO gruppo di rischio esente (EN62471). LED 4000K (N), 3000K (3) o 2700K (2). Alimentatore escluso.


ENG *Ideal for recessed ground application, also for drive-over use. Installation by means of a recess box supplied separately. PMMA body and diffuser. Silicone gaskets. Single cable entry at the back. 1m of H05RN-F power supply cable pre-wired and secured by means of a nickel-plated brass cable gland. Product supplied with fixing springs and water-stop device to protect it from water and humidity infiltration.*

LED 24V. No photobiological risk, RGO risk group (EN62471). LED 4000K (N), 3000K (3) or 2700K (2). Ballast not included.


FRA *Adapté à une installation encastrée dans le sol pour une utilisation sur véhicule, fixation au moyen d'une boîte encastrée fournie séparément. Corps et diffuseur en PMMA. Joints en silicone. Prévu pour une entrée d'alimentation unique. Câble d'alimentation électrique de 1m H05RN-F pré-câblé et verrouillé au moyen d'un presse-étoupe en laiton nickelé. Produit équipé de ressorts de fixation et d'un dispositif d'arrêt de l'eau intégré qui protège contre les infiltrations d'eau et d'humidité.*

LED 24V. Pas de risque photobiologique, groupe de risque RGO exempt (EN62471). LED 4000K (N), 3000K (3) ou 2700K (2). Alimentation électrique exclue.

RNC 270



RNC 520




IP67
Outdoor e
waterproof




AQUASTOP
AquaSTOP

RNC 770



RNC 1020



PRE-CABLATO
Prewired
Pré-cablé



5
Anni di garanzia
sul circuito LED

RNC

RNC 270			DIFF. OPAL.	POSITION		
IP 67 IK 10 20J xx9						
LED	W	LM	REAL LM	COL.	CODE *	* LED COLOUR
A++	3 24V	300	74		LL138000	N 4000K 3 3000K, lm -5% 2 2700K, lm -5%

Temperatura massima rilevata sul vetro 35°C.

Max. temperature measured on the glass 35°C.

Température relevée sur le verre 35° C maxi.

RNC 520			DIFF. OPAL.	POSITION		
IP 67 IK 10 20J xx9						
LED	W	LM	REAL LM	COL.	CODE *	* LED COLOUR
A++	6.5 24V	600	154		LL138001	N 4000K 3 3000K, lm -5% 2 2700K, lm -5%

Temperatura massima rilevata sul vetro 35°C.

Max. temperature measured on the glass 35°C.

Température relevée sur le verre 35° C maxi.

RNC 770			DIFF. OPAL.	POSITION		
IP 67 IK 10 20J xx9						
LED	W	LM	REAL LM	COL.	CODE *	* LED COLOUR
A++	10 24V	900	234		LL138002	N 4000K 3 3000K, lm -5% 2 2700K, lm -5%

Temperatura massima rilevata sul vetro 35°C.

Max. temperature measured on the glass 35°C.

Température relevée sur le verre 35° C maxi.

*** Led colour** **Completa il codice** sostituendo al quadrato rosso la lettera o il numero corrispondente alla temperatura colore scelta.

Complete the code by replacing the red box with the letter or number corresponding to the selected colour temperature.

Compléter le code en remplaçant le carré rouge par la lettre ou le numéro correspondant à la sélection de température couleur.

- N** 4000K
- 3** 3000K, lm -5%
- 2** 2700K, lm -5%

Alimentatore escluso
Ballast not included
Sans alimentation



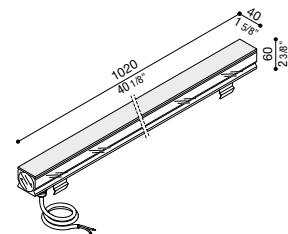


RNC 1020



DIFF. OPAL.

POSITION _____



IP67 IK 10 20J xx9 CE 2000 KG MAX 35°C MAX

LED	W	LM	REAL LM	COL.	CODE *	* LED COLOUR
A++	13	1200	314		LL138003	N 4000K 3 3000K, lm -5% 2 2700K, lm -5%



Temperatura massima rilevata sul vetro 35°C.

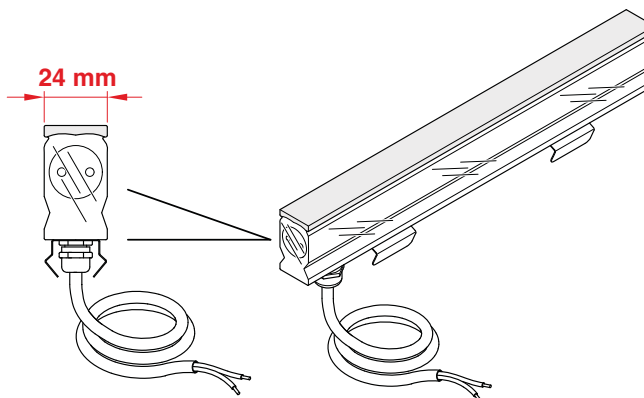
Max. temperature measured on the glass 35°C.

Température relevée sur le verre 35° C maxi.

**VERSIONE SLIM DA 24 MM
PROSSIMAMENTE
DISPONIBILE**

24 MM SLIM VERSION
SOON AVAILABLE

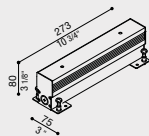
VERSION SLIM 24 MM
PROCHAINEMENT DISPONIBLE



ACCESSORI

Accessories / Accessoires

Armatura da incasso RNC 270



Armatura da incasso in alluminio.

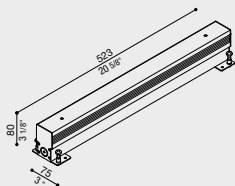
Aluminium recessed box.

Armature à encastrer en aluminium.

COL. CODE

LB1380001

Armatura da incasso RNC 520



Armatura da incasso in alluminio.

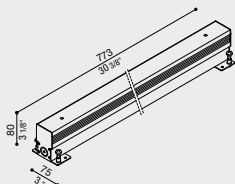
Aluminium recessed box.

Armature à encastrer en aluminium.

COL. CODE

LB1380002

Armatura da incasso RNC 770



Armatura da incasso in alluminio.

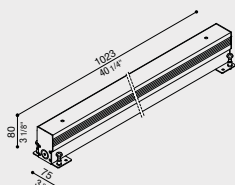
Aluminium recessed box.

Armature à encastrer en aluminium.

COL. CODE

LB1380003

Armatura da incasso RNC 1020



Armatura da incasso in alluminio.

Aluminium recessed box.

Armature à encastrer en aluminium.

COL. CODE

LB1380004

Chiavi di rimozione RNC



Chiavi per rimozione apparecchio.

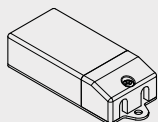
Keys for device removal.

Clés pour retirer l'appareil.

COL. CODE

LB1380000

Alimentatore RNC in tensione costante 24V



RNC ballasts in constant tension 24V

Alimentations RNC en tension 24V

RNC 270

N° max	IP	CODE
1/8	20	LB1070029
1/12	20	LB1070030
1/8	67	LB1070031
1/16	67	LB1070032

RNC 520

N° max	IP	CODE
1/4	20	LB1070029
1/7	20	LB1070030
1/4	67	LB1070031
1/8	67	LB1070032

RNC 770

N° max	IP	CODE
1/2	20	LB1070029
1/4	20	LB1070030
1/2	67	LB1070031
1/5	67	LB1070032

RNC1020

N° max	IP	CODE
1/2	20	LB1070030
1/4	67	LB1070032




Rimozione RNC con apposite chiavi (non incluse).

Remove RNC with special keys (not included).

Enlèvement du RNC avec des clés spéciales (non incluses).



RNC







LED



outdoor



Apparecchio lineare da esterni per installazione a soffitto e parete.

Riflettore interno in alluminio estruso, tappi laterali in alluminio anodizzato, diffusore in PMMA opale e corpo in PMMA trasparente. Predisposto per singolo ingresso alimentazione. Apparecchio inaccessibile fornito con 1m di cavo H05RN-F precablato. Acqua-stop integrato che protegge il prodotto dalle infiltrazioni di acqua e umidità.

LED 24V. Nessun rischio fotobiologico, RGO gruppo di rischio esente (EN62471). LED 4000K (N), 3000K (3) o 2700K (2). Alimentatore escluso.

ENG Outdoor linear fixture suitable for ceiling and wall installation. Extruded aluminium inner reflector, anodized aluminium side caps, opal PMMA diffuser and transparent PMMA body. Single cable entry at the back. Inaccessible device supplied with 1m of pre-wired H05RN-F cable. Water-stop device included to protect the product from water and humidity infiltration.

LED 24V. No photobiological risk, RGO risk group (EN62471). LED 4000K (N), 3000K (3) or 2700K (2). Ballast not included.

FRA Dispositif linéaire pour l'extérieur, à installer au plafond et au mur. Réflecteur intérieur en aluminium extrudé, couvercles latérales en aluminium anodisé, diffuseur en PMMA opale et corps en PMMA transparent. Prêdisposé pour une seule entrée d'alimentation électrique. Luminaire inaccessible fourni avec 1m de câble d'alimentation H05RN-F pré-câblé. Dispositif d'arrêt intégré qui protège le produit contre les infiltrations d'eau et d'humidité.

LED 24V. Pas de risque photobiologique, groupe de risque RGO exempt (EN62471). LED 4000K (N), 3000K (3) ou 2700K (2). Alimentation électrique exclue.


TNC 305



TNC 555



TNC 1055



IP67
Outdoor e
waterproof



AQUASTOP
Aquastop



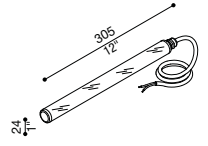




PRE-CABLATO
Prewired
Pré-cablé



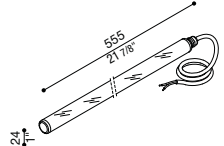




**Anni di garanzia
sul circuito LED**



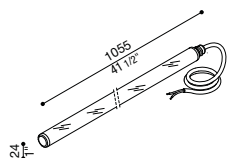


TNC

TNC 305			DIFF. TRASP.	POSITION 			
IP 67 IK 09 10J xx7 CE							
LED	W	LM	REAL LM	COL.	CODE *	* LED COLOUR	
A++	5	550	366			LL139100□	<ul style="list-style-type: none"> N 4000K 3 3000K, lm -5% 2 2700K, lm -5%



TNC 555			DIFF. TRASP.	POSITION 			
IP 67 IK 09 10J xx7 CE							
LED	W	LM	REAL LM	COL.	CODE *	* LED COLOUR	
A++	10	1100	666			LL139200□	<ul style="list-style-type: none"> N 4000K 3 3000K, lm -5% 2 2700K, lm -5%



TNC 1055			DIFF. TRASP.	POSITION 			
IP 67 IK 09 10J xx7 CE							
LED	W	LM	REAL LM	COL.	CODE *	* LED COLOUR	
A++	20	2200	1266			LL139300□	<ul style="list-style-type: none"> N 4000K 3 3000K, lm -5% 2 2700K, lm -5%



*** Led colour**

- N 4000K
- 3 3000K, lm -5%
- 2 2700K, lm -5%

Completa il codice sostituendo al quadrato rosso la lettera o il numero corrispondente alla temperatura colore scelta.

Complete the code by replacing the red box with the letter or number corresponding to the selected colour temperature.

Compléter le code en remplaçant le carré rouge par la lettre ou le numéro correspondant à la sélection de température couleur.

Alimentatore escluso

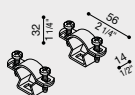
Ballast not included
Sans alimentation





ACCESSORI
Accessories / Accessoires

Clip di fissaggio TNC

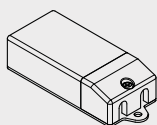


TNC fixing clips

Clips de fixation TNC.

COL.	CODE
	LB1390001

Alimentatore TNC in tensione costante 24V



TNC ballasts in constant tension 24V

Alimentations TNC en tension 24V

TNC 305

N° max	IP	CODE
1/5	20	LB1070029
1/8	20	LB1070030
1/5	67	LB1070031
1/10	67	LB1070032

TNC 555

N° max	IP	CODE
1/2	20	LB1070029
1/4	20	LB1070030
1/2	67	LB1070031
1/5	67	LB1070032

TNC 1055

N° max	IP	CODE
1/2	20	LB1070030
1/2	67	LB1070032





TNC



Montaggio TNC con apposite clip (non incluse).

TNC mounting with fixing clips (not included).

Fixation du TNC avec des clips appropriés (non inclus).





Koi

Design
Giancarlo Alci



LED



indoor



outdoor

ACCESSORI

Accessories / Accessoires

Pag. 264



Adatto anche ad uso esterno. Driver 220-240V integrato e Led di ultima generazione.
 Corpo e tappo in alluminio primario pressofuso EN-AB46100; elevata resistenza all'ossidazione grazie al trattamento di passivazione a base di zirconio e alla verniciatura con resine poliestere stabilizzata ai raggi UV.
 Diffusore in vetro temprato effetto satinato. Guarnizione in silicone. Sistema di chiusura tramite viti imperdibili a scomparsa, con cava esagonale. Bulloneria in acciaio A4 o AISI 316L. Predisposto per doppio ingresso alimentazione.
LED 4000K (N), 3000K (3) o 2700K (2). Alimentazione diretta 220-240V.
Nessun rischio fotobiologico, RGO gruppo di rischio esente (EN62471).

ENG Suitable for indoor and outdoor use.
 Integrated driver 220-240V and the latest generation of Led.
 Body and cover made of EN-AB46100 die-cast aluminium primary alloy; highly resistant to oxidization thanks to the zirconium-based passivation treatment and UV stabilized polyester resin coating.
 Tempered glass diffuser with frosted effect.
 Silicone gaskets.
 Closing system by means of retractable captive hex screws. A4 or AISI 316L stainless steel nuts and bolts. Double cable entry at the back.
LED 4000K (N), 3000K (3) or 2700K (2). Integral ballast 220-240V. No risk of photobiological damage, RGO group (EN62471).

FRA Également adapté à l'usage à l'extérieur.
 Alimentation intégrée 220 - 240V et Led de dernière génération.
 Corps et couverture en aluminium primaire injecté EN-AB46100; haute résistance à l'oxydation grâce au traitement de passivation à base de zirconium et laquage poudre à base de résines polyesters, fixées au rayon UV. Diffuseur en verre trempé effet satiné. Joints en silicone. Visserie en acier inox type A4 ou AISI 316L. Fermeture vis sans tête à six pans creux.
 Possibilité alimentation double entrée.
LED 4000K (N), 3000K (3) ou 2700K (2) (blanche chaud). Alimentation intégrée 220-240. Pas de risque photobiologique, RGO groupe (EN62471).

Koi 110



Koi 120



IP66
 Outdoor e
 waterproof



220-240 V
 Alimentazione
 diretta

*Integral ballast
 Alimentation intégrée*

Koi 220



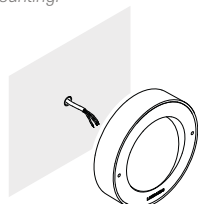
**Installazione
 rapida**

*Quick installation
 Rapide installation*

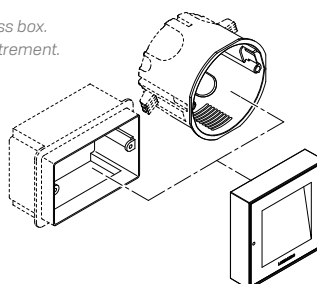


**Anni di garanzia
 sul circuito LED**

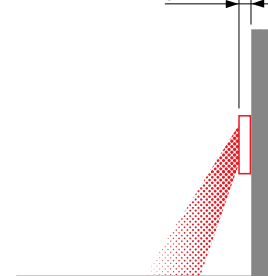
Direttamente a parete.
 Surface mounting.
 En saillie.



Con scatolette standard.
 Surface mounting on recess box.
 En saillie sur boîte d'encastrement.



32 mm

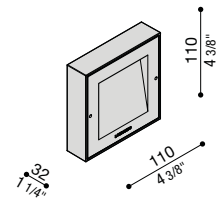


Koi

Koi 110

IP 66 IK 10 20J xx9 CE

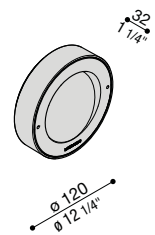
LED	W	LM	REAL LM	COL.	CODE *	* LED COLOUR
A++					LL121000□	N 4000K
	6	750	375	☉ 220-240 V	LL121001□	3 3000K, Im -5%
					LL121002□	2 2700K, Im -5%
					LL121003□	



Koi 120

IP 66 IK 10 20J xx9 CE

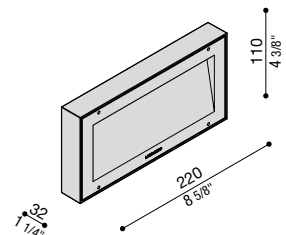
LED	W	LM	REAL LM	COL.	CODE *	* LED COLOUR
A++					LL121004□	N 4000K
	6	750	375	☉ 220-240 V	LL121005□	3 3000K, Im -5%
					LL121006□	2 2700K, Im -5%
					LL121007□	



Koi 220

IP 66 IK 10 20J xx9 CE

LED	W	LM	REAL LM	COL.	CODE *	* LED COLOUR
A++					LL121008□	N 4000K
	9	1300	650	☉ 220-240 V	LL121009□	3 3000K, Im -5%
					LL121010□	2 2700K, Im -5%
					LL121011□	



Finishing

	Bianco RAL 9010 White RAL 9010 Blanc RAL 9010		Grigio antracite RAL 7021 Grey anthracite RAL 7021 Gris anthracite RAL 7021
	Grigio High Tech RAL 9006 Grey High Tech RAL 9006 Gris High Tech RAL 9006		Corten Corten Corten

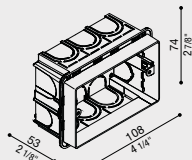
*** Led colour** **Completa il codice** sostituendo al quadrato rosso la lettera o il numero corrispondente alla temperatura colore scelta.

Complete the code by replacing the red box with the letter or number corresponding to the selected colour temperature.

Compléter le code en remplaçant le carré rouge par la lettre ou le numéro correspondant à la sélection de température couleur.

Alimentazione diretta
Integral ballast
Alimentation intégrée
☉ 220-240 V

Scatola Incasso Standard 503



Recess Box 503
Armature à encastrer standard 503

COL.	CODE
	LB11660

ACCESSORI

Accessories / Accessoires



Colori disponibili.
 Available colours.
 Couleurs disponibles.



Koi 220

Koi



Koi 220



Koi 120



Koi 110



Koi 120



Koi 220

Koi Post

Design
Giancarlo Piretti



LED



outdoor



Adatto anche ad uso esterno.

Driver 220-240V integrato e Led di ultima generazione.

Corpo e tappo in alluminio pressofuso; elevata resistenza all'ossidazione grazie al trattamento di passivazione a base di zirconio e alla verniciatura con resine poliestere stabilizzata ai raggi UV.

Diffusore in vetro temprato effetto satinato.

Guarnizione in silicone. Sistema di chiusura tramite viti imperdibili a scomparsa, con cava esagonale.

Bulloneria in acciaio A4 o AISI 316L. Predisposto per doppio ingresso alimentazione.

Palo da giardino. Corpo realizzato in metallo zincato a freddo, elevata resistenza all'ossidazione grazie al trattamento di cataforesi e alla verniciatura con resine poliestere stabilizzata ai raggi UV. Bulloneria in acciaio inox A4. Idoneo per installazione a terra. Trattamento di cataforesi.

LED 4000K (N), 3000K (3) o 2700K (2). Alimentazione diretta 220-240V.

Nessun rischio fotobiologico, RGO gruppo di rischio esente (EN62471).

ENG Suitable for indoor and outdoor use.

Integrated driver 220-240V and the latest generation of Led.

Body and cover made of die-cast aluminium primary alloy; highly resistant to oxidization thanks to the zirconium-based passivation treatment and UV stabilized polyester resin coating.

Tempered glass diffuser with frosted effect.

Silicone gaskets.

A4 or AISI 316L stainless steel nuts and bolts.

Closing system by means of retractable captive hex screws. Double cable entry at the back.

Post for garden use. Made of cold galvanized metal, highly resistant to oxidization due to cataphoresis treatment and UV stabilized polyester resin coating. A4 stainless steel nuts and bolts. Suitable for outdoor use and ground application.

LED 4000K (N), 3000K (3) or 2700K (2). Integral ballast 220-240V.

No risk of photobiological damage, RGO group (EN62471).

FRA Également adapté à l'usage à l'extérieur.

Alimentation intégrée 220 - 240V et Led de dernière génération.

Corps et couverture en aluminium primaire injecté; haute résistance à l'oxydation grâce au traitement de passivation à base de zirconium et laquage poudre à base de résines polyesters, fixées au rayon UV.

Diffuseur en verre trempé effet satiné.

Jointes en silicone.

Visserie en acier inox type A4 ou AISI 316L.

Fermeture vis sans tête à six pans creux. Possibilité alimentation double entrée. Poteau de jardin. Corps réalisé en métal zingué à froid, haute résistance à l'oxydation grâce au traitement de cataphorèse et laquage poudre à base de résines polyesters, fixées aux rayons UV. Boulonnerie en acier inox A4. Convient pour une utilisation au sol.

LED 4000K (N), 3000K (3) ou 2700K (2) (blanche chaud).

Alimentation intégrée 220-240. Pas de risque photobiologique, RGO groupe (EN62471).

Koi 110 Post H400



Koi 110 Post H600



IP66
Outdoor e
waterproof



220-240 V
Alimentazione
diretta

Integral ballast
Alimentation intégrée

Koi 220 Post H600



CATAFORESI
Cataphoresis
Cataphorèse



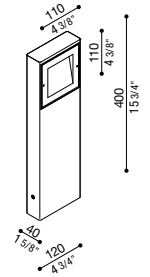
5
Anni di garanzia
sul circuito LED

Koi Post

Koi 110 Post H400

DIFF. VETRO

POSITION



IP 66 IK 10 20J xx9 CE

LED	W	LM	REAL LM	COL.	CODE *	* LED COLOUR
A++					LL121016□	N 4000K
	6	750	375	⊕ 220-240 V	LL121017□	3 3000K, lm -5%
					LL121018□	2 2700K, lm -5%
					LL121019□	

Composto da Koi 110 + Palo H 400 mm

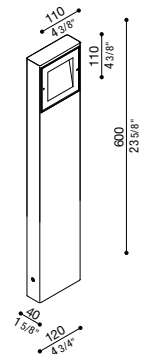
Consisting of Koi 110 + Post H 400 mm.

Composé de Koi 110 + Poteau 400 mm.

Koi 110 Post H600

DIFF. VETRO

POSITION



IP 66 IK 10 20J xx9 CE

LED	W	LM	REAL LM	COL.	CODE *	* LED COLOUR
A++					LL121012□	N 4000K
	6	750	375	⊕ 220-240 V	LL121013□	3 3000K, lm -5%
					LL121014□	2 2700K, lm -5%
					LL121015□	

Composto da Koi 110 + Palo H 600 mm.

Consisting of Koi 110 + Post H 600 mm.

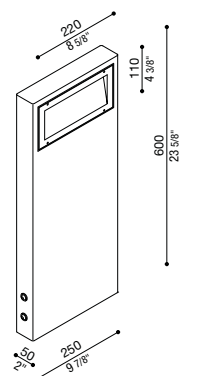
Composé de Koi 110 + Poteau 600 mm.

Koi 220 Post H600

NEW

DIFF. VETRO

POSITION



IP 66 IK 10 20J xx9 CE





LED	W	LM	REAL LM	COL.	CODE *	* LED COLOUR
A++					LL121030□	N 4000K
	9	1300	650	⊕ 220-240 V	LL121031□	3 3000K, lm -5%
					LL121032□	2 2700K, lm -5%
					LL121033□	

Composto da Koi 220 + Palo H 600 mm.

Consisting of Koi 220 + Post H 600 mm.

Composé de Koi 220 + Poteau 600 mm.

Finishing

	Bianco RAL 9010 White RAL 9010 Blanc RAL 9010		Grigio antracite RAL 7021 Grey anthracite RAL 7021 Gris anthracite RAL 7021
	Grigio High Tech RAL 9006 Grey High Tech RAL 9006 Gris High Tech RAL 9006		Corten Corten Corten

* Led colour

- N 4000K
- 3 3000K, lm -5%
- 2 2700K, lm -5%

Completa il codice sostituendo al quadrato rosso la lettera o il numero corrispondente alla temperatura colore scelta.

Complete the code by replacing the red box with the letter or number corresponding to the selected colour temperature.

Compléter le code en remplaçant le carré rouge par la lettre ou le numéro correspondant à la sélection de température couleur.

Alimentazione diretta

Integral ballast
Alimentation intégrée

✓ 220-240 V



Koi 110 post H400



Koi 110 post H400

Trend

220

Trend 220



Trend Up&Down 220



110

Trend 110



Trend Up&Down 110



Trend Up&Down 110 Blade



Trend Top 110



125

Trend flat 125



Trend flat Up&Down 125



200

Trend flat 200



Trend flat Up&Down 200





60

Trend 60



Trend 60 Blade



Trend U&D 60



Trend U&D 60 Blade



Trend U&D 60 Doppio Blade



**60
Post**

Trend 60 Post H600



Trend 60 Post H800



Trend

Design
Lombardo design department



LED



indoor



outdoor

ACCESSORI

Accessories / Accessoires

Pag. 280



Adatto anche ad uso esterno.

Corpo, anelli e tappo in alluminio pressofuso; elevata resistenza all'ossidazione grazie al trattamento di passivazione a base di zirconio e alla verniciatura con resine poliesteri stabilizzata ai raggi UV. Diffusore in policarbonato tripla stabilizzazione UV. Guarnizioni in silicone. Riflettore in alluminio tipo L2-1060. Bulloneria in acciaio inox A4. Sistema di chiusura tramite viti imperdibili a scomparsa, con cava esagonale ch. 2,5.

LED 4000K (N) o 3000K (3). Alimentazione diretta 220-240V.

Nessun rischio fotobiologico, RGO gruppo di rischio esente (EN62471).

ENG Suitable for indoor and outdoor use.

Die-cast aluminium body, rings and cap; highly resistant to oxidization thanks to the zirconium-based passivation treatment and UV stabilized polyester resin coating. Polycarbonate diffuser with triple UV stabilisation. Silicone gaskets. Reflector made of aluminium type L2-1060. A4 stainless steel nuts and bolts.

Closing system by means of retractable captive hex screws size 2,5 mm.

LED 4000K (N) or 3000K (3). Integral ballast 220-240V.

No risk of photobiological damage, RGO group (EN62471).

FRA Également adapté à l'usage à l'extérieur.

Corps, anneaux et bouchon en aluminium injecté; haute résistance à l'oxydation, grâce à un traitement de passivation à base de zirconium et laquage poudre à base de résines polyesters, fixées aux rayons UV.

Diffuseur en polycarbonate à triple stabilisation UV. Joints en silicone.

Réflecteur en aluminium type L2-1060. Fixation en acier inox type A4.

Fermeture vis sans tête à six pans creux ch. 2,5.

LED 4000K (N) ou 3000K (3) (blanche chaud). Alimentation intégrée 220-240.

Pas de risque photobiologique, RGO groupe (EN62471).

Trend 220



Trend Up&Down 220



IP66
Outdoor e
waterproof



Anni di garanzia
sul circuito LED

Trend 110




Trend Up&Down 110



Trend Up&Down 110 Blade



Trend Top 110



Trend flat 125



Trend flat Up&Down 125



Trend flat 200



Trend flat Up&Down 200



Trend

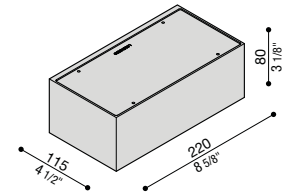
Trend 220



DIFF. POLIGLASS

DIFF. TRASP.

POSITION



IP 66 IK 10 20J xx9 CE

LED	W	LM	REAL LM	COL.	CODE **	CODE **	* OPTIC	* LED COLOUR					
A++	15	1900	1170 - 1875			220-240 V							
									LL4911□	LL4941□			
									LL491G□	LL494G□			
									LL491E□	LL494E□			
A++	18	2450	1470 - 2250			220-240 V							
									LL491K□	LL494K□			
									LL490000□	LL490004□			
									LL490001□	LL490005□			
A++	8	860	743			220-240 V							
									LL490002□	LL490006□			
									LL490003□	LL490007□			
									LL4931□□	LL493G□□			
LAMP	ATT.	LAMP MAX	CFL										
									A	E27	1x20	LB49121	LB49421
												LB4912G	LB4942G
												LB4912E	LB4942E
LB4912K	LB4942K												

Versione Monoemissione.
Lampade dim. max: E27 128 mm Ø 48 mm

Unidirectional version.
Lamp max. dim.: E27 128 mm Ø 48 mm.

Version unidirectionnelle.
Lampes dim. max: E27 128 mm Ø 48 mm.

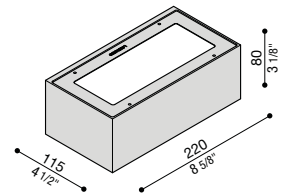
Trend Up&Down 220



DIFF. POLIGLASS

DIFF. TRASP.

POSITION



IP 66 IK 10 20J xx9 CE

LED	W	LM	REAL LM	COL.	CODE **	CODE **	* OPTIC	* LED COLOUR					
A++	15	2200	1260 - 2060			220-240 V							
									LL4921□	LL4951□			
									LL492G□	LL495G□			
									LL492E□	LL495E□			
A++	24	3600	2160 - 3310			220-240 V							
									LL492K□	LL495K□			
									LL490008□	LL490012□			
									LL490009□	LL490013□			
A++	11	1400	1078			220-240 V							
									LL490010□	LL490014□			
									LL490011□	LL490015□			
									LL4961□□	LL496G□□			
LAMP	ATT.	LAMP MAX	CFL										
									A	E27	1x20	LB49221	LB49521
												LB4922G	LB4952G
												LB4922E	LB4952E
LB4922K	LB4952K												

Versione Biemissione.
Lampade dim. max: E27 128 mm Ø 48 mm.

Bidirectional version.
Lamp max. dim.: E27 128 mm Ø 48 mm.

Version bidirectionnelle.
Lampes dim. max: E27 128 mm Ø 48 mm.

Finishing

	Bianco RAL 9010 White RAL 9010 Blanc RAL 9010		Grigio antracite RAL 7021 Grey anthracite RAL 7021 Gris anthracite RAL 7021
	Grigio High Tech RAL 9006 Grey High Tech RAL 9006 Gris High Tech RAL 9006		Corten Corten Corten

Alimentazione diretta

Integral ballast
Alimentation intégrée

220-240 V



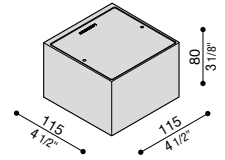
Trend 110



DIFF. POLIGLASS

DIFF. TRASP.

POSITION



IP 66 IK 10 20J xx9 CE

LED	W	LM	REAL LM	COL.	CODE **	CODE **	* OPTIC	* LED COLOUR
A++	4	402	209 - 247	☉ 220-240 V	LL108000□	LL108004□	S 17° M 24° L 36°	N 4000K 3 3000K, lm -5%
					LL108001□	LL108005□		
					LL108003□	LL108007□		
					LL108002□	LL108006□		
A++	7	752	308 - 526	☉ 220-240 V	LL108065□	LL108069□		
					LL108066□	LL108070□		
					LL108067□	LL108071□		
					LL108068□	LL108072□		
A++	7	752	571	☉ 220-240 V		LL108073□□		
						LL108074□□		
						LL108075□□		
						LL108076□□		

Versione Monoemissione.

Unidirectional version.

Version unidirectionnelle.

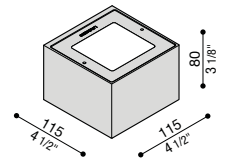
Trend Up&Down 110



DIFF. POLIGLASS

DIFF. TRASP.

POSITION



IP 66 IK 10 20J xx9 CE

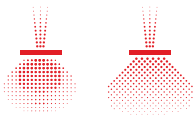
LED	W	LM	REAL LM	COL.	CODE **	CODE **	* OPTIC	* LED COLOUR
A++	7	752	418 - 496	☉ 220-240 V	LL108008□	LL108012□	S 17° M 24° L 36°	N 4000K 3 3000K, lm -5%
					LL108009□	LL108013□		
					LL108011□	LL108015□		
					LL108010□	LL108014□		
A++	7	752	665	☉ 220-240 V		LL108020□□		
						LL108021□□		
						LL108023□□		
						LL108022□□		

Versione biemissione.

Bidirectional version.

Version bidirectionnelle.

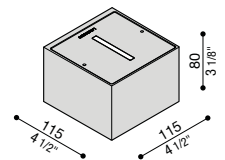
Trend Up&Down 110 Blade



DIFF. POLIGLASS

DIFF. TRASP.

POSITION



IP 66 IK 10 20J xx9 CE

LED	W	LM	REAL LM	COL.	CODE *	CODE *	* LED COLOUR
A++	7	752	208 - 310	☉ 220-240 V	LL108062□	LL108024□	N 4000K 3 3000K, lm -5%
					LL108061□	LL108025□	
					LL108063□	LL108027□	
					LL108064□	LL108026□	


Versione biemissione, idoneo per effetti luminosi diversificati.

Bidirectional version, suitable for different lighting effects.

Version bidirectionnelle, adapté pour différents effets d'éclairage.

Trend

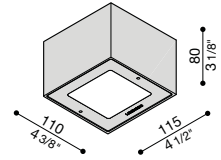
Trend Top 110



DIFF.
POLIGLASS

DIFF.
TRASP.

POSITION



IP 66 IK 10 20J xx9 CE

LED	W	LM	REAL LM	COL.	CODE * *	CODE * *	* OPTIC	* LED COLOUR		
A++	4	402	209 - 247			220-240 V				
									LL108032	LL108036
									LL108033	LL108037
									LL108034	LL108038
A++	7	752	308 - 526			220-240 V				
									LL108035	LL108039
									LL108049	LL108053
									LL108050	LL108054
A++	7	752	571			220-240 V				
									LL108051	LL108055
									LL108052	LL108056
									LL108057	LL108058
								LL108059		
								LL108060		

Versione per installazione a soffitto.

Ceiling application.

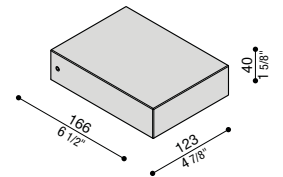
Installation au plafond.

Trend flat 125



DIFF.
TRASP.

POSITION



IP 55 IK 10 20J xx9 CE

LED	W	LM	REAL LM	COL.	CODE *	* LED COLOUR			
A++	11	1400	1330			220-240 V			
									LL112000
									LL112001
									LL112003
								LL112002	

Diffusore in policarbonato trasparente con prismatura ottica, realizzato per migliorare la resa luminosa dell'apparecchio e ridurre l'abbagliamento diretto della sorgente LED. Versione Monoemissione.

Diffuser made of transparent polycarbonate with prismatic optic, design to improve the fitting's light yield and reduce the direct glare of the LED source. Unidirectional version.

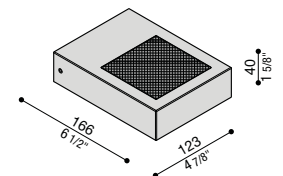
Diffuseur en polycarbonate transparent avec optique prismatique réalisée pour améliorer la sortie de lumière de l'appareil et réduire l'éblouissement direct de la source LED. Version unidirectionnelle.

Trend flat Up&Down 125



DIFF.
TRASP.

POSITION



IP 55 IK 10 20J xx9 CE

LED	W	LM	REAL LM	COL.	CODE *	* LED COLOUR			
A++	11	1550	1470			220-240 V			
									LL112004
									LL112005
									LL112007
								LL112006	

Diffusore in policarbonato trasparente con prismatura ottica, realizzato per migliorare la resa luminosa dell'apparecchio e ridurre l'abbagliamento diretto della sorgente LED. Versione Biemissione.

Diffuser made of transparent polycarbonate with prismatic optic, design to improve the fitting's light yield and reduce the direct glare of the LED source. Bidirectional version.

Diffuseur en polycarbonate transparent avec optique prismatique réalisée pour améliorer la sortie de lumière de l'appareil et réduire l'éblouissement direct de la source LED. Version bidirectionnelle.

*** Led colour** **Completa il codice** **Complete the code** **Compléter le code**
 sostituendo al quadrato rosso la lettera o il numero corrispondente alla temperatura colore scelta.
 sostituendo al quadrato rosso la lettera o il numero corrispondente alla temperatura scelta.
 en remplaçant le carré rouge par la lettre ou le numéro correspondant à la sélection de température.
 en remplaçant le carré rouge par la lettre ou le numéro correspondant à la sélection de couleur.

4000K
 3000K, lm -5%

*** Optic** **Completa il codice** **Complete the code** **Compléter le code**
 sostituendo al quadrato grigio la lettera corrispondente al modello di ottica scelta.
 sostituendo al quadrato grigio la lettera corrispondente al modello di ottica scelta.
 Complete the code by replacing the grey box with the letter corresponding to the selected optic model.
 remplaçant le carré gris par la lettre correspondant au modèle de lentille choisie.

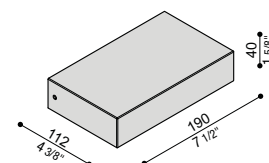


Trend flat 200



DIFF. TRASP.

POSITION



IP55 IK 10 20J xx9 CE

LED	W	LM	REAL LM	COL.	CODE *	* LED COLOUR
A++					LL112008□	N 4000K
	11	1400	1330		LL112009□	3 3000K, lm -5%
					LL112011□	
					LL112010□	



Diffusore in policarbonato trasparente con prismaticatura ottica, realizzato per migliorare la resa luminosa dell'apparecchio e ridurre l'abbagliamento diretto della sorgente LED. Versione Monoemissione.

Diffuser made of transparent polycarbonate with prismatic optic, design to improve the fitting's light yield and reduce the direct glare of the LED source. Unidirectional version.

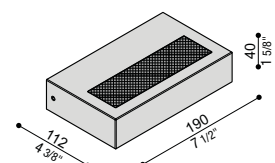
Diffuseur en polycarbonate transparent avec optique prismaticque réalisée pour améliorer la sortie de lumière de l'appareil et réduire l'éblouissement direct de la source LED. Version unidirectionnelle.

Trend flat Up&Down 200



DIFF. TRASP.

POSITION



IP55 IK 10 20J xx9 CE

LED	W	LM	REAL LM	COL.	CODE *	* LED COLOUR
A++					LL112012□	N 4000K
	11	1550	1470		LL112013□	3 3000K, lm -5%
					LL112015□	
					LL112014□	



Diffusore in policarbonato trasparente con prismaticatura ottica, realizzato per migliorare la resa luminosa dell'apparecchio e ridurre l'abbagliamento diretto della sorgente LED. Versione Biemissione.

Diffuser made of transparent polycarbonate with prismatic optic, design to improve the fitting's light yield and reduce the direct glare of the LED source. Bidirectional version.

Diffuseur en polycarbonate transparent avec optique prismaticque réalisée pour améliorer la sortie de lumière de l'appareil et réduire l'éblouissement direct de la source LED. Version bidirectionnelle.



Finishing

	Bianco RAL 9010 White RAL 9010 Blanc RAL 9010		Grigio antracite RAL 7021 Grey anthracite RAL 7021 Gris anthracite RAL 7021
	Grigio High Tech RAL 9006 Grey High Tech RAL 9006 Gris High Tech RAL 9006		Corten Corten Corten

Alimentazione diretta

Integral ballast
Alimentation intégrée

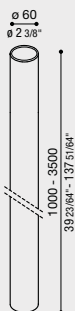
✓ 220-240 V

Trend

ACCESSORI

Accessories / Accessoires

Still



Palo diametro 60 mm in Bayblend senza basamento.

Possibilità di installazione con o senza basamento. Anima interno palo in acciaio zincato per altezze da 2000 mm.

Still

60 mm Bayblend pole without base.
Possibility of installation with or without base.
Galvanized steel inner pole from H 2000 mm.

Still

Poteau de 60 mm en Bayblend sans socle.
Possibilité d'installation avec ou sans socle. Noyau interne en acier galvanisé pour poteau à partir de h. 2000 mm.

H 160 mm

COL.	CODE
	LB11033
	LB1103G
	LB1103E
	LB1103K

H 1000 mm

COL.	CODE
	LB1100012
	LB110001G
	LB110001E
	LB110001K

H 2000 mm

COL.	CODE
	LB1100032
	LB110003G
	LB110003E
	LB110003K

H 3000 mm

COL.	CODE
	LB1100052
	LB110005G
	LB110005E
	LB110005K

H 500 mm

COL.	CODE
	LB11112
	LB1111G
	LB1111E
	LB1111K

H 1500 mm

COL.	CODE
	LB1100022
	LB110002G
	LB110002E
	LB110002K

H 2500 mm

COL.	CODE
	LB1100042
	LB110004G
	LB110004E
	LB110004K

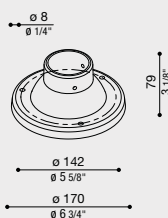
H 3500 mm

COL.	CODE
	LB1100062
	LB110006G
	LB110006E
	LB110006K

Disponibile colore bianco su richiesta - White version available - Version blanc disponible

Basamento

Palo Still Ø170 mm



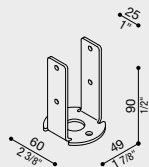
Basamento in nylon-fibra di vetro per palo diametro 60 mm.

Base Ø170 mm for Still post
Base in fibreglass-nylon for post diameter 60 mm.

Socle Ø170 mm pour poteau Still
Socles en fibre de verre - nylon pour poteau diam.60 mm

COL.	CODE
	LB11812
	LB1181G
	LB1181E
	LB1181K

Piastra base a scomparsa palo Still



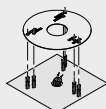
Soluzione alternativa al tradizionale interrimento o al basamento palo still mediante staffa di fissaggio a scomparsa. Consiste nell'inserire il palo still sulla staffa preforata da 3mm, realizzata in ferro zincato a caldo per immersione. Accessorio non idoneo per pali still superiori a h. 1500.

Retractable plate base
Alternative solution to the usual burial or to the post base using a retractable fixing bracket. The post is inserted in the 3mm pre-drilled bracket made of hot-dip zinc-coated metal. Accessory not suitable for posts higher than 1500mm.

Plaque de base rétractable
Solution alternative à l'enfouissement traditionnel ou mise en place moyennant un étrier de fixation rétractable du pieu post. Insérer le poteau Still sur l'étrier pré-percé de 3 mm, réalisé en fer galvanisé à chaud par immersion. Accessoire ne convenant pas à des poteaux Still de plus de 1500mm de haut.

COL.	CODE
	LB1130006

Dima e kit di fissaggio Palo Still



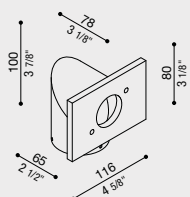
Dima, tirafondi e minuteria per ancoraggio del basamento al terreno.

Template and fixing kit Still Post diam. 60 mm.
Template, fixing bolts and small metal parts to secure the base to the ground.

Gabarit, tire-fond et visserie pour poteau Still
Gabarit, tire-fond et visserie pour l'ancrage du socle au sol.

COL.	CODE
	LB11254

Braccetto Trend 110



Braccetto Trend 110. Adatto per uso esterno, idoneo per installazione su palo da Ø60mm. Struttura Braccetto realizzata in metallo zincato a freddo con elevata resistenza all'ossidazione, verniciato con resine di poliestere stabilizzate ai raggi UV. Bulloneria in acciaio inox A4.

Bracket Trend 110
Suitable for outdoor use and for application on a post Ø 60mm. The bracket is made of cold galvanized metal with a high level resistance to oxidation thanks to a UV stabilized polyester resin coating. A4 stainless steel nuts and bolts.


Bras Trend 110
Convient pour une installation en extérieur. Montage sur poteau dia. 60 mm. Bras réalisé en métal zingué à froid, très haute résistance à l'oxydation et laquage poudre à base de résines polyesters, fixées aux rayons UV. Visserie en acier inox A4.

COL.	CODE
	LB1080001
	LB1080002
	LB1080003
	LB1080004





Trend





Trend Up&Down 110 Blade

Webb & Brown Neaves



Trend Top 110

Trend 60

Design
Giancarlo Piretti



LED



indoor



outdoor

ACCESSORI

Accessories / Accessoires

Pag. 288



Adatto anche ad uso esterno.

Corpo in alluminio pressofuso; elevata resistenza all'ossidazione grazie al trattamento di cataforesi e alla verniciatura con resine poliestere stabilizzata ai raggi UV.

Diffusore in vetro temprato e serigrafato.

Guarnizioni in silicone.

Riflettore in alluminio anodizzato.

Bulloneria in acciaio inox A4.

LED 4000K (N), 3000K (3) o 2700K (2). Alimentazione diretta 220-240V. Nessun rischio fotobiologico, RG0 gruppo di rischio esente (EN62471).

ENG Suitable for indoor and outdoor use.

Die-cast aluminium body; highly resistant to oxidization due to cataphoresis treatment and UV stabilized polyester resin coating.

Heat tempered and silk-screen printed glass diffuser.

Silicone gaskets.

Reflector made of anodized aluminium.

A4 stainless steel nuts and bolts.

LED 4000K (N), 3000K (3) or 2700K (2). Integral ballast 220-240V. No risk of photobiological damage, RG0 group (EN62471).

FRA Également adapté pour l'usage à l'extérieur.

Corps en aluminium injecté; haute résistance à l'oxydation grâce au traitement de cataphorèse et laquage poudre à base de résines polyesters, fixées aux rayons UV.

Diffuseur en verre trempé et sérigraphié.

Joints en silicone.

Réflecteur en aluminium anodisé.

Visserie en acier inox type A4.

LED 4000K (N), 3000K (3) ou 2700K (2). Alimentation intégrée 220-240V. Pas de risque photobiologique, RG0 groupe (EN62471).



IP66
Outdoor e
waterproof



220-240 V
Alimentazione
diretta

Integral ballast
Alimentation intégrée

Trend 60



CATAFORESI

Cataphoresis
Cataphorèse



5
Anni di garanzia
sul circuito LED

Trend 60 Blade



Trend U&D 60





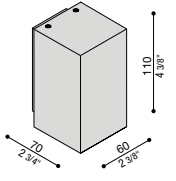


Trend U&D 60 Blade



**Trend U&D 60 Doppio
Blade**





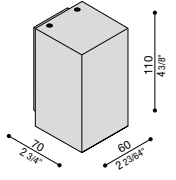

Trend 60

Trend 60				DIFF. DIFF.	DIFF. TRASP.	POSITION 		
IP66 IK 07 2J xx5 CE								
LED	W	LM	REAL LM	COL.	CODE *	CODE *	* LED COLOUR	
A++	3	500	250-260	 220-240 V		LL129000□	LL129004□	<ul style="list-style-type: none"> N 4000K 3 3000K, lm -5% 2 2700K, lm -5%
						LL129001□	LL129005□	
						LL129002□	LL129006□	
						LL129003□	LL129007□	
A++	6	1000	440-500	 220-240 V		LL129012□	LL129016□	
						LL129013□	LL129017□	
						LL129014□	LL129018□	
						LL129015□	LL129019□	

Versione monoemissione.

Unidirectional version.



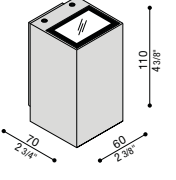

Version unidirectionnelle.

Trend 60 Blade				DIFF. TRASP.	POSITION 		
IP66 IK 07 2J xx5 CE							
LED	W	LM	REAL LM	COL.	CODE *	CODE *	* LED COLOUR
A++	3	500	20	 220-240 V		LL129008□	<ul style="list-style-type: none"> N 4000K 3 3000K, lm -5% 2 2700K, lm -5%
						LL129009□	
						LL129010□	
						LL129011□	

Versione monoemissione.

Unidirectional version.

Version unidirectionnelle.

Trend U&D 60				DIFF. DIFF.	DIFF. TRASP.	POSITION 		
IP66 IK 07 2J xx5 CE								
LED	W	LM	REAL LM	COL.	CODE *	CODE *	* LED COLOUR	
A++	6	1000	500-520	 220-240 V		LL129100□	LL129104□	<ul style="list-style-type: none"> N 4000K 3 3000K, lm -5% 2 2700K, lm -5%
						LL129101□	LL129105□	
						LL129102□	LL129106□	
						LL129103□	LL129107□	

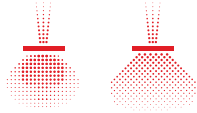
Versione biemissione.

Bidirectional version.

Version bidirectionnelle.



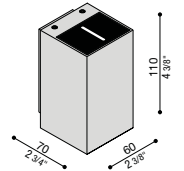
Trend U&D 60 Blade



DIFF. DIFF.

DIFF. TRASP.

POSITION



IP66 IK 07 2J xx5 CE

LED	W	LM	REAL LM	COL.	CODE *	CODE *	* LED COLOUR
A++					LL129108□	LL129112□	N 4000K 3 3000K, lm -5% 2 2700K, lm -5%
	6	1000	270-280	⊕ 220-240 V	LL129109□	LL129113□	
					LL129110□	LL129114□	
					LL129111□	LL129115□	



Versione biemissione.

Bidirectional version.

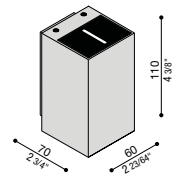
Version bidirectionnelle.

Trend U&D 60 Doppio Blade



DIFF. TRASP.

POSITION



IP66 IK 07 2J xx5 CE

LED	W	LM	REAL LM	COL.	CODE *	* LED COLOUR
A++					LL129116□	N 4000K 3 3000K, lm -5% 2 2700K, lm -5%
	6	1000	40	⊕ 220-240 V	LL129117□	
					LL129118□	
					LL129119□	



Versione biemissione.

Bidirectional version.

Version bidirectionnelle.

Finishing

	Bianco RAL 9010 White RAL 9010 Blanc RAL 9010		Grigio antracite RAL 7021 Grey anthracite RAL 7021 Gris anthracite RAL 7021
	Grigio High Tech RAL 9006 Grey High Tech RAL 9006 Gris High Tech RAL 9006		Corten Corten Corten

* Led colour

- N 4000K
- 3 3000K, lm -5%
- 2 2700K, lm -5%

Completa il codice sostituendo al quadrato rosso la lettera o il numero corrispondente alla temperatura colore scelta.

Complete the code by replacing the red box with the letter or number corresponding to the selected colour temperature.

Compléter le code en remplaçant le carré rouge par la lettre ou le numéro correspondant à la sélection de température couleur.

Alimentazione diretta
Integral ballast
Alimentation intégrée
✓ 220-240 V

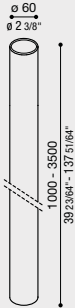
Trend 60

ACCESSORI

Accessories / Accessoires

Still

Palo diametro 60 mm in Bayblend senza basamento. Possibilità di installazione con o senza basamento. Anima interno palo in acciaio zincato per altezze da 2000 mm.



Still

60 mm Bayblend pole without base. Possibility of installation with or without base. Galvanized steel inner pole from H 2000 mm.

Still

Poteau de 60 mm en Bayblend sans socle. Possibilité d'installation avec ou sans socle. Noyau interne en acier galvanisé pour poteau à partir de h. 2000 mm.

H 160 mm

COL.	CODE
■	LB11033
■	LB1103G
■	LB1103E
■	LB1103K

H 1000 mm

COL.	CODE
■	LB1100012
■	LB110001G
■	LB110001E
■	LB110001K

H 2000 mm

COL.	CODE
■	LB1100032
■	LB110003G
■	LB110003E
■	LB110003K

H 3000 mm

COL.	CODE
■	LB1100052
■	LB110005G
■	LB110005E
■	LB110005K

H 500 mm

COL.	CODE
■	LB11112
■	LB1111G
■	LB1111E
■	LB1111K

H 1500 mm

COL.	CODE
■	LB1100022
■	LB110002G
■	LB110002E
■	LB110002K

H 2500 mm

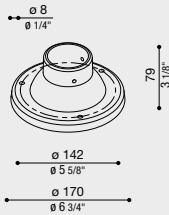
COL.	CODE
■	LB1100042
■	LB110004G
■	LB110004E
■	LB110004K

H 3500 mm

COL.	CODE
■	LB1100062
■	LB110006G
■	LB110006E
■	LB110006K

Disponibile colore bianco su richiesta - White version available - Version blanc disponible

Basamento Palo Still Ø170 mm



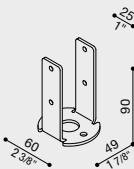
Basamento in nylon-fibra di vetro per palo diametro 60 mm.

Base Ø170 mm for Still post
Base in fibreglass-nylon for post diameter 60 mm.

Socle Ø170 mm pour poteau Still
Socles en fibre de verre - nylon pour poteau diam.60 mm

COL.	CODE
■	LB11812
■	LB1181G
■	LB1181E
■	LB1181K

Piastra base a scomparsa palo Still



Soluzione alternativa al tradizionale interramento o al basamento palo still mediante staffa di fissaggio a scomparsa. Consiste nell'inserire il palo still sulla staffa preforata da 3mm, realizzata in ferro zincato a caldo per immersione. Accessorio non idoneo per pali still superiori a h. 1500.

Retractable plate base

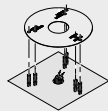
Alternative solution to the usual burial or to the post base using a retractable fixing bracket. The post is inserted in the 3mm pre-drilled bracket made of hot-dip zinc-coated metal. Accessory not suitable for posts higher than 1500mm.

Plaque de base rétractable

Solution alternative à l'enfouissement traditionnel ou mise en place moyennant un étrier de fixation rétractable du pieu post. Insérer le poteau Still sur l'étrier pré-percé de 3 mm, réalisé en fer galvanisé à chaud par immersion. Accessoire ne convenant pas à des poteaux Still de plus de 1500mm de haut.

COL.	CODE
■	LB1130006

Dima e kit di fissaggio Palo Still



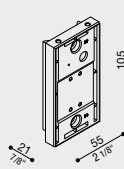
Dima, tirafondi e minuteria per ancoraggio del basamento al terreno.

Template and fixing kit Still Post diam. 60 mm. Template, fixing bolts and small metal parts to secure the base to the ground.

Gabarit, tire-fond et visserie pour poteau Still
Gabarit, tire-fond et visserie pour l'ancrage du socle au sol.

COL.	CODE
■	LB11254

Adattatore palo Still Ø 60 Trend 60



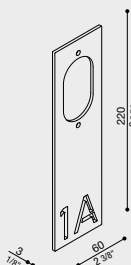
Base in policarbonato, ottenuta da stampaggio ad iniezione proprio. Da utilizzare in sostituzione della base standard Trend 60.

Adaptor for Still Post Ø 60 Trend 60
Base for pole installation, injection moulded in-house, to be used in alternative to the standard base of article Trend 60.

Adaptateur poteau Still Ø60 Trend 60
Base en polycarbonate, s'obtient du moulage à injection propre, à utiliser en alternative à la base standard de l'article Trend 60.

COL.	CODE
■	LB1290006

Cover Trend 60



Cover decorativa in PMMA personalizzabile. Specificare in fase d'ordine la personalizzazione richiesta.

Cover Trend 60
Decorative cover moulded in PMMA. Specify the customization required when ordering.

Cover Trend 60
Cover décorative moulée en PMMA. Spécifier la personnalisation désiré au moment de la commande.

COL.	CODE
■	LB1290001
■	LB1290002
■	LB1290003
■	LB1290004
■	LB1290005



Trend 60

Trend 60





Trend 60



Trend 60

Trend 60 Post

Design
Giancarlo Alci



LED



indoor



outdoor



Adatto anche ad uso esterno.

Corpo in alluminio pressofuso; elevata resistenza all'ossidazione grazie al trattamento di cataforesi e alla verniciatura con resine poliesteri stabilizzata ai raggi UV.

Diffusore in vetro temprato e serigrafato.

Guarnizioni in silicone. Riflettore in alluminio anodizzato.

Bulloneria in acciaio inox A4.

Palo da giardino in estruso di alluminio con base in alluminio anodizzato

LED 4000K (N), 3000K (3) o 2700K (2). Alimentazione diretta 220-240V.

Nessun rischio fotobiologico, RGO gruppo di rischio esente (EN62471).

ENG Suitable for indoor and outdoor use.

Die-cast aluminium body; highly resistant to oxidization due to cathoresis treatment and UV stabilized polyester resin coating.

Heat tempered and silk-screen printed glass diffuser.

Silicone gaskets.

Reflector made of anodized aluminium.

A4 stainless steel nuts and bolts.

Post for garden use made of extruded aluminum with aluminum anodized base.

LED 4000K (N), 3000K (3) or 2700K (2). Integral ballast 220-240V.

No risk of photobiological damage, RGO group (EN62471).

FRA Également adapté pour l'usage à l'extérieur.

Corps en aluminium injecté; haute résistance à l'oxydation grâce au traitement de cathorèse et laquage poudre à base de résines polyesters, fixées aux rayons UV.

Diffuseur en verre trempé et sérigraphié.

Jointes en silicone.

Réflecteur en aluminium anodisé.

Visserie en acier inox type A4.

Poteau de jardin en aluminium extrudé avec base en aluminium anodisé.

LED 4000K (N), 3000K (3) ou 2700K (2).

Alimentation intégrée 220-240V.

Pas de risque photobiologique, RGO groupe (EN62471).

Trend 60 Post H600



Trend 60 Post H800



IP66
Outdoor e
waterproof



220-240 V
Alimentazione
diretta

*Integral ballast
Alimentation intégrée*



CATAFORESI
*Cataphoresis
Cataphorèse*



5
Anni di garanzia
sul circuito LED

Trend 60 Post

Trend 60 Post H600			DIFF. DIFF.	DIFF. TRASP.	POSITION 		
IP66 IK 07 2J xx5 CE							
LED	W	LM	REAL LM	COL.	CODE *	CODE *	* LED COLOUR
A++					LL129200	LL129204	N 4000K
	3	500	250-260		LL129201	LL129205	S 3000K, lm -5%
					LL129202	LL129206	Z 2700K, lm -5%
					LL129203	LL129207	

Fascio di luce asimmetrico.
H 600 mm.

Asymmetrical beam.
H 600 mm.

Faisceau lumineux asymétrique.
H 600 mm.

Trend 60 Post H800			DIFF. DIFF.	DIFF. TRASP.	POSITION 		
IP66 IK 07 2J xx5 CE							
LED	W	LM	REAL LM	COL.	CODE *	CODE *	* LED COLOUR
A++					LL129301	LL129305	N 4000K
	3	500	250-260		LL129302	LL129306	S 3000K, lm -5%
					LL129303	LL129307	Z 2700K, lm -5%
					LL129304	LL129308	

Fascio di luce asimmetrico.
H 800 mm.

Asymmetrical beam.
H 800 mm.

Faisceau lumineux asymétrique.
H 800 mm.

Finishing

	Bianco RAL 9010 White RAL 9010 Blanc RAL 9010		Grigio antracite RAL 7021 Grey anthracite RAL 7021 Gris anthracite RAL 7021
	Grigio High Tech RAL 9006 Grey High Tech RAL 9006 Gris High Tech RAL 9006		Corten Corten Corten

*	Led colour	Completa il codice
	4000K	sostituendo al
	3000K, lm -5%	quadrato rosso la
	2700K, lm -5%	lettera o il numero
		corrispondente alla
		temperatura colore
		scelta.

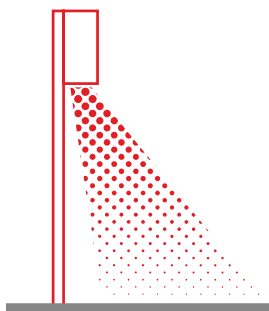
Complete the code
by replacing the red box with the letter or number corresponding to the selected colour temperature.

Compléter le code
en remplaçant le carré rouge par la lettre ou le numéro correspondant à la sélection de température couleur.

Alimentazione diretta
Integral ballast
Alimentation intégrée
 220-240 V



Fascio di luce asimmetrico.
 Asymmetrical beam.
 Faisceau lumineux
 asymétrique.



Trend 60 post



Trend 60 post



LED



indoor



outdoor

ACCESSORI

Accessories / Accessoires

Pag. 299



Adatto anche ad uso esterno. Driver 220-240V integrato e Led di ultima generazione.
 Corpo e tappo in alluminio primario pressofuso EN-AB46100; elevata resistenza all'ossidazione grazie al trattamento di passivazione a base di zirconio e alla verniciatura con resine poliestere stabilizzata ai raggi UV.
 Diffusore in vetro temprato effetto satinato. Guarnizione in silicone.
 Bulloneria in acciaio A4 o AISI 316L.
LED 4000K (N), 3000K (3) o 2700K (2). Alimentazione diretta 220-240V.
Nessun rischio fotobiologico, RGO gruppo di rischio esente (EN62471).

ENG Suitable for indoor and outdoor use.
 Integrated driver 220-240V and the latest generation of Led.
 Body and cover made of EN-AB46100 die-cast aluminium primary alloy; highly resistant to oxidization thanks to the zirconium-based passivation treatment and UV stabilized polyester resin coating.
 Tempered glass diffuser with frosted effect.
 Silicone gaskets.
 A4 or AISI 316L stainless steel nuts and bolts.
LED 4000K (N), 3000K (3) o 2700K (2). Integrated driver 220-240V.
 No risk of photobiological damage, RGO group (EN62471).

FRA Également adapté à l'usage à l'extérieur.
 Alimentation intégrée 220 - 240V et Led de dernière génération.
 Corps et couverture en aluminium primaire injecté EN-AB46100; haute résistance à l'oxydation grâce au traitement de passivation à base de zirconium et laquage poudre à base de résines polyesters, fixées au rayon UV. Diffuseur en verre trempé effet satiné.
 Joints en silicone.
 Visserie en acier inox type A4 ou AISI 316L.
LED 4000K (N), 3000K (3) ou 2700K (2) (blanche chaud). Alimentation intégrée 220-240. Pas de risque photobiologique, RGO groupe (EN62471).

Fix 503



Fix 504



Fix 506



IP66
 Outdoor e
 waterproof



220-240 V
 Alimentazione
 diretta

Integral ballast
 Alimentation intégrée



**Installazione
 rapida**

Quick installation
 Rapide installation



**Anni di garanzia
 sul circuito LED**



Fix 503

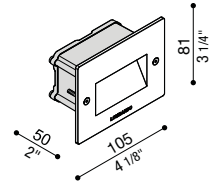
IP66 IK 10 20J xx9 CE

LED	W	LM	REAL LM	COL.	CODE *	* LED COLOUR
A++					LL120000□	N 4000K
	4,2	450	225	⊕	LL120001□	3 3000K, lm -5%
				⊕	LL120002□	2 2700K, lm -5%
				⊕	LL120003□	

Predisposto per singolo ingresso alimentazione.

Single cable entry at the back.

Entrée d'alimentation simple.



Fix 504

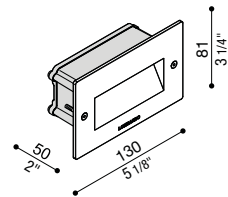
IP66 IK 10 20J xx9 CE

LED	W	LM	REAL LM	COL.	CODE *	* LED COLOUR
A++					LL120004□	N 4000K
	5,6	600	300	⊕	LL120005□	3 3000K, lm -5%
				⊕	LL120006□	2 2700K, lm -5%
				⊕	LL120007□	

Predisposto per singolo ingresso alimentazione.

Single cable entry at the back.

Entrée d'alimentation simple.



Fix 506

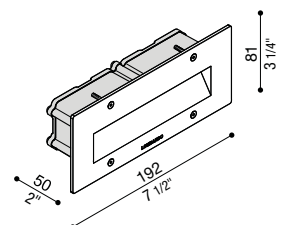
IP66 IK 10 20J xx9 CE

LED	W	LM	REAL LM	COL.	CODE *	* LED COLOUR
A++					LL120008□	N 4000K
	7,2	750	375	⊕	LL120009□	3 3000K, lm -5%
				⊕	LL120010□	2 2700K, lm -5%
				⊕	LL120011□	

Predisposto per doppio ingresso alimentazione.

Double cable entry at the back.

Possibilità alimentazione double entrée.



Finishing

	Bianco RAL 9010 White RAL 9010 Blanc RAL 9010		Grigio antracite RAL 7021 Grey anthracite RAL 7021 Gris anthracite RAL 7021
	Grigio High Tech RAL 9006 Grey High Tech RAL 9006 Gris High Tech RAL 9006		Corten Corten Corten

* Led colour

- N 4000K
- 3 3000K, lm -5%
- 2 2700K, lm -5%

Completa il codice sostituendo al quadrato rosso la lettera o il numero corrispondente alla temperatura colore scelta.

Complete the code by replacing the red box with the letter or number corresponding to the selected colour temperature.

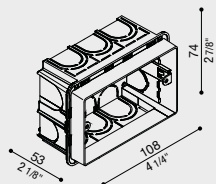
Compléter le code en remplaçant le carré rouge par la lettre ou le numéro correspondant à la sélection de température couleur.

Alimentazione diretta
Integral ballast
Alimentation intégrée
✓ 220-240 V



ACCESSORI
Accessories / Accessoires

Scatola Incasso Standard 503

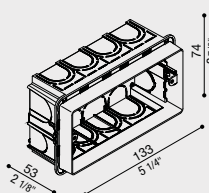


Recess Box 503

Armature à encastrer standard 503

COL. CODE
LB11660

Scatola Incasso Standard 504

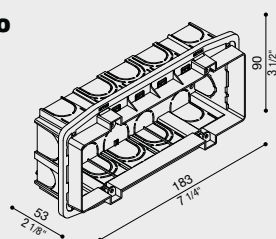


Recess Box 504

Armature à encastrer standard 504

COL. CODE
LB11690

Scatola Incasso Standard 506L



Recess Box 506L

Armature à encastrer standard 506L

COL. CODE
LB11680

Morsettiere
Terminal blocks



Scaricatori SPD
Surge protector devices



Pag. 420




Installazione in scatole standard.
Installation with recess boxes.
Installation avec boîtes standards.



Colori disponibili.
Available colours.
Couleurs disponibles.



Fix





FIX 503



FIX 504

Pin

Design
Michele Pellegrini



LED



indoor



outdoor

ACCESSORI

Accessories / Accessoires

Pag. 305



Adatto anche ad uso esterno. Corpo in alluminio primario pressofuso EN-AB44100; elevata resistenza all'ossidazione grazie al trattamento di cataforesi. Diffusore in vetro temprato e serigrafato.

Apparecchio inaccessibile fornito con 0.20 m di cavo di alimentazione H05RN-F pre-cablato e resinato.

LED a tensione di rete.

Dimmerabile a taglio di fase.

LED 4000K (N), 3000K (3) o 2700K (2). LED a tensione di rete.

Nessun rischio fotobiologico, RGO gruppo di rischio esente (EN62471).

ENG Suitable for indoor and outdoor use.

Body made of EN - AB44100 die-cast aluminum primary alloy; highly resistant to oxidization due to cataphoresis treatment.

Heat tempered and silk-screen printed glass diffuser.

Inaccessible device, provided with 0.20 m of prewired power cable

H05RN-F with epoxy resin treatment.

LED AC direct. Dimmable Phase cut.

LED 4000K (N), 3000K (3) or 2700K (2). LED AC direct.

No risk of photobiological damage, RGO group (EN62471).

FRA Également adapté pour l'usage à l'extérieur.

Corps en aluminium primaire injecté EN-AB44100; haute résistance à l'oxydation grâce au traitement de cataphorèse

Diffuseur en verre trempé et sérigraphié.

Appareil câblé en usine, fourni avec 0.20 m de câble d'alimentation

H05RN-F-pré-câblé.

LED Direct 220-240. Dimmable coupure de Phase.

LED 4000K (N), 3000K (3) ou 2700K (2) (blanche chaude).

LED Direct 220-240. Pas de risque photobiologique,

RGO groupe (EN62471).

Pin T




Pin T Asimmetrico



IP66
Outdoor e
waterproof



Pin Q



Pin Q Asimmetrico



PRE-CABLATO

Prewired
Pré-câblé



CATAFORESI

Cataphoresis
Cataphorèse



**Installazione
rapida**

Quick installation
Rapide installation

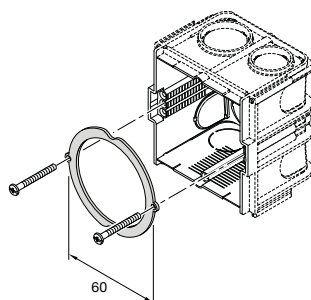


**Anni di garanzia
sul circuito LED**



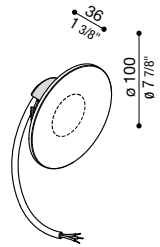
Disponibile online download della dima per la ghiera di fissaggio



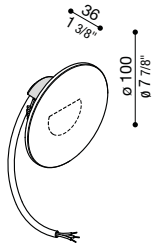
Available online template for fixing retaining ring.

Disponibile online gabarit pour bague de fixation.



Pin

Pin T		DIFF. TRASP.		POSITION	
IP66 IK 07 2J xx5 C E					
LED	W	LM	REAL LM	COL.	CODE *
A++	2	200	56		* LED COLOUR
			 220-240 V		N 4000K 3 3000K, lm -5% 2 2700K, lm -5%
					

Pin T Asimmetrico		DIFF. TRASP.		POSITION	
IP66 IK 07 2J xx5 C E					
LED	W	LM	REAL LM	COL.	CODE *
A++	2	200	67		* LED COLOUR
			 220-240 V		N 4000K 3 3000K, lm -5% 2 2700K, lm -5%
					

Deflettore in alluminio.

Deflector made of aluminum.

Réflecteur en aluminium.

Finishing



Neutro
Neutral
Neutre



Serigrafia Nera
Black serigraphy
Séigraphie noir



Serigrafia Grigio High Tech
Grey High Tech Serigraphy
Séigraphie Gris High Tech



Serigrafia Corten
Corten serigraphy
Séigraphie Corten

* Led colour

- N 4000K
- 3 3000K, lm -5%
- 2 2700K, lm -5%

Completa il codice sostituendo al quadrato rosso la lettera o il numero corrispondente alla temperatura colore scelta.

Complete the code by replacing the red box with the letter or number corresponding to the selected colour temperature.

Compléter le code en remplaçant le carré rouge par la lettre ou le numéro correspondant à la sélection de température couleur.

Alimentazione diretta
Integral ballast
Alimentation intégrée
 220-240 V



Pin Q			DIFF. TRASP.	POSITION		
IP66 IK 07 2J xx5 CE						
LED	W	LM	REAL LM	COL.	CODE *	* LED COLOUR
A++	2	200	56		LL125008 □ LL125009 □ LL125010 □ LL125011 □	N 4000K 3 3000K, lm -5% 2 2700K, lm -5%



Pin Q Asimmetrico			DIFF. TRASP.	POSITION		
IP66 IK 07 2J xx5 CE						
LED	W	LM	REAL LM	COL.	CODE *	* LED COLOUR
A++	2	200	67		LL125012 □ LL125013 □ LL125014 □ LL125015 □	N 4000K 3 3000K, lm -5% 2 2700K, lm -5%



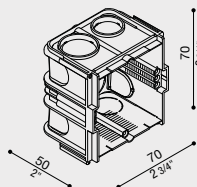
Deflettore in alluminio.

Deflector made of aluminum.

Réflecteur en aluminium.

ACCESSORI
Accessories / Accessoires

Scatola incasso standard 502

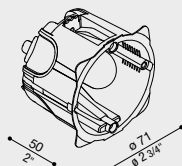


Recess Box 502

Armature à encastrer standard 502

COL.	CODE
	LB1250001

Scatola incasso standard cartongesso 502



Recess Plasterboard wall Box 502

Armature à encastrer placoplâtre 502

COL.	CODE
	LB11693




Pin



Possibile scelta
di 3 differenti
serigrafie colorate:
nero - grigio HT - Corten.


Possible choice
of serigraphed glass
in 3 different colours:
black - HT grey - Corten.

Possibilité de choisir
entre 3 sérigraphies
colorées différentes :
noir - gris HT - corten.





Pin





Pin T

Kit Pin

Design
Michele Pellegrini



LED



indoor



outdoor



Kit-01/03: composto da Pin T/Q + Scatola standard 502.
Kit-02/04: Composto da Pin T/Q Asimmetrico + Scatola standard 502.
 Adatto anche ad uso esterno. Deflettore in alluminio.
 Corpo in alluminio primario pressofuso EN-AB44100; elevata resistenza all'ossidazione grazie al trattamento di cataforesi.
 Diffusore in vetro temprato e serigrafato.
 Apparecchio inaccessibile fornito con 0.20 m di cavo di alimentazione H05RN-F pre-cablato e resinato.
 LED a tensione di rete.
 Dimmerabile in taglio di fase.
LED 4000K (N), 3000K (3) o 2700K (2). LED a tensione di rete.
Nessun rischio fotobiologico, RGO gruppo di rischio esente (EN62471).

ENG Kit-01/03: consisting of Pin T/Q + Recess Box 502.
Kit-02/04: consisting of Pin T/Q Asimmetrico+ Recess Box 502.
 Suitable for indoor and outdoor use. Deflector made of aluminum.
 Body made of EN - AB44100 die-cast aluminum primary alloy; highly resistant to oxidization due to cataphoresis treatment.
 Heat tempered and silk-screen printed glass diffuser.
 Inaccessible device, provided with 0.20 m of prewired power cable H05RN-F with epoxy resin treatment.
 LED AC direct.
 Dimmable phase cut.
LED 4000K (N), 3000K (3) or 2700K (2). LED. LED AC direct.
No risk of photobiological damage, RGO group (EN62471).

FRA Kit-01/03 : composé de Pin T/Q + boîte standard 502.
Kit-02/04 : composé de Pin T/Q Asimmetrico + boîte standard 502.
 Également adapté pour l'usage à l'extérieur. Réflecteur en aluminium.
 Corps en aluminium primaire injecté EN-AB44100; haute résistance à l'oxydation grâce au traitement de cataphorèse.
 Diffuseur en verre trempé et sérigraphié.
 Appareil câblé en usine, fourni avec 0.20 m de câble d'alimentation H05RN-F-pré-câblé.
 LED Direct 220-240.
 Dimmable coupure de Phase.
LED 4000K (N), 3000K (3) ou 2700K (2) (blanche chaud).
LED Direct 220-240. Pas de risque photobiologique, RGO groupe (EN62471).



PRE-CABLATO

Prewired
Pré-cablé

Kit 01 - Pin T



Kit 02 - Pin T Asimmetrico



Installazione rapida

Quick installation
Rapide installation

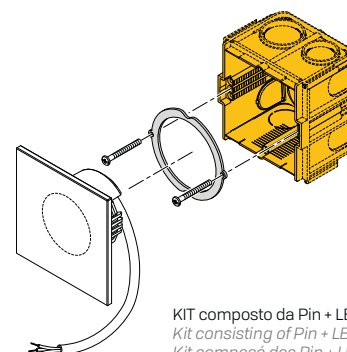


5 Anni di garanzia sul circuito LED

Kit 03 - Pin Q



Kit 04 - Pin Q Asimmetrico



KIT composto da Pin + LB1250001.
 Kit consisting of Pin + LB1250001.
 Kit composé des Pin + LB1250001.

Kit Pin

Kit 01 - Pin T

IP66 IK 07 2J xx5 CE

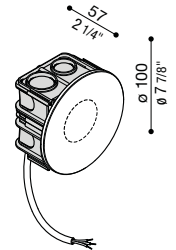
LED	W	LM	REAL LM	COL.	CODE *	* LED COLOUR
A++					LL125100□	N 4000K
	2	200	56	☑ S	LL125101□	3 3000K, lm -5%
				☑ S	LL125102□	2 2700K, lm -5%
				☑ S	LL125103□	

KIT composto da Pin T + LB1250001.

Kit consisting of Pin T + LB1250001.

Kit composé des Pin T + LB1250001.

POSITION



Kit 02 - Pin T Asimmetrico

IP66 IK 07 2J xx5 CE

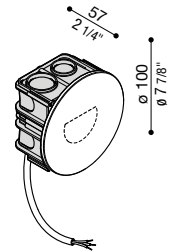
LED	W	LM	REAL LM	COL.	CODE *	* LED COLOUR
A++					LL125104□	N 4000K
	2	200	67	☑ S	LL125105□	3 3000K, lm -5%
				☑ S	LL125106□	2 2700K, lm -5%
				☑ S	LL125107□	

KIT composto da Pin T Asimmetrico + LB1250001.

Kit consisting of Pin T Asimmetrico + LB1250001.

Kit composé des Pin T Asimmetrico + LB1250001.

POSITION



Finishing



Neutro
Neutral
Neutre



Serigrafia Nera
Black serigraphy
Séigraphie noir



Serigrafia Grigio High Tech
Grey High Tech Serigraphy
Séigraphie Gris High Tech



Serigrafia Corten
Corten serigraphy
Séigraphie Corten

* Led colour

- N 4000K
- 3 3000K, lm -5%
- 2 2700K, lm -5%

Completa il codice sostituendo al quadrato rosso la lettera o il numero corrispondente alla temperatura colore scelta.

Complete the code by replacing the red box with the letter or number corresponding to the selected colour temperature.

Compléter le code en remplaçant le carré rouge par la lettre ou le numéro correspondant à la sélection de température couleur.

Alimentazione diretta

Integral ballast
Alimentation intégrée

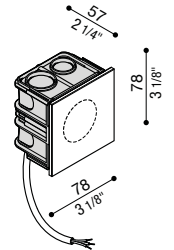
☑ 220-240 V



Kit 03 - Pin Q

DIFF. TRASP.

POSITION



IP66 IK 07 2J xx5 CE

LED	W	LM	REAL LM	COL.	CODE *	* LED COLOUR
A++					LL125108□	N 4000K
	2	200	56	⊕ 220-240 V	LL125109□	3 3000K, lm -5%
				⊖	LL125110□	2 2700K, lm -5%
				⊕	LL125111□	



KIT composto da Pin Q + LB1250001.

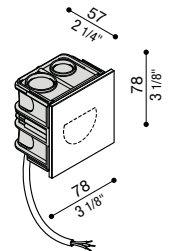
Kit consisting of Pin Q + LB1250001.

Kit composé des Pin Q + LB1250001.

Kit 04 - Pin Q Asimmetrico

DIFF. TRASP.

POSITION



IP66 IK 07 2J xx5 CE

LED	W	LM	REAL LM	COL.	CODE *	* LED COLOUR
A++					LL125112□	N 4000K
	2	200	67	⊕ 220-240 V	LL125113□	3 3000K, lm -5%
				⊖	LL125114□	2 2700K, lm -5%
				⊕	LL125115□	



KIT composto da Pin Q Asimmetrico + LB1250001.

Kit consisting of Pin Q Asimmetrico + LB1250001.

Kit composé des Pin Q Asimmetrico + LB1250001.


Stile next




Incasso a muro con scatola standard

Installation with wall recessed box


Encastrement dans le mur avec boîte standards



503



506E



506L

Scatole Standard
recessed box
boîte standards



503



506E




506L


Incasso a muro ed in cartongesso

Recessed in wall and plasterboard


Encastrement dans le mur et dans le placoplâtre



103



106E



106L



103 asimmetrica



106L asimmetrica



106L asimmetrica orizzontale

SENZA UTENSILI

Massima praticità per il montaggio ad incasso, che avviene semplicemente tramite sistema ad incastro adattabile alle diverse esigenze di profondità.

TOOL FREE

Maximum practicality for the flush-fitting assembly consisting of a recessed system that can be adapted to suit various depths.

SANS OUTILS

Grande facilité pour le montage par encastrement que l'on réalise de façon très simple au moyen d'un système d'encastrement qui s'adapte aux différentes exigences de profondeur.



503 asimmetrico



506L asimmetrico



506L asimmetrico orizzontale



220-240 V
Alimentazione diretta

Integral ballast
Alimentation intégrée



Installazione rapida

Quick installation
Rapide installation



Anni di garanzia sul circuito LED



zero 60T



zero power 60T



zero 60Q



zero power 60Q



zero 120T



zero power 120T



zero 120Q



zero power 120Q

Stile next

Design
Lombardo design department



LED



indoor



outdoor

ACCESSORI

Accessories / Accessoires

Pag. 320



Adatto anche ad uso esterno.

Corpo in alluminio primario pressofuso EN-AB44100; elevata resistenza all'ossidazione grazie al trattamento di passivazione a base di zirconio e alla verniciatura con resine poliestere stabilizzata ai raggi UV.

Diffusore in vetro temprato e serigrafato. Guarnizioni in silicone.

Bulloneria in acciaio inox A4 o AISI 316L.

Modello brevettato.

LED 4000K (N), 3000K (3) o 2700K (2). Alimentazione diretta 220-240V.

Nessun rischio fotobiologico, RGO gruppo di rischio esente (EN62471).

ENG Suitable for indoor and outdoor use.

Body made of EN-AB44100 die-cast aluminium primary alloy; highly resistant to oxidization due to the zirconium-based passivation treatment and UV stabilized polyester resin coating.

Heat tempered and serigraphed glass diffuser.

Silicone gaskets. A4 or AISI 316 L stainless steel nuts and bolts.

Patented model.

LED 4000K (N), 3000K (3) or 2700K (2). Integral ballast 220-240V.

No risk of photobiological damage, RGO group (EN62471).

FRA Egalement adapté à l'usage à l'extérieur.

Corps en aluminium primaire injecté EN-AB44100; haute résistance à l'oxydation, car passivé à base de zirconium et laquage poudre à base de résines polyesters, fixé aux rayons UV.

Diffuseur en verre trempé et sérigraphié. Joints en silicone.


Visserie en acier inox type A4 ou AISI 316L.

Modèle breveté.


LED 4000K (N), 3000K (3) ou 2700K (2) (blanche chaud).

Alimentation intégrée 220-240. Pas de risque photobiologique, RGO groupe (EN62471).

Stile next 503



Stile next 506E




IP66
Outdoor e
waterproof



220-240 V
Alimentazione
diretta

Integral ballast
Alimentation intégrée

Stile next 506L



Stile next 503 asimmetrico



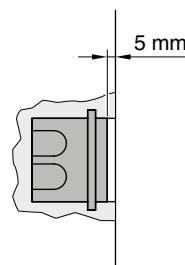
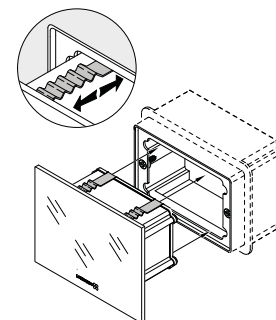
**Stile next 506L
asimmetrico**



**Stile next 506L
asimmetrico orizzontale**



**Anni di garanzia
sul circuito LED**



Incasso a muro con scatola. Consigliato incassare la scatola di 5 mm rispetto alla parete per agevolare l'installazione.

Wall recessed fixture. It is advisable to mount the box with a 5mm recess compared with the wall to facilitate installation.

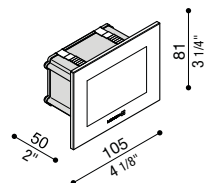
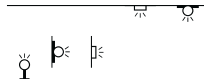
Encastrément mural. Il est conseillé d'encaisser la boîte de 5mm par rapport au mur pour faciliter l'installation

Stile next

Stile next 503

DIFF.
OPAL.

POSITION



IP 66 IK 06 1J xx3 CE

LED	W	LM	REAL LM	COL.	CODE *	* LED COLOUR
A++	3	310	68		LL641C□	N 4000K 3 3000K, lm -5% 2 2700K, lm -5%
					LL641C2□	
					LL641CG□	
A++	6	720	170		LL641D□	

Possibile scelta di 3 differenti serigrafie colorate: nero - grigio HT - corten. Predisposto per singolo ingresso alimentazione.

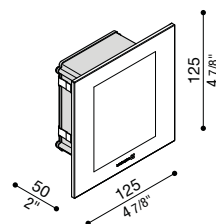
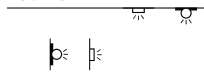
Possible choice of serigraphed glass in 3 different colours: black - HT grey - corten. Single cable entry at the back.

Possibilité de choisir entre 3 sérigraphies colorées différentes: noir - gris HT - corten. Entrée d'alimentation simple.

Stile next 506E

DIFF.
OPAL.

POSITION



IP 66 IK 06 1J xx3 CE

LED	W	LM	REAL LM	COL.	CODE *	* LED COLOUR
A++	6	720	283		LL651D□	N 4000K 3 3000K, lm -5%

Predisposto per doppio ingresso alimentazione.

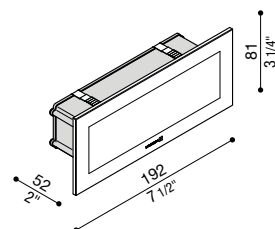
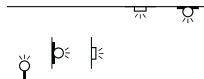
Double cable entry at the back.

Possibilité alimentation double entrée.

Stile next 506L

DIFF.
OPAL.

POSITION



IP 66 IK 06 1J xx3 CE

LED	W	LM	REAL LM	COL.	CODE *	* LED COLOUR
A++	6	720	217		LL661D□	N 4000K 3 3000K, lm -5% 2 2700K, lm -5%
					LL661D2□	
					LL661DG□	
					LL661DK□	

Possibile scelta di 3 differenti serigrafie colorate: nero - grigio HT - corten. Predisposto per doppio ingresso alimentazione.

Possible choice of serigraphed glass in 3 different colours: black - HT grey - corten. Double cable entry at the back.

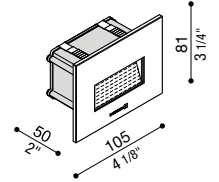
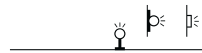
Possibilité de choisir entre 3 sérigraphies colorées différentes: noir - gris HT - corten. Possibilité alimentation double entrée.



Stile next 503 asimmetrico

DIFF. TRASP.

POSITION



IP 66 IK 06 1J xx3 CE

LED	W	LM	REAL LM	COL.	CODE *	* LED COLOUR
A++					LL643C□	N 4000K
	3	310	45	S	LL643C2□	3 3000K, lm -5%
				S	LL643CG□	2 2700K, lm -5%
				S	LL643CK□	

Possibile scelta di 3 differenti serigrafie colorate: nero - grigio HT - corten. Predisposto per singolo ingresso alimentazione. Deflettore in alluminio primario pressofuso EN-AB44100.

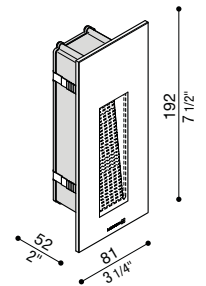
Possible choice of serigraphed glass in 3 different colours: black - HT grey - corten. Single cable entry at the back. Reflector made of EN-AB44100 die-cast aluminium primary alloy.

Possibilità de choisir entre 3 sérigraphies colorées différentes: noir - gris HT - corten. Entrée d'alimentation simple. Réflecteur en aluminium primaire injecté EN-AB44100.

Stile next 506L asimmetrico

DIFF. TRASP.

POSITION



IP 66 IK 06 1J xx3 CE

LED	W	LM	REAL LM	COL.	CODE *	* LED COLOUR
A++					LL663C□	N 4000K
	3	310	38			3 3000K, lm -5%

Predisposto per doppio ingresso alimentazione. Deflettore in alluminio primario pressofuso EN-AB44100.

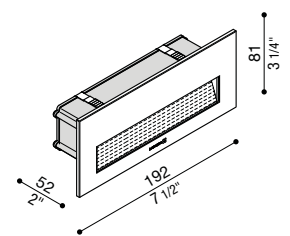
Double cable entry at the back. Reflector made of EN-AB44100 die-cast aluminium primary alloy.

Possibilità alimentazione double entrée. Réflecteur en aluminium primaire injecté EN-AB44100.

Stile next 506L asimmetrico orizzontale

DIFF. TRASP.

POSITION



IP 66 IK 06 1J xx3 CE

LED	W	LM	REAL LM	COL.	CODE *	* LED COLOUR
A++					LL665F□	N 4000K
	4	490	70	S	LL665F2□	3 3000K, lm -5%
				S	LL665FG□	2 2700K, lm -5%
				S	LL665FK□	

Possibile scelta di 3 differenti serigrafie colorate: nero - grigio HT - corten. Predisposto per doppio ingresso alimentazione. Deflettore in alluminio primario pressofuso EN-AB44100.

Possible choice of serigraphed glass in 3 different colours: black - HT grey - corten. Double cable entry at the back. Reflector made of EN-AB44100 die-cast aluminium primary alloy.

Possibilità de choisir entre 3 sérigraphies colorées différentes: noir - gris HT - corten. Possibilité alimentation double entrée. Réflecteur en aluminium primaire injecté EN-AB44100.

Finishing

	Neutro Neutral Neutre		S Serigrafia Grigio High Tech Grey High Tech Serigraphy Sérigraphie Gris High Tech
	S Serigrafia Nera Black serigraphy Sérigraphie noir		S Serigrafia Corten Corten serigraphy Sérigraphie Corten

*	Led colour	Completa il codice sostituendo al quadrato rosso la lettera o il numero corrispondente alla temperatura colore scelta.
N	4000K	
3	3000K, lm -5%	
2	2700K, lm -5%	

Complete the code
by replacing the
red box with the
letter or number
corresponding to
the selected colour
temperature.

Compléter le code
en remplaçant le
carré rouge par la
lettre ou le numéro
correspondant
à la sélection de
température
couleur.

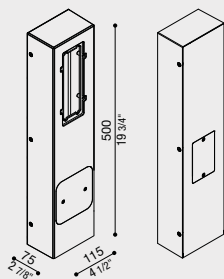
Alimentazione diretta
Integral ballast
Alimentation intégrée
✓ 220-240 V

Stile next

ACCESSORI

Accessories / Accessoires

Palo Stile Next



Palo multifunzionale in tecnopolimero completo di coperchi amovibili (da asportare nel caso si applichino apparecchi) e relativa bulloneria. Obbligatoria l'installazione del modello 506-L, non compreso. Predisposto per accogliere anche un coperchio per presa elettrica della Bticino mod. IDROBOX LUNA IP55 - Cod. 24603L.

Post Stile Next

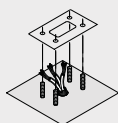
Multi-purpose technopolymer post complete with removable covers (to be removed to accommodate the light fixtures) and all required nuts and bolts. Model 506L must be mounted (article to be ordered separately). It has been designed to accommodate an IP rated electric socket manufactured by Bticino mod. IDROBOX LUNA IP55 - Code 24603L.

Poteau Stile Next

Poteau multifonctionnel en technopolymère avec couvercles amovibles (à retirer pour appliquer les appareils) et visserie. L'installation du modèle 506-L, non compris, est obligatoire. Il a été également conçu pour l'application d'un couvercle de la prise de courant Bticino mod. IDROBOX LUNA IP55 - Cod. 24603L.

COL.	CODE
	LB11652
	LB1165G
	LB1165K

Dima e kit di fissaggio Palo Stile Next



Dima, tirafondi e minuteria per ancoraggio del palo al terreno.

Template and fixing kit for post Stile Next

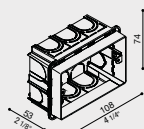
Template, fixing bolts and small metal parts to secure the post to the ground.

Gabarit, tire-fond et visserie pour ancrage du poteau Stile Next

Gabarit, tire-fond et visserie pour ancrage du poteau au sol.

COL.	CODE
	LB11255

Scatola Incasso Standard 503

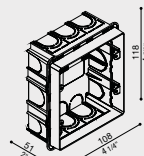


Recess Box 503

Armature à encastrer standard 503

COL.	CODE
	LB11660

Scatola Incasso Standard 506E

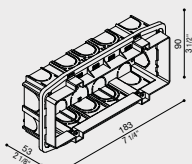


Recess Box 506E

Armature à encastrer standard 506E

COL.	CODE
	LB11670

Scatola Incasso Standard 506L

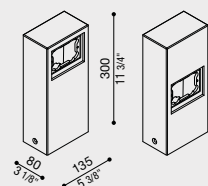


Recess Box 506L

Armature à encastrer standard 506L

COL.	CODE
	LB11680

Palo Stile Next Alluminio



Palo multifunzionale per modelli Stile Next 503 – Stile Next 503 asimmetrico. Adatto per uso esterno, idoneo per applicazioni a pavimento. Struttura palo realizzata in alluminio pressofuso; elevata resistenza all'ossidazione grazie al trattamento di passivazione a base di zirconio e alla verniciatura con resine poliestere stabilizzata ai raggi UV. Bulloneria inclusa.

Aluminium Post Stile Next

Multi-purpose post for Stile Next 503 – Stile Next 503 asymmetric. Suitable for outdoor use and floor installation. Post in die-cast aluminium; highly resistant to oxidation thanks to the zirconium-based passivation treatment and UV stabilized polyester resin coating. Nuts and bolts included.

Poteau aluminium pour Stile Next

Poteau multifonctionnel pour Stile Next 503 – Stile Next asymmetric. Adapté à l'usage à l'extérieur et pour une application au sol. Poteau réalisé en aluminium injecté; haute résistance à l'oxydation, grâce à un traitement de passivation à base de zirconium et laquage poudre à base de résines polyesters, fixées aux rayons UV. Fixation comprise.

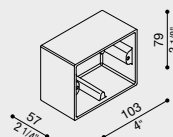
Versione monoemissione -
Unidirectional version - Version unidirectionnelle

COL.	CODE
	LB1100000
	LB1100002
	LB1100001

Versione biemissione - Bidirectional version - Version bidirectionnelle

COL.	CODE
	LB1100003
	LB1100005
	LB1100004

Box Alluminio 503



Box per montaggio sporgente a parete (non per incasso).

Corpo in alluminio primario pressofuso EN-AB44100; elevata resistenza all'ossidazione grazie al trattamento di passivazione a base di zirconio e alla verniciatura con resine poliestere stabilizzata ai raggi UV.

Box in aluminium 503

Box for surface wall mounting (not recessed). Body made of EN-AB44100 die-cast aluminium primary alloy; highly resistant to oxidation thanks to the zirconium-based passivation treatment and UV stabilized polyester resin coating.

Box aluminium 503

Box pour le montage au mur en saillie (pas à encastrement). Corps en aluminium primaire injecté EN-AB44100; haute résistance à l'oxydation grâce au traitement de passivation à base de zirconium et laquage poudre à base de résines polyesters, fixées au rayon UV.

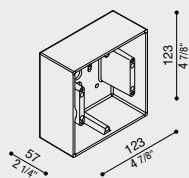
COL.	CODE
	LB11841
	LB1184G



ACCESSORI

Accessories / Accessoires

Box Alluminio 506E



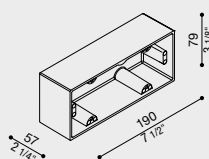
Box per montaggio sporgente a parete (non per incasso).
Corpo in alluminio primario pressofuso EN-AB44100; elevata resistenza all'ossidazione grazie al trattamento di passivazione a base di zirconio e alla verniciatura con resine poliestere stabilizzata ai raggi UV.

Box in aluminium 506E
Box for surface wall mounting (not recessed).
Body made of EN-AB44100 die-cast aluminium primary alloy; highly resistant to oxidation thanks to the zirconium-based passivation treatment and UV stabilized polyester resin coating.

Box Aluminium 506E
Box pour le montage au mur en saillie (pas à encastrement).
Corps en aluminium primaire injecté EN-AB44100; haute résistance à l'oxydation grâce au traitement de passivation à base de zirconium et laquage poudre à base de résines polyesters, fixées au rayon UV.

COL.	CODE
	LB11611
	LB1161G

Box Alluminio 506L



Box per montaggio sporgente a parete (non per incasso).
Corpo in alluminio primario pressofuso EN-AB44100; elevata resistenza all'ossidazione grazie al trattamento di passivazione a base di zirconio e alla verniciatura con resine poliestere stabilizzata ai raggi UV.

Box in aluminium 506L
Box for surface wall mounting (not recessed).
Body made of EN-AB44100 die-cast aluminium primary alloy; highly resistant to oxidation thanks to the zirconium-based passivation treatment and UV stabilized polyester resin coating.

Box Aluminium 506L
Box pour le montage au mur en saillie (pas à encastrement).
Corps en aluminium primaire injecté EN-AB44100; haute résistance à l'oxydation grâce au traitement de passivation à base de zirconium et laquage poudre à base de résines polyesters, fixées au rayon UV.

COL.	CODE
	LB11621
	LB1162G



Disponibile anche con finitura "CORTEN"
Available with CORTEN finish
Finition CORTEN disponible

Ancora un passo avanti

Per l'installazione a terra Stile Next dispone di un robusto paletto in tecnopolimero, nero o verniciato in grigio high tech. Predisposto per alloggiare il modello Stile Next 506-L su un lato e integrabile sull'altro con Stile Next 503 consentendo nuovi utilizzi grazie alla doppia illuminazione; inoltre è predisposto per accogliere anche un coperchio per presa elettrica della Bticino mod. IDROBOX LUNA IP55 - Cod. 24602L.

Another step forward

For ground mounted column installation, Stile Next can offer a sturdy technopolymer post in black or coated in high tech grey. Designed to hold model Stile Next 506-L on one side, and optionally with Stile Next 503 on the other, it can also be used for new purposes thanks to the dual lighting possibility. Furthermore, it has also been designed to accommodate an IP rated electric socket manufactured by Bticino mod. IDROBOX LUNA IP55 - Code 24602L.

Encore un pas en avant

Pour l'installation au sol Stile Next dispose d'un robuste poteau en technopolymère, noir ou laqué de couleur gris High Tech. Conçu pour loger d'un côté le modèle Stile Next 506-L et de l'autre côté pour intégrer le modèle Stile Next 503; il réalise ainsi de nouvelles utilisations grâce au double éclairage; il a été également conçu pour l'application d'un couvercle de la prise de courant Bticino mod. IDROBOX LUNA IP55 - Cod. 24602L.



Fronte - Front - Devant Retro - Back - Derrière

Il paletto è provvisto di coperchi amovibili, che vanno asportati nel caso si applichino gli apparecchi (non inclusi).

The post is provided with removable covers which can be removed to accommodate the luminaires (to be ordered separately).

Le poteau est muni de couvercles amovibles que l'on peut retirer quand on applique les appareils (non inclus).

Stile Next

Design
Lombardo design department



LED



indoor



outdoor

ACCESSORI

Accessories / Accessoires

Pag. 326



Adatto per installazioni a parete e controsoffittature in cartongesso o ad uso esterno.
 Corpo in alluminio primario pressofuso EN-AB44100; elevata resistenza all'ossidazione grazie al trattamento di passivazione a base di zirconio e alla verniciatura con resine poliestere stabilizzata ai raggi UV.
 Diffusore in vetro temprato e serigrafato. Guarnizioni in silicone.
 Bulloneria in acciaio inox A4 o AISI 316L.
 Modello brevettato.

LED 4000K (N) o 3000K (3). Alimentazione diretta 220-240V.
Nessun rischio fotobiologico, RGO gruppo di rischio esente (EN62471).

ENG Suitable for installation on plasterboard walls and ceilings and for outdoor use.

Body made of EN-AB44100 die-cast aluminium primary alloy; highly resistant to oxidization thanks to the zirconium-based passivation treatment and UV stabilized polyester resin coating. Heat tempered and serigraphed glass diffuser. Silicone gaskets. A4 or AISI 316L stainless steel nuts and bolts. Patented model.


LED 4000K (N) or 3000K (3). Integral ballast 220-240V. No risk of photobiological damage, RGO group (EN62471).

FRA Egalement adapté pour les installations murales et les faux plafonds en placoplâtre et à l'usage à l'extérieur.


Corps en aluminium primaire injecté EN-AB44100; haute résistance à l'oxydation grâce au traitement de passivation à base de zirconium et laquage poudre à base de résines polyesters, fixées au rayon UV. Diffuseur en verre trempé et sérigraphié. Joints en silicone. Visserie en acier inox type A4 ou AISI 316L. Modèle breveté.

LED 4000K (N) ou 3000K (3) (blanche chaud). Alimentation intégrée 220-240. Pas de risque photobiologique, RGO groupe (EN62471).

Stile next 103



Stile next 106E




IP66
 Outdoor e waterproof



220-240 V
 Alimentazione diretta

Integral ballast
 Alimentation intégrée

Stile next 106L



Stile next 103 asimmetrica



Anni di garanzia sul circuito LED

Incasso a muro ed in cartongesso senza l'utilizzo di scatola.

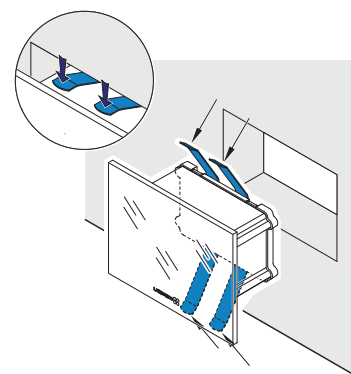
Recessed in wall and plasterboard without any box.

Encastrement dans le mur et dans le placoplâtre sans utilisation de boîte.

Stile next 106L asimmetrica



Stile next 106L asimmetrica orizzontale

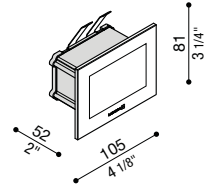
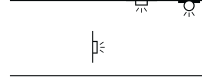


Stile Next

Stile next 103

DIFF.
OPAL.

POSITION



95x70 mm
3 3/4" x 2 3/4"

IP 66 IK 06 1J xx3 C€

LED	W	LM	REAL LM	COL.	CODE *	* LED COLOUR				
A++	3	310	68	⊕	LL642C□	<table border="0"> <tr><td>N</td><td>4000K</td></tr> <tr><td>S</td><td>3000K, lm -5%</td></tr> </table>	N	4000K	S	3000K, lm -5%
N	4000K									
S	3000K, lm -5%									
A++	6	720	170	⊕	LL642D□					
A++	3 24V	360	85	⊕	LL643D□					

Predisposto per singolo ingresso alimentazione. LL643DN/3 alimentatore escluso.

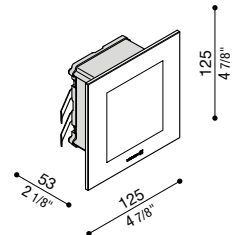
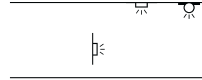
Single cable entry at the back. LL643DN/3 ballast not included.

Entrée d'alimentation simple. LL643DN/3 ballast exclus.

Stile next 106E

DIFF.
OPAL.

POSITION



105x105 mm
4 1/8" x 4 1/8"

IP 66 IK 06 1J xx3 C€

LED	W	LM	REAL LM	COL.	CODE *	* LED COLOUR				
A++	6	720	283	⊕	LL652D□	<table border="0"> <tr><td>N</td><td>4000K</td></tr> <tr><td>S</td><td>3000K, lm -5%</td></tr> </table>	N	4000K	S	3000K, lm -5%
N	4000K									
S	3000K, lm -5%									
A++	6 24V	720	283	⊕	LL653D□					
A++	3	270	96	⊕	LL6523□					

Predisposto per doppio ingresso alimentazione. LL653DN/3 alimentatore escluso.

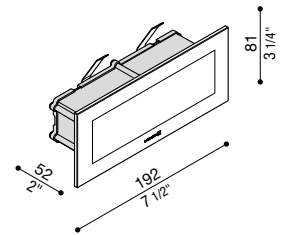
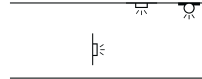
Double cable entry at the back. LL653DN/3 ballast not included.

Possibilité alimentation double entrée. LL653DN/3 ballast exclus.

Stile next 106L

DIFF.
OPAL.

POSITION



172x68 mm
6 3/4" x 2 5/8"

IP 66 IK 06 1J xx3 C€

LED	W	LM	REAL LM	COL.	CODE *	* LED COLOUR				
A++	6	720	217	⊕	LL662D□	<table border="0"> <tr><td>N</td><td>4000K</td></tr> <tr><td>S</td><td>3000K, lm -5%</td></tr> </table>	N	4000K	S	3000K, lm -5%
N	4000K									
S	3000K, lm -5%									
A++	6 24V	720	217	⊕	LL663D□					
A++	3	270	94	⊕	LL6623□					

Predisposto per doppio ingresso alimentazione. LL663DN/3 alimentatore escluso.

Double cable entry at the back. LL663DN/3 ballast not included.

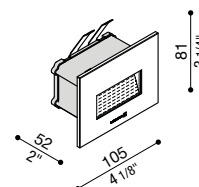
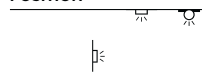
Possibilité alimentation double entrée. LL663DN/3 ballast exclus.



Stile next 103 asimmetrica

DIFF.
TRASP.

POSITION



IP 66 IK 06 1J xx3 CE

LED	W	LM	REAL LM	COL.	CODE *	* LED COLOUR
A++	3	310	45	220-240 V	LL644C□	4000K 3000K, lm -5%

95x70 mm
3 3/4" x 2 3/4"



Predisposto per singolo ingresso alimentazione. Deflettore in alluminio primario pressofuso EN-AB44100.

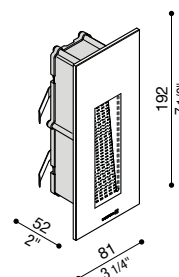
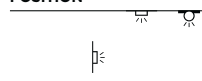
Single cable entry at the back.
Reflector made of EN-AB44100 die-cast aluminium primary alloy.

Entrée d'alimentation simple.
Réflecteur en aluminium primaire injecté EN-AB44100

Stile next 106L asimmetrica

DIFF.
TRASP.

POSITION



IP 66 IK 06 1J xx3 CE

LED	W	LM	REAL LM	COL.	CODE *	* LED COLOUR
A++	3	310	38	220-240 V	LL664C□	4000K 3000K, lm -5%

172x68 mm
6 3/4" x 2 5/8"



Predisposto per doppio ingresso alimentazione. Deflettore in alluminio primario pressofuso EN-AB44100.

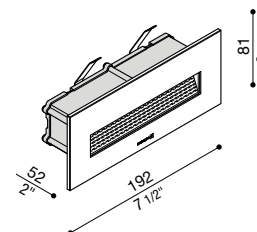
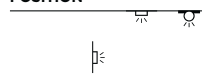
Double cable entries at the back.
Reflector made of EN-AB44100 die-cast aluminium primary alloy.

Possibilità alimentazione double entrée. Réflecteur en aluminium primaire injecté EN-AB44100.

Stile next 106L asimmetrica orizzontale

DIFF.
TRASP.

POSITION



IP 66 IK 06 1J xx3 CE

LED	W	LM	REAL LM	COL.	CODE *	* LED COLOUR
A++	4	490	70	220-240 V	LL666F□	4000K 3000K, lm -5%

172x68 mm
6 3/4" x 2 5/8"



Predisposto per doppio ingresso alimentazione. Deflettore in alluminio primario pressofuso EN-AB44100.

Double cable entry at the back.
Reflector made of EN-AB44100 die-cast aluminium primary alloy.

Possibilità alimentazione double entrée. Réflecteur en aluminium primaire injecté EN-AB44100.

Finishing



Neutro
Neutral
Neutre

* Led colour

- 4000K
- 3000K, lm -5%
- 2700K, lm -5%

Completa il codice sostituendo al quadrato rosso la lettera o il numero corrispondente alla temperatura colore scelta.

Complete the code by replacing the red box with the letter or number corresponding to the selected colour temperature.

Compléter le code en remplaçant le carré rouge par la lettre ou le numéro correspondant à la sélection de température couleur.

Alimentazione diretta

Integral ballast
Alimentation intégrée

220-240 V

Alimentatore escluso

Ballast not included
Sans alimentation

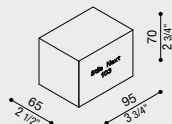


Stile Next

ACCESSORI

Accessories / Accessoires

Cassaforma Polistirolo Stile Next 103



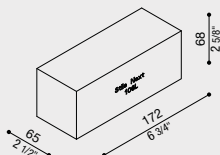
Cassaforma in polistirolo.

Polystyrene mould
Stile Next 503
Polystyrene mould.

Gabarit en polystyrène
Stile Next 103
Gabarit en polystyrène.

COL.	CODE
	LB11571

Cassaforma Polistirolo Stile Next 106L



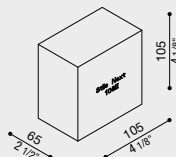
Cassaforma in polistirolo.

Polystyrene mould
Stile Next 106L
Polystyrene mould.

Gabarit en polystyrène
Stile Next 106L
Gabarit en polystyrène.

COL.	CODE
	LB11573

Cassaforma Polistirolo Stile Next 106E



Cassaforma in polistirolo.

Polystyrene mould
Stile Next 106E
Polystyrene mould.

Gabarit en polystyrène
Stile Next 106E
Gabarit en polystyrène.

COL.	CODE
	LB11572

Morsettiere
Terminal blocks



Scaricatori SPD
Surge protector devices



Pag. 420




Stile Next 103/503 Asimmetrica



Stile Next 103/503

Stile Next

Design
Lombardo design department



indoor



outdoor

ACCESSORI

Accessories / Accessoires

Pag. 333



Adatto per incasso da terra a filo della superficie, anche ad uso esterno e carrabile, carico massimo 2000 kg. Corpo in alluminio primario pressofuso EN-AB44100; elevata resistenza all'ossidazione grazie al trattamento di passivazione a base di zirconio e alla verniciatura con resine poliestere stabilizzata ai raggi UV. Diffusore in vetro temprato e serigrafato ad alto spessore 10 mm, solidale al corpo in alluminio tramite doppio strato di resinatura ad alta tenuta. 3 m di cavo di alimentazione H05RN-F pre-cablato e bloccato tramite apposita resinatura posteriore, che rende l'apparecchio inaccessibile.

Il fissaggio del prodotto alla relativa armatura da incasso, fornita a parte, avviene tramite apposite molle di ritenuta che ne consentono l'ancoraggio. Bulloneria in acciaio inox A4 o AISI 316L. Modello brevettato.

LED 4000K (N) o 3000K (3). Alimentazione diretta 220-240V. Nessun rischio fotobiologico, RG0 gruppo di rischio esente (EN62471).

ENG Suitable for recessed flush ground application, also for outdoor use and drive-over, max load 2000 kgs.

Body made of EN-AB44100 die-cast aluminium primary alloy; highly resistant to oxidization thanks to the zirconium-based passivation treatment and UV stabilized polyester resin coating.

Heat tempered and serigraphed glass diffuser, 10 mm thickness, integral to the aluminium body with a double layer of high resistant resin. 3 metre pre-wired cable type H05RN-F, secured by means of a back resin preventing any access to the fixture.

The fixture is fixed to the appropriate recessed box - supplied separately - by means of retaining springs.

Nuts and bolts in A4 stainless steel or AISI 316L. Patented model.

LED 4000K (N) or 3000K (3). Integral ballast 220-240V.

No risk of photobiological damage, RG0 group (EN62471)

FRA Convient également pour une utilisation au sol mais aussi pour une utilisation extérieure carrossable charge maxi 2000kg. Corps en aluminium primaire injecté EN-AB4410; haute résistance à l'oxydation, grâce à un traitement de passivation à base de zirconium et laquage poudre à base de résines polyesters, fixées aux rayons UV.

Diffuseur en verre trempé et sérigraphié épaisseur 10mm; soudé au corps en aluminium par une double couche de résine à haute résistance. Cordon d'alimentation H05RN-F de 3m pré-câblé et bloqué par un tour de résine spéciale, qui rend le dispositif inaccessible.

La fixation du bâti à la boîte d'encastrement, fournie à part, se fait par l'intermédiaire de ressorts d'ancrage. Fixation en acier inox type A4 ou AISI 316L. Modèle breveté.

LED 4000K (N) ou 3000K (3) (blanche chaud). Alimentation intégrée 220-240V. Pas de risque photobiologique, RG0 groupe (EN62471).




IP67
Outdoor e
waterproof



Anni di garanzia
sul circuito LED

Stile next zero 60T



Stile next zero power 60T



Stile next zero 60Q



Stile next zero power 60Q



Stile next zero 120T



Stile next zero power 120T



Stile next zero 120Q

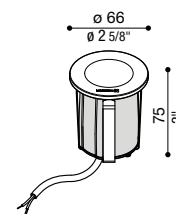


Stile next zero power 120Q



Stile Next

Stile next zero 60T		DIFF. OPAL.		POSITION	
IP 67 IK 10 20J xx9 2000 ^{KG} _{MAX} 60° ^{MAX}					
LED	W	LM	REAL LM	COL.	CODE *
A++	3	230	38	220-240 V	LL104B
				* LED COLOUR	
				4000K 3000K, lm -5%	

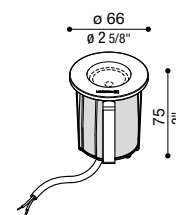


Temperatura massima rilevata sul vetro 60°C.

Max temperature on the glass 60°C.

Température relevée sur le verre 60° C maxi.

Stile next zero power 60T		DIFF. TRASP.		POSITION	
IP 67 IK 10 20J xx9 2000 ^{KG} _{MAX} 60° ^{MAX}					
LED	W	LM	REAL LM	COL.	CODE * *
A++	3	230	93	220-240 V	LL105B
				* OPTIC	
				13° 29° 48°	
				* LED COLOUR	
				4000K 3000K, lm -5%	
A++	2	229	186	220-240 V	LL105A

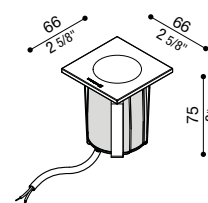


Temperatura massima rilevata sul vetro 60°C.

Max temperature on the glass 60°C.

Température relevée sur le verre 60° C maxi.

Stile next zero 60Q		DIFF. OPAL.		POSITION	
IP 67 IK 10 20J xx9 2000 ^{KG} _{MAX} 60° ^{MAX}					
LED	W	LM	REAL LM	COL.	CODE *
A++	3	230	38	220-240 V	LL134B
				* LED COLOUR	
				4000K 3000K, lm -5%	

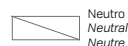


Temperatura massima rilevata sul vetro 60°C.

Max temperature on the glass 60°C.

Température relevée sur le verre 60° C maxi.

Finishing



Neutro
Neutral
Neutre

Alimentazione diretta
Integral ballast
Alimentation intégrée
 220-240 V



Stile next zero power 60Q		DIFF. TRASP.		POSITION			
IP 67 IK 10 20J xx9 2000 ^{KG} _{MAX} 60° ^{MAX}							
LED	W	LM	REAL LM	COL.	CODE * *	* OPTIC	* LED COLOUR
A++	3	230	93	220-240 V	LL135B	13° 29° 48°	4000K 3000K, Im -5%
A++	2	229	186	220-240 V	LL135A		

Temperatura massima rilevata sul vetro 60°C.

Max temperature on the glass 60°C.

Température relevée sur le verre 60°C maxi.

Stile next zero 120T		DIFF. OPAL.		POSITION		
IP 67 IK 10 20J xx9 2000 ^{KG} _{MAX} 55° ^{MAX}						
LED	W	LM	REAL LM	COL.	CODE *	* LED COLOUR
A++	4,5	725	260	220-240 V	LL677H	4000K 3000K, Im -5%

Temperatura massima rilevata sul vetro 55°C.

Max temperature on the glass 55°C.

Température relevée sur le verre 55° C maxi.

Stile next zero power 120T		DIFF. TRASP.		POSITION			
IP 67 IK 10 20J xx9 2000 ^{KG} _{MAX} 70° ^{MAX}							
LED	W	LM	REAL LM	COL.	CODE * *	* OPTIC	* LED COLOUR
A++	8	900	502	220-240 V	LL697H	10° 20° 40°	4000K 3000K, Im -5%
A++	3,5	378	305	220-240 V	LL697C		

Temperatura massima rilevata sul vetro 70°C.

Max temperature on the glass 70°C.

Température relevée sur le verre 70° C maxi.

<p>* Led colour</p> <p> 4000K 3000K, Im -5% 2700K, Im -5%</p>	<p>Completa il codice sostituendo al quadrato rosso la lettera o il numero corrispondente alla temperatura colore scelta.</p>	<p>Complete the code by replacing the red box with the letter or number corresponding to the selected colour temperature.</p>	<p>Compléter le code en remplaçant le carré rouge par la lettre ou le numéro correspondant à la sélection de température couleur.</p>	<p>* Optic</p> <p></p>	<p>Completa il codice sostituendo al quadrato grigio la lettera corrispondente al modello di ottica scelta.</p>	<p>Complete the code by replacing the grey box with the letter corresponding to the selected optic model.</p>	<p>Compléter le code en remplaçant le carré gris par la lettre correspondante au modèle de lentille choisie.</p>
--	--	--	--	-------------------------------	--	--	---

Stile Next

Stile next zero 120Q		DIFF. OPAL.		POSITION	
IP 67 IK 10 20J xx9		CE 2000 ^{KG MAX} 55 ^{° MAX}			
LED	W	LM	REAL LM	COL.	CODE *
A++	4,5	725	260	☑ 220-240 V	LL687H□
				* LED COLOUR	
				N 4000K S 3000K, lm -5%	

Temperatura massima rilevata sul vetro 55°C.

Max temperature on the glass 55°C.

Température relevée sur le verre 55° C maxi.

Stile next zero power 120Q		DIFF. TRASP.		POSITION	
IP 67 IK 10 20J xx9		CE 2000 ^{KG MAX} 70 ^{° MAX}			
LED	W	LM	REAL LM	COL.	CODE **
A++	8	900	502	☑ 220-240 V	LL707H□
				* OPTIC	
				S 10° M 20° L 40°	
				* LED COLOUR	
				N 4000K S 3000K, lm -5%	
A++	3,5	378	305	☑ 220-240 V	LL707C□□

Temperatura massima rilevata sul vetro 70°C.

Max temperature on the glass 70°C.

Température relevée sur le verre 70° C maxi.




Diffusore in vetro temprato e serigrafato ad alto spessore 10 mm
Heat tempered and serigraphed glass diffuser, 10 mm thickness
Diffuseur en verre trempé et sérigraphié, épaisseur 10 mm

Corpo in alluminio pressofuso EN-AB44100
Body made of EN-AB44100 die-cast aluminium primary alloy
Corps en aluminium moulé sous pression EN-AB44100

Resinatura posteriore
Back resin
Couche de résine postérieure

Bulloneria in acciaio Inox A4
Nuts and bolts in A4 stainless steel
Fixation en acier Inox A4



Doppio strato resinatura ad alta tenuta
Double layer of high resistant resin
Double couche de résine à haute résistance

Molle di ritenuta per ancoraggio prodotto
Retaining springs
Ressorts de retenue pour ancrage

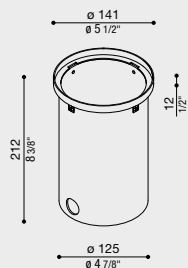
Armatura da incasso in acciaio AISI 316L
Recessed box made of AISI 316L stainless steel
Armature d'encastrement en acier AISI 316L

Cavo di alimentazione H05RN-F pre-cablato da 3 m
3 Metre pre-wired cable type H05RN-F
Câble d'alimentation H05RN-F pré-câblé de 3 m



ACCESSORI
Accessories / Accessoires

Armatura da incasso Stile Next Zero 120T



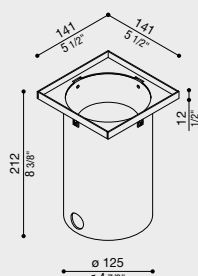
Armatura da incasso completa di collare superiore in acciaio inox AISI 316L, da posizionare a filo con la superficie di installazione.

Recess box Stile Next Zero 120T
Recessed box complete with upper collar made of AISI 316L stainless steel, flush to the installation surface.

Boîte d'encastrement Stile Next Zero 120T
Boîte d'encastrement avec collier supérieur en acier AISI type EN-AB44100, à placer au ras de la surface de montage.

COL.	CODE
	LB11582

Armatura da incasso Stile Next Zero 120Q



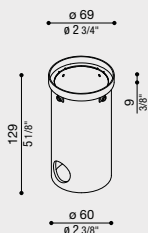
Armatura da incasso completa di collare superiore in acciaio inox AISI 316L, da posizionare a filo con la superficie di installazione.

Recess box Stile Next Zero 120Q
Recessed box complete with upper collar made of AISI 316L stainless steel, flush to the installation surface.

Boîte d'encastrement Stile Next Zero 120Q
Boîte d'encastrement avec collier supérieur en acier AISI type EN-AB44100, à placer au ras de la surface de montage.

COL.	CODE
	LB11581

Armatura da incasso Stile Next Zero 60T



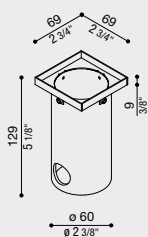
Armatura da incasso completa di collare superiore in acciaio inox AISI 316L, da posizionare a filo con la superficie di installazione.

Recess box Stile Next Zero 60T
Recessed box complete with upper collar made of AISI 316L stainless steel, flush to the installation surface.

Boîte d'encastrement Stile Next Zero 60T
Boîte d'encastrement avec collier supérieur en acier AISI type EN-AB44100, à placer au ras de la surface de montage.

COL.	CODE
	LB11584

Armatura da incasso Stile Next Zero 60Q



Armatura da incasso completa di collare superiore in acciaio inox AISI 316L, da posizionare a filo con la superficie di installazione.

Recess box Stile Next Zero 60Q
Recessed box complete with upper collar made of AISI 316L stainless steel, flush to the installation surface.

Boîte d'encastrement Stile Next Zero 60Q
Boîte d'encastrement avec collier supérieur en acier AISI type EN-AB44100, à placer au ras de la surface de montage.

COL.	CODE
	LB11583

Ventosa Stile Next Zero 120T-120Q



Ventosa per estrazione modelli Stile Next Zero

Suction cup Stile Next Zero 120T-120Q
Suction cup to extract the models Stile Next Zero.

Vetouse pour extraction Stile Next Zero 120T-120Q
Vetouse pour extraction pour les modèles Stile Next Zero.

COL.	CODE
	LB11190

Ventosa Stile Next Zero 60T-60Q



Ventosa per estrazione modelli Stile Next Zero.

Suction cup Stile Next Zero 60T-60Q
Suction cup to extract the models Stile Next Zero.

Vetouse pour extraction Stile Next Zero 60T-60Q
Vetouse pour extraction pour les modèles Stile Next Zero.

COL.	CODE
	LB11191

Stile Next 260

Design
Lombardo design department



Adatto anche ad uso esterno. Base in policarbonato e diffusore in vetro temprato e serigrafato.

Riflettore in alluminio tipo L2-1060. Guarnizioni in silicone.

Doppio pressacavo PG 13+ tappo di chiusura per singola alimentazione.

Viti imperdibili in acciaio inox A4 a testa esagonale ch.2,5.

LED 4000K (N) o 3000K (3). Alimentazione diretta 220-240V.

Nessun rischio fotobiologico, RGO gruppo di rischio esente (EN62471).

ENG Suitable for indoor and outdoor use.

Polycarbonate base and tempered serigraphed glass diffuser.

Reflector made of aluminium type L2-1060.

Silicone gaskets. PG 13 double cable gland + cover for single power supply.

A4 stainless steel captive hex screws size 2.5 mm. Patented model.

LED 4000K (N) or 3000K (3). Integral ballast 220-240V.

No risk of photobiological damage, RGO group (EN62471).

FRA Egalement adapté à l'usage à l'extérieur.

Base en polycarbonate et diffuseur en verre trempé et sérigraphié.

Réflecteur en aluminium type L2-1060. Joints en silicone. Double serre-câble PG

13 + bouchon de fermeture pour alimentation simple. Vis six pans creux ch. 2,5 en acier inox type A4. Modèle breveté.

LED 4000K (N) ou 3000K (3) (blanche chaud).

Alimentation intégrée 220-240.

Pas de risque photobiologique, RGO groupe (EN62471).

Stile next 260



IP66
Outdoor e
waterproof



Anni di garanzia
sul circuito LED



220-240 V
Alimentazione
diretta

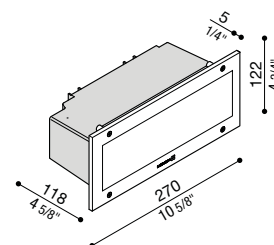
Integral ballast
Alimentation intégrée



Stile next 260

DIFF.
OPAL.

POSITION



IP 66 IK 06 1J xx3 CE

LED	W	LM	REAL LM	COL.	CODE *	* LED COLOUR
A++	10	1300	386		LL785E□	N 4000K 3 3000K, lm -5%
220-240 V						
LAMP	ATT.	LAMP MAX	CFL			
A	E27	1x20			LB7852N	



Lampade dim. max: E27 145 mm Ø 48 mm.

Lamp dim. max: E27 145 mm Ø 48 mm.

Lampes dim. max: E27 145 mm Ø 48 mm.

Finishing



Neutro
Neutral
Neutre

*** Led colour**

Completa il codice sostituendo al quadrato rosso la lettera o il numero corrispondente alla temperatura colore scelta.

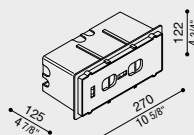
Complete the code by replacing the red box with the letter or number corresponding to the selected colour temperature.

Compléter le code en remplaçant le carré rouge par la lettre ou le numéro correspondant à la sélection de température couleur.

- N 4000K
- 3 3000K, lm -5%
- 2 2700K, lm -5%

Alimentazione diretta
Integral ballast
Alimentation intégrée
✓ 220-240 V

Armatura da incasso Stile 260 Stile Next 260



Armatura da incasso in termoplastico.

Thermoplastic recess box Stile 260 - Stile Next 260
Thermoplastic recess box.

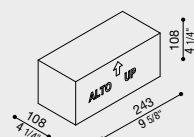
Armature à encastrer Stile 260 / Stile Next 260
Armature à encastrer en matériau thermoplastique.

ACCESSORI

Accessories / Accessoires

COL. CODE
LB11530

Cassaforma Polistirolo Stile 260 Stile Next 260



Cassaforma in polistirolo.

Polystyrene mould Stile 260 - Stile Next 260
Polystyrene mould.

Gabarit en polystyrène Stile 260 / Stile Next 260
Gabarit en polystyrène.

COL. CODE
LB11550

Morsettiere
Terminal blocks



Scaricatori SPD
Surge protector devices



Kit Stile next Post

Design
Lombardo design department



Kit-01 / kit-02 / kit-03 / kit-04: Palo multifunzionale in tecnopolimero completo di coperchi amovibili (da asportare nel caso si applichino apparecchi) e relativa bulloneria.

Kit-05 / kit-06 / kit-07 / kit-08 / kit-09 / kit-10: Palo multifunzionale per modelli Stile next 503 – Stile next 503 asimmetrico. Adatto per uso esterno, idoneo per applicazioni a pavimento. Struttura palo realizzata in alluminio pressofuso; elevata resistenza all'ossidazione grazie al trattamento di passivazione a base di zirconio e alla verniciatura con resine poliestere stabilizzata ai raggi UV. Bulloneria inclusa.

Kit-11 / kit-12: Struttura in cemento per installazione a pavimento con diverse finiture cromatiche e relativa bulloneria. Stile next adatto anche ad uso esterno. Corpo in alluminio primario pressofuso EN-AB44100; elevata resistenza all'ossidazione grazie al trattamento di passivazione a base di zirconio e alla verniciatura con resine poliestere stabilizzata ai raggi UV. Diffusore in vetro temprato e serigrafato.

Guarnizioni in silicone. Bulloneria in acciaio inox A4 o AISI 316L. Modello brevettato.

LED 4000K (N) o 3000K (3). Alimentazione diretta 220-240V.

Nessun rischio fotobiologico, RG0 gruppo di rischio esente (EN62471).



IP66
Outdoor e
waterproof



Anni di garanzia
sul circuito LED



220-240 V
Alimentazione
diretta

*Integral ballast
Alimentation intégrée*



ENG Kit-01 / kit-02 / kit-03 / kit-04: Multi-purpose technopolymer post complete with removable covers (to be removed to accommodate the light fixtures) and all required nuts and bolts.

Kit-05 / kit-06 / kit-07 / kit-08 / kit-09 / kit-10: Multi-purpose post for Stile Next 503 – Stile next 503 asimmetrico. Suitable for outdoor use and floor installation.

Post in die-cast aluminium; highly resistant to oxidization thanks to the zirconium-based passivation treatment and UV stabilized polyester resin coating. Nuts and bolts included.

Kit-11 / kit-12: Body made of concrete for ground application. Available in different colours. Fixing nuts and bolts included.

Stile next suitable for indoor and outdoor use.

Body made of EN-AB44100 die-cast aluminium primary alloy; highly resistant to oxidization due to the zirconium-based passivation treatment and UV stabilized polyester resin coating. Heat tempered and serigraphed glass diffuser. Silicone gaskets. A4 or AISI 316 L stainless steel nuts and bolts. Patented model. **LED 4000K (N) or 3000K (3).**

Integral ballast 220-240V. No risk of photobiological damage, RGO group (EN62471).

FRA Kit-01 / kit-02 / kit-03 / kit-04: Poteau multifonctionnel en technopolymère avec couvercles amovibles (à retirer pour appliquer les appareils) et visserie.

Kit-05 / kit-06 / kit-07 / kit-08 / kit-09 / kit-10: Poteau multifonctionnel pour Stile Next 503 – Stile Next asimmetrico. Adapté à l'usage à l'extérieur et pour une application au sol.

Poteau réalisé en aluminium injecté; haute résistance à l'oxydation, grâce à un traitement de passivation à base de zirconium et laquage poudre à base de résines polyesters, fixées aux rayons UV. Fixation comprise.

Kit-11 / kit-12: Structure en ciment pour installation au sol, avec des couleurs différentes, et visserie (fixation).

Stile next également adapté à l'usage à l'extérieur. Corps en aluminium primaire injecté EN-AB44100; haute résistance à l'oxydation, car passivé à base de zirconium et laquage poudre à base de résines polyesters, fixé aux rayons UV. Diffuseur en verre trempé et sérigraphié. Joints en silicone. Visserie en acier inox type A4 ou AISI 316L. Modèle breveté.

LED 4000K (N) ou 3000K (3) (blanche chaud).

Alimentation intégrée 220-240.

Pas de risque photobiologique, RGO groupe (EN62471).

Kit-01 Stile Next Post



Kit-02 Stile Next Post



Kit-03 Stile Next Post



Kit-04 Stile next Post



Kit-05 Stile Next Post



Kit-06 Stile Next Post



Kit-07 Stile Next Post



Kit-08 Stile Next Post



Kit-09 Stile Next Post



Kit-10 Stile Next Post



Kit-11 Stile Next Post



Kit-12 Stile Next Post



Kit Stile next Post

Kit-01 Stile Next Post

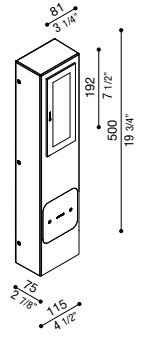

IP 66 IK 06 1J xx3 CE

LED	W	LM	REAL LM	COL.	CODE *	* LED COLOUR
A++	6	720	283	⊕	LL661001□	N 4000K
				⊕	LL661005□	S 3000K, lm -5%
				⊕	LL661009□	

Versione Monoemissione. Kit composto dagli attuali codici LB11652/G/K + LL661DN/3.

Unidirectional version. Kit consisting of the current codes LB11652/G/K + LL661DN/3.

Version unidirectionnelle. Kit composé des codes actuels LB11652/G/K + LL661DN/3.



Kit-02 Stile Next Post

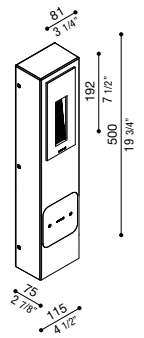
IP 66 IK 06 1J xx3 CE

LED	W	LM	REAL LM	COL.	CODE *	* LED COLOUR
A++	3	310	38	⊕	LL661002□	N 4000K
				⊕	LL661006□	S 3000K, lm -5%
				⊕	LL661010□	

Versione Monoemissione. Kit composto dagli attuali codici LB11652/G/K + LL663CN/3.

Unidirectional version. Kit consisting of the current codes LB11652/G/K + LL663CN/3.

Version unidirectionnelle. Kit composé des codes actuels LB11652/G/K + LL663CN/3.



Kit-03 Stile Next Post

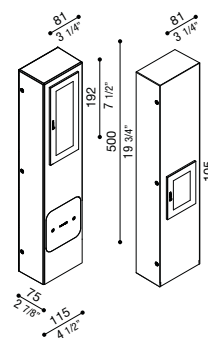

IP 66 IK 06 1J xx3 CE

LED	W	LM	REAL LM	COL.	CODE *	* LED COLOUR
A++	6+3		283+68	⊕	LL661003□	N 4000K
				⊕	LL661007□	S 3000K, lm -5%
				⊕	LL661011□	

Versione Biemissione. Kit composto dagli attuali codici LB11652/G/K + LL661DN/3 + LL641CN/3.

Bidirectional version. Kit consisting of the current codes LB11652/G/K + LL661DN/3 + LL641CN/3.

Version bidirectionnelle. Kit composé des codes actuels LB11652/G/K + LL661DN/3 + LL641CN/3.



Kit-04 Stile next Post

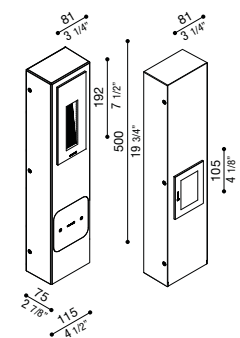
IP 66 IK 06 1J xx3 CE

LED	W	LM	REAL LM	COL.	CODE *	* LED COLOUR
A++	3+3		38+68	⊕	LL661004□	N 4000K
				⊕	LL661008□	S 3000K, lm -5%
				⊕	LL661012□	

Versione Biemissione. Kit composto dagli attuali codici LB11652/G/K + LL663CN/3 + LL641CN/3.

Bidirectional version. Kit consisting of the current codes LB11652/G/K + LL663CN/3 + LL641CN/3.

Version bidirectionnelle. Kit composé des codes actuels LB11652/G/K + LL663CN/3 + LL641CN/3.

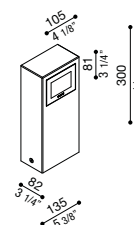




Kit-05 Stile Next Post

DIFF. OPAL.

POSITION



IP 66 IK 06 1J xx3 C E

LED	W	LM	REAL LM	COL.	CODE *	* LED COLOUR
A++	3	310	68	⊕	LL110000□	N 4000K 3 3000K, Im -5%
					LL110012□	
					LL110006□	
A++	6	720	170	⊕	LL110018□	
					LL110019□	
					LL110020□	

Versione Monoemissione. Kit composto dagli attuali codici LB1100000/1/2 + LL641CN/3.

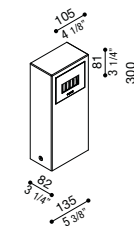
Unidirectional version. Kit consisting of the current codes LB1100000/1/2 + LL641CN/3.

Version unidirectionnelle. Kit composé des codes actuels LB1100000/1/2 + LL641CN/3.

Kit-06 Stile Next Post

DIFF. TRASP.

POSITION



IP 66 IK 06 1J xx3 C E

LED	W	LM	REAL LM	COL.	CODE *	* LED COLOUR
A++	3	310	45	⊕	LL110001□	N 4000K 3 3000K, Im -5%
					LL110013□	
					LL110007□	

Versione monoemissione. Kit composto dagli attuali codici LB1100000/1/2 + LL643CN/3.

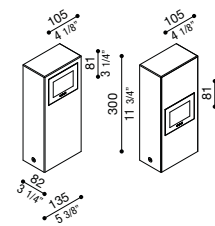
Unidirectional version. Kit consisting of the current codes LB1100000/1/2 + LL643CN/3.

Version unidirectionnelle. Kit composé des codes actuels LB1100000/1/2 + LL643CN/3.

Kit-07 Stile Next Post

DIFF. OPAL.

POSITION



IP 66 IK 06 1J xx3 C E

LED	W	LM	REAL LM	COL.	CODE *	* LED COLOUR
A++	3+3		68+68	⊕	LL110002□	N 4000K 3 3000K, Im -5%
					LL110014□	
					LL110008□	
A++	6+6		170+170	⊕	LL110021□	
					LL110022□	
					LL110023□	

Versione Biemissione. Kit composto dagli attuali codici LB1100003/4/5 + LL641CN/3 + LL641CN/3.

Bidirectional version. Kit consisting of the current codes LB1100003/4/5 + LL641CN/3 + LL641CN/3.

Version bidirectionnelle. Kit composé des codes actuels LB1100003/4/5 + LL641CN/3 + LL641CN/3.

Finishing

Nero da stampaggio Black Noir moulé	Grigio antracite RAL 7021 Grey anthracite RAL 7021 Gris anthracite RAL 7021
Grigio High Tech RAL 9006 Grey High Tech RAL 9006 Gris High Tech RAL 9006	Cemento grigio Concrete, grey Ciment, gris
Corten Corten Corten	

- * Led colour
- N 4000K
- 3 3000K, Im -5%
- 2 2700K, Im -5%

Completa il codice sostituendo al quadrato rosso la lettera o il numero corrispondente alla temperatura colore scelta.

Complete the code by replacing the red box with the letter or number corresponding to the selected colour temperature.

Compléter le code en remplaçant le carré rouge par la lettre ou le numéro correspondant à la sélection de température couleur.

Alimentazione diretta
Integral ballast
Alimentation intégrée

✓ 220-240 V

Kit Stile next Post

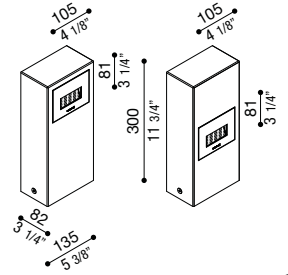
Kit-08 Stile Next Post

IP66 IK 06 1J xx3 C E

LED	W	LM	REAL LM	COL.	CODE *	* LED COLOUR
A++	3+3	45+45	220-240 V		LL110003 □	N 4000K
					LL110015 □	3 3000K, lm -5%
					LL110009 □	

DIFF. TRASP.

POSITION



Versione Biemissione. Kit composto dagli attuali codici LB1100003/4/5 + LL643CN/3 + LL643CN/3.

Bidirectional version. Kit consisting of the current codes LB1100003/4/5 + LL643CN/3 + LL643CN/3.

Version bidirectionnelle. Kit composé des codes actuels LB1100003/4/5 + LL643CN/3 + LL643CN/3.

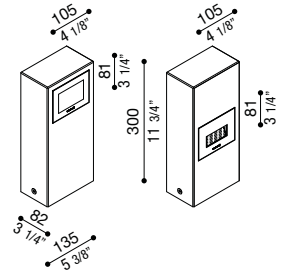
Kit-09 Stile Next Post

IP66 IK 06 1J xx3 C E

LED	W	LM	REAL LM	COL.	CODE *	* LED COLOUR
A++	3+3	68+45	220-240 V		LL110004 □	N 4000K
					LL110016 □	3 3000K, lm -5%
					LL110010 □	

DIFF. TRASP.

POSITION



Versione Biemissione. Kit composto dagli attuali codici LB1100003/4/5 + LL641CN/3 + LL643CN/3.

Bidirectional version. Kit consisting of the current codes LB1100003/4/5 + LL641CN/3 + LL643CN/3.

Version bidirectionnelle. Kit composé des codes actuels LB1100003/4/5 + LL641CN/3 + LL643CN/3.

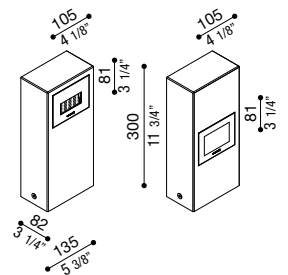
Kit-10 Stile Next Post

IP66 IK 06 1J xx3 C E

LED	W	LM	REAL LM	COL.	CODE *	* LED COLOUR
A++	3+3	45+68	220-240 V		LL110005 □	N 4000K
					LL110017 □	3 3000K, lm -5%
					LL110011 □	

DIFF. TRASP.

POSITION



Versione Biemissione. Kit composto dagli attuali codici LB1100003/4/5 + LL643CN/3 + LL641CN/3.

Bidirectional version. Kit consisting of the current codes LB1100003/4/5 + LL643CN/3 + LL641CN/3.

Version bidirectionnelle. Kit composé des codes actuels LB1100003/4/5 + LL643CN/3 + LL641CN/3.

Finishing

	Nero da stampaggio Black Noir moulé		Grigio antracite RAL 7021 Grey anthracite RAL 7021 Gris anthracite RAL 7021
	Grigio High Tech RAL 9006 Grey High Tech RAL 9006 Gris High Tech RAL 9006		Cemento grigio Concrete, grey Ciment, gris
	Corten Corten Corten		

* Led colour

- N 4000K
- 3 3000K, lm -5%
- 2 2700K, lm -5%

Completa il codice sostituendo al quadrato rosso la lettera o il numero corrispondente alla temperatura colore scelta.

Complete the code by replacing the red box with the letter or number corresponding to the selected colour temperature.

Compléter le code en remplaçant le carré rouge par la lettre ou le numéro correspondant à la sélection de température couleur.

Alimentazione diretta

Integral ballast
Alimentation intégrée

✓ 220-240 V



Kit-11 Stile Next Post				DIFF. OPAL.	POSITION 	
IP 66 IK 06 1J xx3 CE						
LED	W	LM	REAL LM	COL.	CODE *	* LED COLOUR
A++	3	310	68	220-240 V	LL642C854	4000K 3000K, lm -5%

Kit composto dagli attuali codici LB11854 + LL642CN/3.

Kit consisting of the current codes LB11854 + LL642CN/3.

Kit composé des codes actuels LB11854 + LL642CN/3.

Kit-12 Stile Next Post				DIFF. TRASP.	POSITION 	
IP 66 IK 06 1J xx3 CE						
LED	W	LM	REAL LM	COL.	CODE *	* LED COLOUR
A++	3	310	45	220-240 V	LL644C854	4000K 3000K, lm -5%

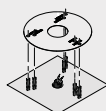
Kit composto dagli attuali codici LB11854 + LL644CN/3.

Kit consisting of the current codes LB11854 + LL644CN/3.

Kit composé des codes actuels LB11854 + LL644CN/3.

ACCESSORI
Accessories / Accessoires

Dima e kit di fissaggio Palo Still



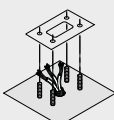
Dima, tirafondi e minuteria per ancoraggio del basamento al terreno.

Template and fixing kit Still Post diam. 60 mm.
Template, fixing bolts and small metal parts to secure the base to the ground.

Gabarit, tire-fond et visserie pour ancrage du poteau Still
Gabarit, tire-fond et visserie pour l'ancrage du socle au sol.

COL. CODE
LB11254

Dima e kit di fissaggio Palo Stile Next



Dima, tirafondi e minuteria per ancoraggio del palo al terreno.

Template and fixing kit for post Stile Next
Template, fixing bolts and small metal parts to secure the post to the ground.

Gabarit, tire-fond et visserie pour ancrage du poteau Stile Next
Gabarit, tire-fond et visserie pour ancrage du poteau au sol.

COL. CODE
LB11255

Morsettiere
Terminal blocks



Scaricatori SPD
Surge protector devices



Cemento style

Design
Vesperini - Della Noce





Cemento Style Modulo A 118

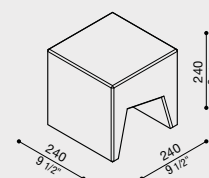


Apparecchio non incluso. Struttura in cemento per installazione a pavimento con relativa bulloneria. Peso dell'accessorio in cemento con prodotto inserito: 16.5kg. Prodotti associati: Stile Next 103

Cemento Style - Modulo A 118
Lighting fixture not included. Body made of concrete for ground application. Fixing nuts and bolts included. Total weight of the concrete post with product fitted inside: 16.5Kg/36.37Lb. Suitable for fitting with our Stile Next 103.

Cemento Style - Modulo A 118
Appareil non inclus. Structure en ciment pour installation au sol, avec visserie (fixation). Poids brut du support avec bâti inclus: 16.5Kg/36.37Lb. Produits complémentaires: Stile Next 103.

COL. CODE
LB12114



Cemento Style Modulo R

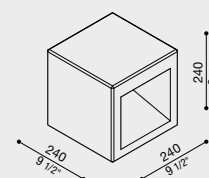


Apparecchio non incluso. Struttura in cemento per installazione a pavimento con relativa bulloneria. Peso dell'accessorio in cemento con prodotto inserito: 13kg. Prodotti associati: Stile Next 103

Cemento Style - Modulo R
Lighting fixture not included. Body made of concrete for ground application. Fixing nuts and bolts included. Total weight of the concrete post with product fitted inside: 13Kg/28.66Lb. Suitable for fitting with our Stile Next 103.

Cemento Style - Modulo R
Appareil non inclus. Structure en ciment pour installation au sol, avec visserie (fixation). Poids brut du support avec bâti inclus: 13Kg/28.66Lb. Produits complémentaires: Stile Next 103.

COL. CODE
LB12134



Cemento Style 103

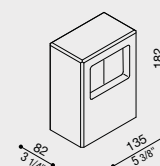


Apparecchio non incluso. Struttura in cemento per installazione a pavimento con relativa bulloneria. Peso dell'accessorio in cemento con prodotto inserito: 2.7kg. Prodotti associati: Stile Next 103 - Stile Next 103 Asimmetrica.

Cemento Style 103
Lighting fixture not included. Body made of concrete for ground application. Fixing nuts and bolts included. Total weight of the concrete post with product fitted inside: 2.7Kg/5.95Lb. Suitable for fitting with our Stile Next 103; Stile Next 103 Asimmetrica.

Cemento Style 103
Appareil non inclus. Structure en ciment pour installation au sol, avec visserie (fixation). Poids brut du support avec bâti inclus: 2.7Kg/5.95Lb. Produits complémentaires: Stile Next 103 - Stile Next 103 Asimmetrica.

COL. CODE
LB11854




Downlight

Design
Lombardo design department



LED



indoor



Adatto per installazioni in controsoffittature di cartongesso ad uso interno. Corpo in metallo zincato a freddo con elevata resistenza all'ossidazione, verniciato con resine di poliestere stabilizzate ai raggi UV. Dissipatore in alluminio lega 6060 T5, con trattamento di anodizzazione naturale. Diffusore in PMMA satinato. Installazione ad incasso tramite molle. Alimentatore incluso, esterno al prodotto. Dimmerazione disponibile. Bulloneria in acciaio inox A4 o AISI 316L. **LED 4000K (N) o 3000K (3). Alimentazione diretta 220-240V. Nessun rischio fotobiologico, RG0 gruppo di rischio esente (EN62471).**

ENG Suitable for installation on plasterboard walls and ceilings and for indoor use. Body made of cold galvanized metal, highly resistant to oxidization due to the UV stabilized polyester resin coating. Aluminium alloy 6060 T5 heat sink with natural anodizing treatment. Diffuser made of PMMA, satin effect, joined to the body by means of a silicone gasket. Recessed installation by means of retaining spring. Ballast included, external to the product. Dimmable version available. A4 or AISI 316L stainless steel nuts and bolts. **LED 4000K (N) or 3000K (3). Integral ballast 220-240V. No risk of photobiological damage, RG0 group (EN62471).**

FRA Également adapté pour les installations murales et les faux plafonds en placoplâtre et à l'usage à l'extérieur. Corps en métal zingué à froid dont la résistance à l'oxydation est très élevée, verni avec des résines de Polyester stabilisées aux rayons UV. Dissipateur en aluminium alliage 6060 T5, avec traitement d'anodisation naturelle. Diffuseur en PMMA satiné, fixé au corps au moyen d'un joint en silicone. Installation à encastrement au moyen de ressorts. Alimentateur inclus, extérieur au produit. Version dimmable disponible. Fixation en acier inox type A4 ou AISI 316L. **LED 4000K (N) ou 3000K (3) (blanche chaude). Alimentation intégrée 220-240. Pas de risque photobiologique, RG0 groupe (EN62471).**

Downlight 40Q



Downlight 60Q



Downlight 120Q



Downlight 40T



Downlight 60T



Downlight 120T



Anni di garanzia sul circuito LED

Downlight

Downlight 40Q				DIFF. POLIGLASS	POSITION		
IP 40 IP 44 IK 06 1J xx3 C€							
LED	W	LM	REAL LM	COL.	CODE *	* LED COLOUR	
A++	7,5	700	260	<input type="checkbox"/> <input checked="" type="checkbox"/> 220-240 V	<input type="text"/>	LL122027 <input type="checkbox"/>	<input checked="" type="checkbox"/> 4000K <input type="checkbox"/> 3000K, lm -5%
A++	7,5	700	260	<input checked="" type="checkbox"/> 220-240 V1-10V PUSH	<input type="text"/>	LL122028 <input type="checkbox"/>	
A++	7,5	700	260	<input checked="" type="checkbox"/> DALI	<input type="text"/>	LL122029 <input type="checkbox"/>	

Versione quadrata. Peso prodotto: 0,15 kg.

Square version. Product weight: 0.15 Kg/0.33Lb.

Version carrée. Poids produit: 0.15 Kg/0.33Lb.

Downlight 60Q				DIFF. POLIGLASS	POSITION		
IP 40 IP 44 IK 06 1J xx3 C€							
LED	W	LM	REAL LM	COL.	CODE *	* LED COLOUR	
A++	8	965	464	<input type="checkbox"/> <input checked="" type="checkbox"/> 220-240 V	<input type="text"/>	LL122006 <input type="checkbox"/>	<input checked="" type="checkbox"/> 4000K <input type="checkbox"/> 3000K, lm -5%
A++	8	965	464	<input type="checkbox"/> 1-10V PUSH	<input type="text"/>	LL122007 <input type="checkbox"/>	
A++	8	965	464	<input type="checkbox"/> DALI	<input type="text"/>	LL122008 <input type="checkbox"/>	
A++	10	1215	710	<input type="checkbox"/> <input checked="" type="checkbox"/> 220-240 V	<input type="text"/>	LL122009 <input type="checkbox"/>	
A++	10	1215	710	<input type="checkbox"/> 1-10V PUSH	<input type="text"/>	LL122010 <input type="checkbox"/>	
A++	10	1215	710	<input type="checkbox"/> DALI	<input type="text"/>	LL122011 <input type="checkbox"/>	

Versione quadrata. Peso prodotto: 0,25 kg.

Square version. Product weight: 0.25 Kg/0.55Lb.

Version carrée. Poids produit: 0.25 kg/0.55Lb.

Finishing

Bianco RAL 9010
White RAL 9010
Blanc RAL 9010

* Led colour

4000K
 3000K, lm -5%

Completa il codice sostituendo al quadrato rosso la lettera o il numero corrispondente alla temperatura colore scelta.

Complete the code by replacing the red box with the letter or number corresponding to the selected colour temperature.

Compléter le code en remplaçant le carré rouge par la lettre ou le numéro correspondant à la sélection de température couleur.

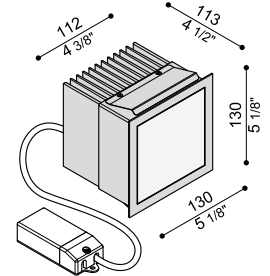
Alimentazione diretta
Integral ballast
Alimentation intégrée
 220-240 V



Downlight 120Q

DIFF. POLIGLASS

POSITION



IP 40 IP 44 IK 06 1J xx3 C€

LED	W	LM	REAL LM		COL.	CODE *	* LED COLOUR
A++	18	2060	1335	<input type="checkbox"/> <input checked="" type="checkbox"/> 220-240 V		LL122018	<input type="checkbox"/> 4000K <input checked="" type="checkbox"/> 3000K, lm -5%
A++	18	2060	1335	<input type="checkbox"/> 1-10V PUSH		LL122019	
A++	18	2060	1335	<input type="checkbox"/> DALI		LL122020	
A++	22	2770	1615	<input type="checkbox"/> <input checked="" type="checkbox"/> 220-240 V		LL122021	
A++	22	2770	1615	<input type="checkbox"/> 1-10V PUSH		LL122022	
A++	22	2770	1615	<input type="checkbox"/> DALI		LL122023	

120x120 mm
4 3/4" x 4 3/4"



Versione quadrata. Peso prodotto: 2.5 kg.

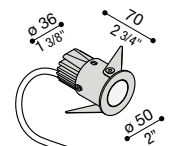
Square version. Product weight: 2.5 Kg/5.51Lb.

Version carrée. Poids produit: 2.5 kg /5.51Lb.

Downlight 40T

DIFF. POLIGLASS

POSITION



IP 40 IP 44 IK 06 1J xx3 C€

LED	W	LM	REAL LM		COL.	CODE *	* LED COLOUR
A++	7,5	700	274	<input type="checkbox"/> <input checked="" type="checkbox"/> 220-240 V		LL122024	<input type="checkbox"/> 4000K <input checked="" type="checkbox"/> 3000K, lm -5%
A++	7,5	700	274	<input type="checkbox"/> 1-10V PUSH		LL122025	
A++	7,5	700	274	<input type="checkbox"/> DALI		LL122026	

ø 40 mm
ø 1 5/8"

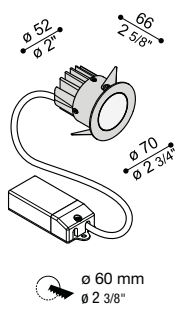


Versione tonda. Peso prodotto: 0.15 kg.

Round version. Product weight: 0.15 Kg/0.33Lb.

Version ronde. Poids produit: 0.15 Kg /0.33Lb.

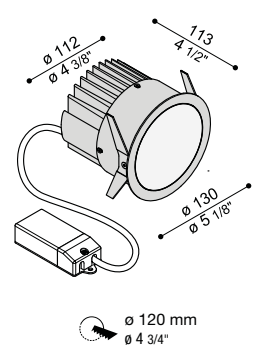
Downlight

Downlight 60T				DIFF. POLIGLASS	POSITION		
IP 40 IP 44 IK 06 1J xx3 CE							
LED	W	LM	REAL LM	COL.	CODE *	* LED COLOUR	
A++	8	965	409	<input type="checkbox"/> <input checked="" type="checkbox"/> 220-240 V	<input type="text"/>	LL122000 <input type="checkbox"/>	<input type="checkbox"/> 4000K <input checked="" type="checkbox"/> 3000K, lm -5%
A++	8	965	409	<input type="checkbox"/> 1-10V PUSH	<input type="text"/>	LL122001 <input type="checkbox"/>	
A++	8	965	409	<input type="checkbox"/> DALI	<input type="text"/>	LL122002 <input type="checkbox"/>	
A++	10	1215	693	<input type="checkbox"/> <input checked="" type="checkbox"/> 220-240 V	<input type="text"/>	LL122003 <input type="checkbox"/>	
A++	10	1215	693	<input type="checkbox"/> 1-10V PUSH	<input type="text"/>	LL122004 <input type="checkbox"/>	
A++	10	1215	693	<input type="checkbox"/> DALI	<input type="text"/>	LL122005 <input type="checkbox"/>	

Versione tonda. Peso prodotto: 0.2 kg.

Round version. Product weight: 0.2 Kg/0.44Lb.

Version ronde. Poids produit: 0.2 kg/0.44Lb.

Downlight 120T				DIFF. POLIGLASS	POSITION		
IP 40 IP 44 IK 06 1J xx3 CE							
LED	W	LM	REAL LM	COL.	CODE *	* LED COLOUR	
A++	18	2060	1356	<input type="checkbox"/> <input checked="" type="checkbox"/> 220-240 V	<input type="text"/>	LL122012 <input type="checkbox"/>	<input type="checkbox"/> 4000K <input checked="" type="checkbox"/> 3000K, lm -5%
A++	18	2060	1356	<input type="checkbox"/> 1-10V PUSH	<input type="text"/>	LL122013 <input type="checkbox"/>	
A++	18	2060	1356	<input type="checkbox"/> DALI	<input type="text"/>	LL122014 <input type="checkbox"/>	
A++	22	2770	1681	<input type="checkbox"/> <input checked="" type="checkbox"/> 220-240 V	<input type="text"/>	LL122015 <input type="checkbox"/>	
A++	22	2770	1681	<input type="checkbox"/> 1-10V PUSH	<input type="text"/>	LL122016 <input type="checkbox"/>	
A++	22	2770	1681	<input type="checkbox"/> DALI	<input type="text"/>	LL122017 <input type="checkbox"/>	

Versione tonda. Peso prodotto: 2 kg.

Round version. Product weight: 2 Kg/4.40Lb.

Version ronde. Poids produit: 2 kg/4.40Lb.

Finishing

Bianco RAL 9010
White RAL 9010
Blanc RAL 9010

* Led colour

4000K
 3000K, lm -5%

Completa il codice sostituendo al quadrato rosso la lettera o il numero corrispondente alla temperatura colore scelta.

Complete the code by replacing the red box with the letter or number corresponding to the selected colour temperature.

Compléter le code en remplaçant le carré rouge par la lettre ou le numéro correspondant à la sélection de température couleur.

Alimentazione diretta
Integral ballast
Alimentation intégrée


220-240 V



Downlight 60Q



Downlight 120Q



Downlight 120T

Quid

Design
Italo Belussi



LED



indoor



outdoor

ACCESSORI

Accessories / Accessoires

Pag. 356



Unità di alimentazione, adatta anche ad uso esterno se abbinata a suoi accessori, con driver 220 - 240V integrato e Led Chip on Board di ultima generazione con potenze fino a 22W. Struttura estetica e portante caratterizzata da alta capacità di dissipazione, un'elevata efficienza energetica e elevate intensità luminose in asse. Realizzato in alluminio pressofuso ad elevata resistenza all'ossidazione grazie al trattamento di passivazione a base di zirconio e alla verniciatura con resine poliestere stabilizzata ai raggi UV. Guarnizioni in silicone per mantenimento grado IP66. Bulloneria in acciaio inox A4. Diffusore realizzato in Policarbonato ottico ad alto spessore, tramite stampaggio ad iniezione proprio e successive rifiniture manuali. Colorazione trasparente con finitura specchio diamantata o PoliGlass con effetto acidatura. **LED 4000K (N) o 3000K (3). Alimentazione diretta 220-240V.**

Nessun rischio fotobiologico, RGO gruppo di rischio esente (EN62471).

ENG Power unit, also suitable for outdoor use if combined with its accessories. Integrated driver 220 - 240V and the latest generation of Led Chip on Board with ratings of up to 22W. The styling and load bearing structure with features a high dissipation capacity, high power efficiency and high axial light intensity. Made of die-cast aluminium primary alloy, it is highly resistant to oxidization thanks to the zirconium-based passivation treatment and UV stabilized polyester resin coating. Silicone gaskets IP66. A4 stainless steel nuts and bolts. Diffuser made of very thick, optical polycarbonate by means of injection moulding and subsequent manual finishing. Transparent colouring with diamond mirror finish or PoliGlass with etched effect. **LED 4000K (N) and 3000K (3). Integral ballast 220-240V. No risk of photobiological damage, RGO (EN62471).**

FRA Bloc d'alimentation, adapté aussi pour utilisation en extérieur si "il est combiné avec ses accessoires, avec alimentation intégrée 220 - 240V et Led Chip on Board de dernière génération avec puissances jusqu'à 22W. Structure esthétique et porteuse caractérisée par une haute capacité de dissipation, une haute efficacité énergétique et de fortes intensités lumineuses sur l'axe. Corps en aluminium primaire injecté; haute résistance à l'oxydation grâce au traitement de passivation à base de zirconium et laquage poudre à base de résines polyesters, fixées au rayon UV. Joints en silicone pour maintenir degré IP66. Fixation en acier inox type A4. Diffuseur réalisé en Polycarbonate optique, de forte épaisseur, au moyen d'un moulage à injection et d'ultérieures finitions manuelles. Coloration Transparente avec finition miroir diamantée ou poliGLASS avec effet gravure. **LED 4000K (N) ou 3000K (3). Alimentation intégrée 220-240V. Pas de risque photobiologique, RGO groupe sans risque (EN62471).**

Quid 110



Quid 160



IP66
Outdoor e
waterproof



Anni di garanzia
sul circuito LED

Quid 110 Snodo Laterale



Quid 160 Snodo Laterale



Quid 110 Snodo Posteriore



Quid 160 Snodo Posteriore




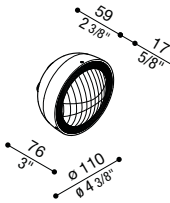




Quid 110 Vintage




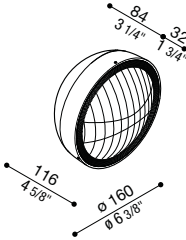




Quid 160 Vintage



Quid

Quid 110				DIFF. POLIGLASS	DIFF. TRASP.	POSITION 		
IP 66 IK 08 5J xx7 CE								
LED	W	LM	REAL LM	COL.	CODE *	CODE *	* LED COLOUR	
A++	8	965	620	 220-240 V		LL105017□ LL105111□ LL105112□ LL105113□	LL105085□ LL105114□ LL105115□ LL105116□	 4000K  3000K, lm -5%



Quid 160				DIFF. POLIGLASS	DIFF. TRASP.	POSITION 		
IP 66 IK 08 5J xx7 CE								
LED	W	LM	REAL LM	COL.	CODE *	CODE *	* LED COLOUR	
A++	18	2060	1516	 220-240 V		LL105020□ LL105117□ LL105118□ LL105119□	LL105086□ LL105120□ LL105121□ LL105122□	 4000K  3000K, lm -5%



Quid 110

QUID 110/160

Coppe posteriori adatte per uso esterno, idonee per installazione a parete, plafone o palo, già predisposte per posizionamento perpendicolare o inclinato di 55° rispetto alla superficie di appoggio. Struttura Coppa realizzata in Policarbonato ad alto spessore, tramite stampaggio ad iniezione proprio e successive rifiniture manuali.

QUID 110/160

Rear bases suitable for external use, ideal for wall, ceiling mounting or post, pre-arranged for positioning perpendicularly or at an angle of 55° compared with the mounting surface. The body of the Base is made of very thick polycarbonate by means of injection moulding and subsequent manual finishing.

QUID 110/160

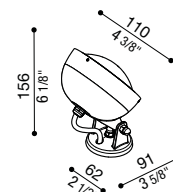
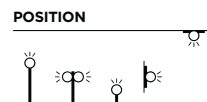
Coupes postérieures convenant à l'usage à l'extérieur, adaptées pour l'installation murale, plafond ou au poteau, déjà prédisposées pour positionnement perpendiculaire ou incliné à 55° par rapport à la surface d'appui. Structure Coupe réalisée en Polycarbonate, de forte épaisseur, au moyen d'un moulage à injection et d'ultérieurs finitions manuelles.



Quid 110 Snodo Laterale

IP66 IK 08 5J xx7 CE

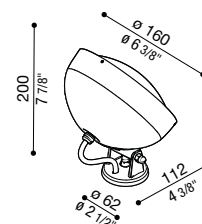
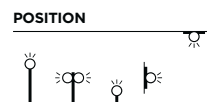
LED	W	LM	REAL LM	COL.	CODE *	CODE *	* LED COLOUR
A++					LL105018 □	LL105081 □	[N] 4000K [3] 3000K, lm -5%
	8	965	620	⊕ 220-240 V	LL105087 □	LL105090 □	
					LL105088 □	LL105091 □	
					LL105089 □	LL105092 □	



Quid 160 Snodo Laterale

IP66 IK 08 5J xx7 CE

LED	W	LM	REAL LM	COL.	CODE *	CODE *	* LED COLOUR
A++					LL105021 □	LL105083 □	[N] 4000K [3] 3000K, lm -5%
	18	2060	1516	⊕ 220-240 V	LL105099 □	LL105102 □	
					LL105100 □	LL105103 □	
					LL105101 □	LL105104 □	



QUID 110/160 SNODO LATERALE
 Bracco con snodo laterale adatto per uso esterno.
 Consente una rotazione di -90° / +90° attorno all'asse verticale e -90° / +45° intorno all'asse orizzontale.

QUID 110/160 SNODO LATERALE
 Bracket with side joint suitable for outdoor use. It allows a -90° / +90° rotation about the vertical axis and -90° / +45° about the horizontal axis.

QUID 110/160 SNODO LATERALE
 Bras avec articulation latérale, convient à l'usage à l'extérieur. Consent une rotation de -90° / +90° autour de l'axe vertical et de -90° / +45° autour de l'axe horizontal.

Finishing

	Bianco RAL 9010 White RAL 9010 Blanc RAL 9010		Grigio antracite RAL 7021 Grey anthracite RAL 7021 Gris anthracite RAL 7021
	Grigio High Tech RAL 9006 Grey High Tech RAL 9006 Gris High Tech RAL 9006		Corten Corten Corten

*** Led colour**
 [N] 4000K
 [3] 3000K, lm -5%

Completa il codice sostituendo al quadrato rosso la lettera o il numero corrispondente alla temperatura colore scelta.

Complete the code by replacing the red box with the letter or number corresponding to the selected colour temperature.

Compléter le code en remplaçant le carré rouge par la lettre ou le numéro correspondant à la sélection de température couleur.

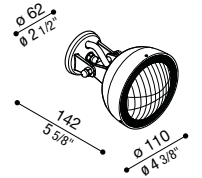
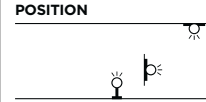
Alimentazione diretta
 Integral ballast
 Alimentation intégrée
 Ⓢ 220-240 V

Quid

Quid 110 Snodo Posteriore

IP 66 IK 08 5J xx7 CE

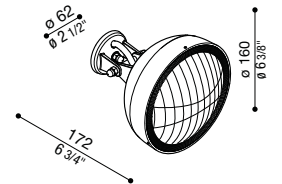

LED	W	LM	REAL LM	COL.	CODE *	CODE *	* LED COLOUR
A++					LL105019□	LL105082□	N 4000K 3 3000K, lm -5%
	8	965	620		LL105093□	LL105096□	
					LL105094□	LL105097□	
					LL105095□	LL105098□	



Quid 160 Snodo Posteriore

IP 66 IK 08 5J xx7 CE

LED	W	LM	REAL LM	COL.	CODE *	CODE *	* LED COLOUR
A++					LL105022□	LL105084□	N 4000K 3 3000K, lm -5%
	18	2060	1516		LL105105□	LL105108□	
					LL105106□	LL105109□	
					LL105107□	LL105110□	



QUID 110/160 SNODO POSTERIORE

Braccio con snodo posteriore adatto per uso esterno. Consente una rotazione di -90° / +90° attorno all'asse verticale e -45° / +45° intorno all'asse orizzontale.

Idonei per installazioni orientabili a parete, plafone, pavimento o su apposito accessorio da giardino. Bloccabili tramite appositi tiranti di regolazione.

Strutture estetiche e portanti realizzate in alluminio pressofuso ad elevata resistenza all'ossidazione grazie al trattamento di passivazione a base di zirconio e alla verniciatura con resine poliestere stabilizzata ai raggi UV. Colorazione bianca per tutti gli accessori a disposizione.

Guarnizione in silicone e pressacavo in ottone nichelato. Bulloneria in acciaio inox A4 o AISI 316L. Kit non assemblato.

QUID 110/160 SNODO POSTERIORE

Bracket with rear joint suitable for outdoor use. It allows a -90° / +90° rotation about the vertical axis and -45° / +45° about the horizontal axis.

Ideal for swivel wall, ceiling and floor fittings or on the special garden accessory. Locked in position by means of adjustable stay bolts.

The styling and load bearing structure is made of die-cast aluminium that is highly resistant to oxidation thanks to the zirconium-based passivation treatment and UV stabilized polyester resin coating. White colouring for all the accessories available.

Silicone gasket and nickel-plated brass cable gland. A4 or AISI 316L stainless steel nuts and bolts. Kit not-assembled.

QUID 110/160 SNODO POSTERIORE





Bras avec articulation postérieure, convient pour l'usage à l'extérieur. Consent une rotation de -90° / +90° autour de l'axe vertical et de -45° / +45° autour de l'axe horizontal.

Adaptés pour des installations orientables au mur, au plafond, au sol et sur des accessoires de jardin spécifiques.

Blocables au moyen de tirants de réglages spécifiques. Structures esthétiques et portantes réalisées en aluminium injecté, haute résistance à l'oxydation grâce au traitement de passivation à base de zirconium et laquage poudre à base de résines polyester, fixées aux rayons UV. Coloration blanche pour tous les accessoires à disposition.

Joint en silicone et presse-câble en laiton nickelé. Fixation en acier inox type A4 ou AISI 316L. Kit non-montés.

Finishing

	Bianco RAL 9010 White RAL 9010 Blanc RAL 9010		Grigio antracite RAL 7021 Grey anthracite RAL 7021 Gris anthracite RAL 7021
	Grigio High Tech RAL 9006 Grey High Tech RAL 9006 Gris High Tech RAL 9006		Corten Corten Corten

*** Led colour**
N 4000K
3 3000K, lm -5%

Completa il codice sostituendo al quadrato rosso la lettera o il numero corrispondente alla temperatura colore scelta.

Complete the code by replacing the red box with the letter or number corresponding to the selected colour temperature.

Compléter le code en remplaçant le carré rouge par la lettre ou le numéro correspondant à la sélection de température couleur.

Alimentazione diretta
Integral ballast
Alimentation intégrée
✓ 220-240 V



Quid 110 Vintage				DIFF. POLIGLASS	DIFF. TRASP.	POSITION 	
IP 66 IK 08 5J xx7 CE							
LED	W	LM	REAL LM	COL.	CODE *	CODE *	* LED COLOUR
A++	8	965	620	220-240 V	LL105031□	LL105123□	4000K 3000K, lm -5%
					LL105124□	LL105126□	
					LL105125□	LL105127□	

Quid 160 Vintage				DIFF. POLIGLASS	DIFF. TRASP.	POSITION 	
IP 66 IK 08 5J xx7 CE							
LED	W	LM	REAL LM	COL.	CODE *	CODE *	* LED COLOUR
A++	18	2060	1516	220-240 V	LL105035□	LL105128□	4000K 3000K, lm -5%
					LL105129□	LL105131□	
					LL105130□	LL105132□	



QUID 110/160 VINTAGE

Coppe posteriori adatte per uso esterno, idonee per installazione a parete o plafone. Struttura Coppa realizzata in Policarbonato ad alto spessore, tramite stampaggio ad iniezione proprio e successive rifiniture manuali. Cover adatta per uso esterno, idoneo per installazione a parete o plafone. Innovativo meccanismo di incastro rotazionale a scomparsa (no viti) che consente di gestire queste varianti del prodotto base come accessori. Struttura Cover realizzata in Policarbonato ottico ad alto spessore, tramite stampaggio ad iniezione proprio e successive rifiniture manuali. Kit non assemblato.

QUID 110/160 VINTAGE

Rear bases suitable for outdoor use, can be wall or ceiling mounted. The base is made of very thick polycarbonate, injection moulded and subsequent manual finishing. Cover suitable for outdoor use and for wall and ceiling applications. New twist-on flush-fit mechanism (no screws) that enables these variations of the basic product to be handled as accessories. The cover is made of very thick optical polycarbonate, injection moulded and subsequent manual finishing. Kit not-assembled.

QUID 110/160 VINTAGE

Coupes postérieures pour une utilisation en extérieur. Montage au mur en saillie, au plafond. Coupe réalisée en polycarbonate, d'une épaisseur élevée, par moulage par injection et finitions manuelles successives. Cover pour une utilisation en extérieur. Montage au mur en saillie ou au plafond. Mécanisme d'emboîtement rotationnel rétractable innovant (pas de vis) qui permet de gérer ces variantes du produit de base comme accessoires. Cover réalisé en polycarbonate, d'une épaisseur optique élevée, par moulage par injection et finitions manuelles successives. Kit non-montés.

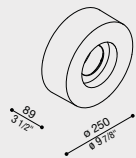
Quid 160 Vintage

Quid

ACCESSORI

Accessories / Accessoires

Cover Tonda 250 - Quid 110



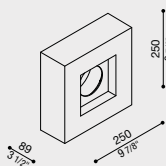
Cover Tonda 250 per modelli QUID 110. Adatta per uso esterno, idoneo per installazione a parete o plafone. Gestione delle cover a richiesta, mediante innovativo meccanismo di incastro rotazionale a scomparsa (no viti) che consente di gestire queste varianti del prodotto base come accessori. Struttura Cover realizzata in Policarbonato ottico ad alto spessore, tramite stampaggio ad iniezione proprio e successive rifiniture manuali.

Round Cover 250 - Quid 110
Round Cover 250 for QUID 110 models. Suitable for outdoor use and for wall and ceiling applications. On request, the cover can be supplied with a new twist-on flush-fit mechanism (no screws) that enables these variations of the basic product to be handled as accessories. The cover is made of very thick optical polycarbonate, injection moulded and subsequent manual finishing.

Cover Rond 250 - Quid 110
Cover Rond 250 pour modèles QUID 110. Convient pour une utilisation en extérieur. Montage au mur en saillie ou au plafond. Gestion des cover sur demande au moyen d'un mécanisme d'emboîtement rotationnel rétractable innovant (pas de vis) qui permet de gérer ces variantes du produit de base comme accessoires. Cover réalisé en polycarbonate, d'une épaisseur optique élevée, par moulage par injection et finitions manuelles successives.

COL.	CODE
	LB1050092

Cover Quadra 250 - Quid 110



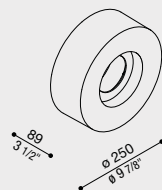
Cover Quadra 250 per modelli QUID 110. Adatta per uso esterno, idoneo per installazione a parete o plafone. Gestione delle cover a richiesta, mediante innovativo meccanismo di incastro rotazionale a scomparsa (no viti) che consente di gestire queste varianti del prodotto base come accessori. Struttura Cover realizzata in Policarbonato ottico ad alto spessore, tramite stampaggio ad iniezione proprio e successive rifiniture manuali.

Square Cover 250 - Quid 110
Square Cover 250 for QUID 110 models. Suitable for outdoor use and for wall and ceiling applications. On request, the cover can be supplied with a new twist-on flush-fit mechanism (no screws) that enables these variations of the basic product to be handled as accessories. The cover is made of very thick optical polycarbonate, injection moulded and subsequent manual finishing.

Cover Carré 250 - Quid 110
Cover Carré 250 pour modèles QUID 110. Convient pour une utilisation en extérieur. Montage au mur en saillie ou au plafond. Gestion des cover sur demande au moyen d'un mécanisme d'emboîtement rotationnel rétractable innovant (pas de vis) qui permet de gérer ces variantes du produit de base comme accessoires. Cover réalisé en polycarbonate, d'une épaisseur optique élevée, par moulage par injection et finitions manuelles successives.

COL.	CODE
	LB1050093

Cover Tonda 330 - Quid 160



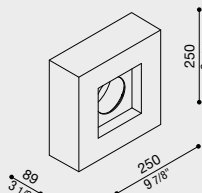
Cover Tonda 330 per modelli QUID 160. Adatta per uso esterno, idoneo per installazione a parete o plafone. Gestione delle cover a richiesta, mediante innovativo meccanismo di incastro rotazionale a scomparsa (no viti) che consente di gestire queste varianti del prodotto base come accessori. Struttura Cover realizzata in Policarbonato ottico ad alto spessore, tramite stampaggio ad iniezione proprio e successive rifiniture manuali.

Round Cover 330 - Quid 160
Round Cover 330 for QUID 160 models. Suitable for outdoor use and for wall and ceiling applications. On request, the cover can be supplied with a new twist-on flush-fit mechanism (no screws) that enables these variations of the basic product to be handled as accessories. The cover is made of very thick optical polycarbonate, injection moulded and subsequent manual finishing.

Cover Rond 330 - Quid 160
Cover Rond 330 pour modèles QUID 160. Convient pour une utilisation en extérieur. Montage au mur en saillie ou au plafond. Gestion des cover sur demande au moyen d'un mécanisme d'emboîtement rotationnel rétractable innovant (pas de vis) qui permet de gérer ces variantes du produit de base comme accessoires. Cover réalisé en polycarbonate, d'une épaisseur optique élevée, par moulage par injection et finitions manuelles successives.

COL.	CODE
	LB1050097

Cover Quadra 330 - Quid 160




Cover Quadra 330 per modelli QUID 160. Adatta per uso esterno, idoneo per installazione a parete o plafone. Gestione delle cover a richiesta, mediante innovativo meccanismo di incastro rotazionale a scomparsa (no viti) che consente di gestire queste varianti del prodotto base come accessori. Struttura Cover realizzata in Policarbonato ottico ad alto spessore, tramite stampaggio ad iniezione proprio e successive rifiniture manuali.

Square Cover 330 - Quid 160
Square Cover 330 for QUID 160 models. Suitable for outdoor use and for wall and ceiling applications. On request, the cover can be supplied with a new twist-on flush-fit mechanism (no screws) that enables these variations of the basic product to be handled as accessories. The cover is made of very thick optical polycarbonate, injection moulded and subsequent manual finishing.

Cover Carré 330 - Quid 160
Cover Carré 330 pour modèles QUID 160. Convient pour une utilisation en extérieur. Montage au mur en saillie ou au plafond. Gestion des cover sur demande au moyen d'un mécanisme d'emboîtement rotationnel rétractable innovant (pas de vis) qui permet de gérer ces variantes du produit de base comme accessoires. Cover réalisé en polycarbonate, d'une épaisseur optique élevée, par moulage par injection et finitions manuelles successives.

COL.	CODE
	LB1050098

Still



Palo diametro 60 mm in Bayblend senza basamento. Possibilità di installazione con o senza basamento. Anima interno palo in acciaio zincato per altezze da 2000 mm.

Still
60 mm Bayblend pole without base.
Possibility of installation with or without base.
Galvanized steel inner pole from H 2000 mm.

Still
Poteau de 60 mm en Bayblend sans socle.
Possibilité d'installation avec ou sans socle. Noyau interne en acier galvanisé pour poteau à partir de h. 2000 mm.

H 160 mm		H 1000 mm		H 2000 mm		H 3000 mm	
COL.	CODE	COL.	CODE	COL.	CODE	COL.	CODE
	LB11033		LB1100012		LB1100032		LB1100052
	LB1103G		LB110001G		LB110003G		LB110005G
	LB1103E		LB110001E		LB110003E		LB110005E
	LB1103K		LB110001K		LB110003K		LB110005K
H 500 mm		H 1500 mm		H 2500 mm		H 3500 mm	
COL.	CODE	COL.	CODE	COL.	CODE	COL.	CODE
	LB11112		LB1100022		LB1100042		LB1100062
	LB1111G		LB110002G		LB110004G		LB110006G
	LB1111E		LB110002E		LB110004E		LB110006E
	LB1111K		LB110002K		LB110004K		LB110006K

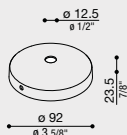
Disponibile colore bianco su richiesta - White version available - Version blanc disponible



ACCESSORI

Accessories / Accessoires

Kit sospensione Quid/Hans



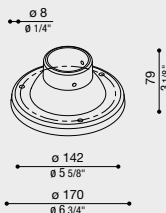
Kit di sospensione per Quid/Hans. Rosone realizzato in ferro zincato ad elevata resistenza all'ossidazione grazie alla verniciatura con resine di poliestere stabilizzata ai raggi UV. Morsetti a 3 poli, IP68, per cavo \varnothing 7/12 mm inclusa.

Hanging kit - Quid/Hans
Suspension kit for Quid/Hans. Ceiling rose made of galvanized metal, highly resistant to oxidation thanks to the UV stabilized polyester resin coating. Coaxial 3-pole terminal block, IP68, for cable diameter 7/12 mm included.

Kit de suspension - Quid/Hans
Kit de suspension pour Quid/Hans. Rosette réalisée en fer zingué, dont la résistance à l'oxydation est très élevée grâce à la couche de vernis avec des résines de polyester, stabilisée aux rayons UV. Bornier coaxial à 3 pôles, IP68, pour câble diam. 7/12 mm inclus.

COL.	CODE
	LB123025
	LB123026
	LB123027
	LB123028

Basamento Palo Still Ø170 mm



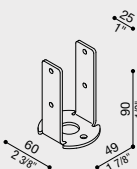
Basamento in nylon-fibra di vetro per palo diametro 60 mm.

Base Ø170 mm for Still post
Base in fibreglass-nylon for post diameter 60 mm.

Socle Ø170 mm pour poteau Still
Socles en fibre de verre - nylon pour poteau diam.60 mm

COL.	CODE
	LB11812
	LB1181G
	LB1181E
	LB1181K

Piastra base a scomparsa palo Still



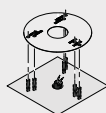
Soluzione alternativa al tradizionale interramento o al basamento palo still mediante staffa di fissaggio a scomparsa. Consiste nell'inserire il palo still sulla staffa preforata da 3mm, realizzata in ferro zincato a caldo per immersione. Accessorio non idoneo per pali still superiori a h. 1500.

Retractable plate base
Alternative solution to the usual burial or to the post base using a retractable fixing bracket. The post is inserted in the 3mm pre-drilled bracket made of hot-dip zinc-coated metal. Accessory not suitable for posts higher than 1500mm.

Plaque de base rétractable
Solution alternative à l'enfouissement traditionnel ou mise en place moyennant un étrier de fixation rétractable du pieu post. Insérer le poteau Still sur l'étrier pré-percé de 3 mm, réalisé en fer galvanisé à chaud par immersion. Accessoire ne convenant pas à des poteaux Still de plus de 1500mm de haut.

COL.	CODE
	LB1130006

Dima e kit di fissaggio Palo Still



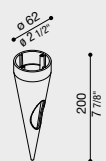
Dima, tirafondi e minuteria per ancoraggio del basamento al terreno.

Template and fixing kit Still Post diam. 60 mm.
Template, fixing bolts and small metal parts to secure the base to the ground.

Gabarit, tire-fond et visserie pour poteau Still
Gabarit, tire-fond et visserie pour l'ancrage du socle au sol.

COL.	CODE
	LB11254

Accessorio giardino - Quid



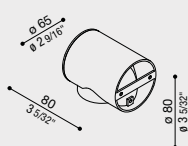
Accessorio da giardino da abbinare a Bracci snodati QUID 110 - 160. Adatto per uso esterno. Idoneo per installazione a terra. Struttura estetica e portante realizzata in alluminio pressofuso ad elevata resistenza all'ossidazione grazie al trattamento di passivazione a base di zirconio a alla verniciatura con resine poliestere stabilizzata ai raggi UV.

Garden accessory - Quid
Garden accessory to be combined with QUID 110 - 160 jointed brackets. Suitable for outdoor use. Ideal for ground installation. Styling and load-bearing structure made of die-cast aluminium primary alloy, it is highly resistant to oxidation due to the zirconium-based passivation treatment and UV stabilized polyester resin coating.

Accessoire de jardin - Quid
Accessoire de jardin à combiner avec des bras articulés (à rotule) QUID 110 - 160. Convient pour une installation en extérieur. Montage au sol. Structure esthétique et porteuse réalisée en aluminium primaire injecté, haute résistance à l'oxydation grâce à un traitement de passivation à base de zirconium et laquage poudre à base de résines polyesters, fixées aux rayons UV.

COL.	CODE
	LB1050044

Adattatore Palo Still Ø60 - Quid



Adattatore diametro 60 mm per modelli Quid 110 - 160. Adatto per uso esterno, struttura braccetto realizzata in metallo zincato a freddo con elevata resistenza all'ossidazione, verniciato con resine di poliestere stabilizzate ai raggi UV. Tappo di chiusura per eventuale utilizzo con un solo punto luce.

Adaptor for Still Post Ø 60 - Quid
Adaptor diameter 60 mm. for QUID 110 - 160 models. Suitable for outdoor use. The bracket is made of cold galvanized metal with a high level resistance to oxidation thanks to a UV stabilized polyester resin coating. Blanking cap for single fixture use (one luminaire).

Adaptateur poteau Still Ø60 - Quid
Adaptateur diam. 60 mm pour modèles QUID 110 - 160. Convient pour une installation en extérieur. Bras réalisé en métal zingué à froid, très haute résistance à l'oxydation et laquage poudre à base de résines polyesters, fixées aux rayons UV. Bouchon de fermeture pour utilisation avec une seule sortie (un seul point lumière).

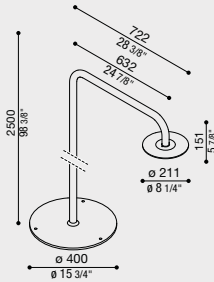
COL.	CODE
	LB1050143
	LB1050144

Quid

ACCESSORI

Accessories / Accessoires

Palo Vintage 90° Quid 160



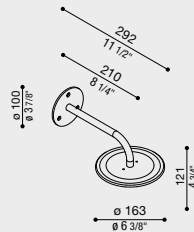
Palo Vintage 90° per modelli QUID 160 con Cover Campana Vintage 480. Adatto per uso esterno, idoneo per installazione a pavimento. Struttura Braccetto realizzata in metallo zincato a freddo con elevata resistenza all'ossidazione, verniciato con resine di poliestere stabilizzate ai raggi UV. Bulloneria in acciaio inox A4.

Post Vintage 90° - Quid 160
Post Vintage 90° for the models QUID 160 with Cover Campana Vintage 480. Suitable for outdoor use for ground application. Body made of cold galvanized metal highly resistant to oxidation with UV stabilized polyester resin coating. A4 stainless steel nuts and bolts.

Poteau Vintage 90° - Quid 160
Poteau Vintage 90° pour modèles QUID 160 avec Cover Campana Vintage 480. Convient pour une installation en extérieur au sol. Structure en acier galvanisé à froid, haute résistance à l'oxydation et laquage à base de résines polyester, fixées aux rayons UV. Fixation en acier inox A4.

COL.	CODE
	LB1050110
	LB1050112
	LB1050111

Braccetto Vintage 90° Quid 110



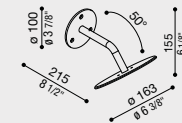
Braccetto Vintage 90° per modelli QUID 110 con Cover Campana Vintage 350. Adatto per uso esterno, idoneo per installazione a parete. Struttura Braccetto realizzata in metallo zincato a freddo con elevata resistenza all'ossidazione. Bulloneria in acciaio inox A4.

Bracket Vintage 90° - Quid 110
Bracket Vintage 90° for QUID 110 models with Vintage Bell Cover 350. Suitable for outdoor use and for wall applications. The bracket is made of cold galvanized metal with a high level resistance to oxidation. A4 stainless steel nuts and bolts.

Bras Vintage 90° - Quid 110
Bras Vintage 90° pour modèles QUID 110 avec Cover Campana Vintage 350. Convient pour une installation en extérieur. Montage au mur en saillie. Bras réalisé en métal zingué à froid, très haute résistance à l'oxydation. Visserie en acier inox A4.

COL.	CODE
	LB1050042

Braccetto Vintage 50° Quid 110



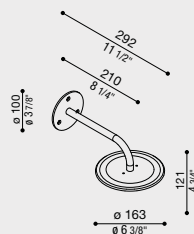
Braccetto Vintage 50° per modelli QUID 110 con Cover Campana Vintage 350. Adatto per uso esterno, idoneo per installazione a parete. Struttura Braccetto realizzata in metallo zincato a freddo con elevata resistenza all'ossidazione. Bulloneria in acciaio inox A4.

Bracket Vintage 50° - Quid 110
Bracket Vintage 50° for QUID 110 models with Vintage Bell Cover 350. Suitable for outdoor use and for wall applications. The bracket is made of cold galvanized metal with a high level resistance to oxidation. A4 stainless steel nuts and bolts.

Bras Vintage 50° - Quid 110
Bras Vintage 50° pour modèles QUID 110 avec Cover Campana Vintage 350. Convient pour une installation en extérieur. Montage au mur en saillie. Bras réalisé en métal zingué à froid, très haute résistance à l'oxydation. Visserie en acier inox A4.

COL.	CODE
	LB1050043

Braccetto Vintage 90° Quid 160



Braccetto Vintage 90° per modelli QUID 160 con Cover Campana Vintage 480. Adatto per uso esterno, idoneo per installazione a parete. Struttura Braccetto realizzata in metallo zincato a freddo con elevata resistenza all'ossidazione. Bulloneria in acciaio inox A4.

Bracket Vintage 90° - Quid 160
Bracket Vintage 90° for QUID 160 models with Vintage Bell Cover 480. Suitable for outdoor use and for wall applications. The bracket is made of cold galvanized metal with a high level resistance to oxidation. A4 stainless steel nuts and bolts.

Bras Vintage 90° - Quid 160
Bras Vintage 90° pour modèles QUID 160 avec Cover Campana Vintage 480. Convient pour une installation en extérieur. Montage au mur en saillie. Bras réalisé en métal zingué à froid, très haute résistance à l'oxydation. Visserie en acier inox A4.

COL.	CODE
	LB1050089

Braccetto Vintage 50° Quid 160



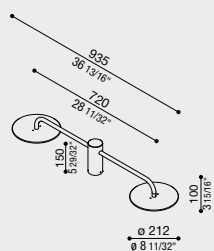
Braccetto Vintage 50° per modelli QUID 160 con Cover Campana Vintage 480. Adatto per uso esterno, idoneo per installazione a parete. Struttura Braccetto realizzata in metallo zincato a freddo con elevata resistenza all'ossidazione. Bulloneria in acciaio inox A4.

Bracket Vintage 50° - Quid 160
Bracket Vintage 50° for QUID 160 models with Vintage Bell Cover 480. Suitable for outdoor use and for wall applications. The bracket is made of cold galvanized metal with a high level resistance to oxidation. A4 stainless steel nuts and bolts.

Bras Vintage 50° - Quid 160
Bras Vintage 50° pour modèles QUID 160 avec Cover Campana Vintage 480. Convient pour une installation en extérieur. Montage au mur en saillie. Bras réalisé en métal zingué à froid, très haute résistance à l'oxydation. Visserie en acier inox A4.

COL.	CODE
	LB1050090

Braccetto Vintage 90° doppio Quid 160 Palo Still



Braccetto Vintage 90° doppio per modelli QUID 160 con Cover Campana Vintage 480. Adatto per uso esterno, idoneo per installazione su palo da Ø 60mm. Struttura Braccetto realizzata in metallo zincato a freddo con elevata resistenza all'ossidazione, verniciato con resine di poliestere stabilizzate ai raggi UV. Bulloneria in acciaio inox A4.

Bracket Vintage 90° double - Quid 160 - Post Still
Bracket Vintage 90° double for QUID 160 models with Vintage Bell Cover 480. Suitable for outdoor use and for application on a post Ø 60mm. The bracket is made of cold galvanized metal with a high level resistance to oxidation thanks to a UV stabilized polyester resin coating. A4 stainless steel nuts and bolts.

Bras Vintage 90° double - Quid 160 - Poteau Still
Bras Vintage 90° double pour modèles QUID 160 avec Cover Campana Vintage 480. Convient pour une installation en extérieur. Montage sur poteau dia. 60 mm. Bras réalisé en métal zingué à froid, très haute résistance à l'oxydation et laquage poudre à base de résines polyester, fixées aux rayons UV. Visserie en acier inox A4.

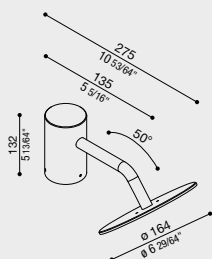
COL.	CODE
	LB1050141
	LB1050142



ACCESSORI

Accessories / Accessoires

**Braccetto
Vintage 50° -
Quid 110 - Palo
Still**



Braccetto Vintage 50° per modelli QUID 110 con Cover Campana Vintage 350. Adatto per uso esterno, idoneo per installazione su palo da Ø 60mm. Struttura Braccetto realizzata in metallo zincato a freddo con elevata resistenza all'ossidazione, verniciato con resine di poliestere stabilizzate ai raggi UV. Bulloneria in acciaio inox A4.

Bracket Vintage 50° - Quid 110 - Post

Bracket Vintage 50° for QUID 110 models with Vintage Bell Cover 350. Suitable for outdoor use and for application on a post Ø 60mm. The bracket is made of cold galvanized metal with a high level resistance to oxidization thanks to a UV stabilized polyester resin coating. A4 stainless steel nuts and bolts.

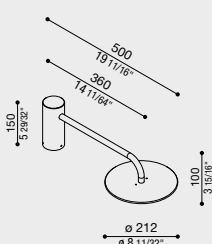
Bras Vintage 50° - Quid 110 - Post

Bras Vintage 50° pour modèles QUID 110 avec Cover Campana Vintage 350. Convient pour une installation en extérieur. Montage sur poteau dia. 60 mm. Bras réalisé en métal zingué à froid, très haute résistance à l'oxydation et laquage poudre à base de résines polyesters, fixées aux rayons UV. Visserie en acier inox A4.

COL. CODE

	LB1050137
	LB1050138

**Braccetto
Vintage 90° -
Quid 160 - Palo
Still**



Braccetto Vintage 90° per modelli QUID 160 con Cover Campana Vintage 480. Adatto per uso esterno, idoneo per installazione su palo da Ø 60mm. Struttura Braccetto realizzata in metallo zincato a freddo con elevata resistenza all'ossidazione, verniciato con resine di poliestere stabilizzate ai raggi UV. Bulloneria in acciaio inox A4.

Bracket Vintage 90° - Quid 160 - Post

Bracket Vintage 90° for QUID 160 models with Vintage Bell Cover 480. Suitable for outdoor use and for application on a post Ø 60mm. The bracket is made of cold galvanized metal with a high level resistance to oxidization thanks to a UV stabilized polyester resin coating. A4 stainless steel nuts and bolts.

Bras Vintage 90° - Quid 160 - Post

Bras Vintage 90° pour modèles QUID 160 avec Cover Campana Vintage 480. Convient pour une installation en extérieur. Montage sur poteau dia. 60 mm. Bras réalisé en métal zingué à froid, très haute résistance à l'oxydation et laquage poudre à base de résines polyesters, fixées aux rayons UV. Visserie en acier inox A4.

COL. CODE

	LB1050139
	LB1050140



Quid 110 Vintage




Quid 110 Snodo Laterale

Clamp

Design
Lombardo design department



LED



indoor



outdoor

ACCESSORI

Accessories / Accessoires

Pag. 364



Adatto anche ad uso esterno.

Corpo in alluminio primario pressofuso EN-AB44100; elevata resistenza all'ossidazione grazie al trattamento di passivazione a base di zirconio e alla verniciatura con resine poliestere stabilizzata ai raggi UV.

Diffusore in PMMA, spessore 20 mm o 100 mm (High), ricavato da lastra tramite taglio laser con finitura effetto vetro poliGLASS. Guarnizioni in silicone.

Bulloneria in acciaio inox A4 o AISI 316L.

Modello brevettato. LED 4000K (N) o 3000K (3). Alimentazione diretta 220-240V.

Nessun rischio fotobiologico, RGO gruppo di rischio esente (EN62471).

ENG Suitable for indoor and outdoor use.

Body made of EN-AB44100 die-cast aluminium primary alloy; highly resistant to oxidization due to the zirconium-based passivation treatment and UV stabilized polyester resin coating.

PMMA diffuser, 20 mm or 100 mm (High) thick, laser cut from a panel with poliGLASS glass effect finish.

Silicone gaskets.

A4 or AISI 316L stainless steel nuts and bolts. Patented model.

LED 4000K (N) or 3000K (3). Integral ballast 220-240V.

No risk of photobiological damage, RGO group (EN62471).

FRA Egalement adapté à l'usage à l'extérieur.

Corps en aluminium primaire injecté EN-AB44100; haute résistance à l'oxydation, car passivé au zirconium et laquage poudre à base de résines polyesters, fixées aux rayons UV.

Diffuseur en PMMA; plaque épaisseur de 20 mm ou 100 mm (High), découpée au laser avec finition effet verre POLI GLASS.

Jointes en silicone.

Fixation inox type A4 ou AISI 316L.

Modèle breveté. LED 4000K (N) ou 3000K (3) (blanche chaud).

Alimentation intégrée 220-240V.

Pas de risque phytobiologique, RGO groupe (EN62471).

Clamp 60 Small



Clamp 60 High



Clamp 60 Big



IP66
Outdoor e
waterproof

Clamp 120 Small



Clamp 120 Big



220-240 V
Alimentazione
diretta

Integral ballast
Alimentation intégrée



Anni di garanzia
sul circuito LED

Clamp

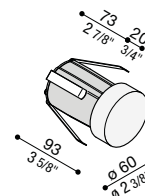
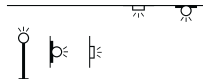
Clamp 60 Small

Fino ad esaurimento.
Until our stock lasts.
Jusqu'à épuisement de stock.



DIFF.
POLIGLASS

POSITION



IP66 IK 08 5J xx7 CE

LED	W	LM	REAL LM	COL.	CODE *	* LED COLOUR				
A++	3	230	103	220-240 V	LL311B□	<table border="0"> <tr> <td>N</td> <td>4000K</td> </tr> <tr> <td>3</td> <td>3000K, lm -5%</td> </tr> </table>	N	4000K	3	3000K, lm -5%
N	4000K									
3	3000K, lm -5%									

ø 55 mm
ø 2 1/8"



Predisposto per singolo ingresso alimentazione.

Single cable entry at the back.

Entrée d'alimentation simple.

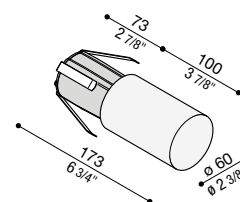
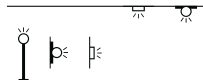
Clamp 60 High

Fino ad esaurimento.
Until our stock lasts.
Jusqu'à épuisement de stock.



DIFF.
POLIGLASS

POSITION



IP66 IK 08 5J xx7 CE

LED	W	LM	REAL LM	COL.	CODE *	* LED COLOUR				
A++	3	230	92	220-240 V	LL312B□	<table border="0"> <tr> <td>N</td> <td>4000K</td> </tr> <tr> <td>3</td> <td>3000K, lm -5%</td> </tr> </table>	N	4000K	3	3000K, lm -5%
N	4000K									
3	3000K, lm -5%									

ø 55 mm
ø 2 1/8"



Predisposto per singolo ingresso alimentazione.

Single cable entry at the back.

Entrée d'alimentation simple.

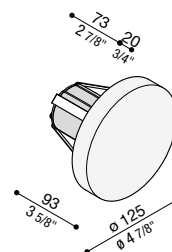
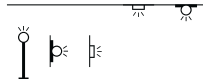
Clamp 60 Big

Fino ad esaurimento.
Until our stock lasts.
Jusqu'à épuisement de stock.



DIFF.
POLIGLASS

POSITION



IP66 IK 08 5J xx7 CE

LED	W	LM	REAL LM	COL.	CODE *	* LED COLOUR				
A++	3	230	103	220-240 V	LL313B□	<table border="0"> <tr> <td>N</td> <td>4000K</td> </tr> <tr> <td>3</td> <td>3000K, lm -5%</td> </tr> </table>	N	4000K	3	3000K, lm -5%
N	4000K									
3	3000K, lm -5%									

ø 55 mm
ø 2 1/8"



Predisposto per singolo ingresso alimentazione.

Single cable entry at the back.

Entrée d'alimentation simple.

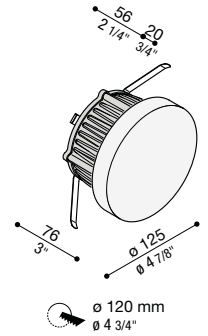
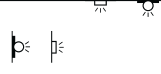


Clamp 120 Small



DIFF. POLIGLASS

POSITION



Fino ad esaurimento.
Until our stock lasts.
Jusqu'à épuisement de stock.

IP66 IK08 5J xx7 CE

LED	W	LM	REAL LM	COL.	CODE *	* LED COLOUR
A++	6	600	368	220-240 V	LL321H□	4000K 3000K, lm -5%



Predisposto per doppio ingresso alimentazione.

Double cable entry at the back.

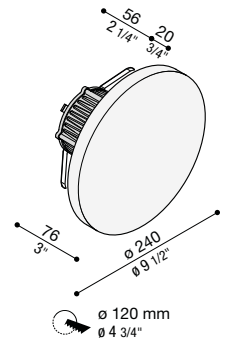
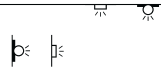
Possibilità alimentazione double entrée.

Clamp 120 Big



DIFF. POLIGLASS

POSITION



Fino ad esaurimento.
Until our stock lasts.
Jusqu'à épuisement de stock.

IP66 IK08 5J xx7 CE

LED	W	LM	REAL LM	COL.	CODE *	* LED COLOUR
A++	6	600	360	220-240 V	LL322H□	4000K 3000K, lm -5%



Predisposto per doppio ingresso alimentazione.

Double cable entry at the back.

Possibilità alimentazione double entrée.



Finishing



Neutro
Neutral
Neutre

*** Led colour**

- 4000K
- 3000K, lm -5%

Completa il codice sostituendo al quadrato rosso la lettera o il numero corrispondente alla temperatura colore scelta.

Complete the code by replacing the red box with the letter or number corresponding to the selected colour temperature.

Compléter le code en remplaçant le carré rouge par la lettre ou le numéro correspondant à la sélection de température couleur.

Alimentazione diretta
Integral ballast
Alimentation intégrée

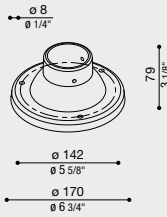
220-240 V

Clamp

ACCESSORI

Accessories / Accessoires

Basamento Palo Still Ø170 mm



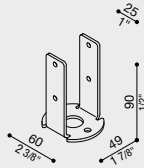
Basamento in nylon-fibra di vetro per palo diametro 60 mm.

Base Ø170 mm for Still post
Base in fibreglass-nylon for post diameter 60 mm.

Socle Ø170 mm pour poteau Still
Socles en fibre de verre - nylon pour poteau diam.60 mm

COL.	CODE
	LB11812
	LB1181G
	LB1181E
	LB1181K

Piastra base a scomparsa palo Still



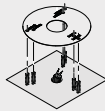
Soluzione alternativa al tradizionale interramento o al basamento palo still mediante staffa di fissaggio a scomparsa. Consiste nell'inserire il palo still sulla staffa preforata da 3mm, realizzata in ferro zincato a caldo per immersione. Accessorio non idoneo per pali still superiori a h. 1500.

Retractable plate base
Alternative solution to the usual burial or to the post base using a retractable fixing bracket. The post is inserted in the 3mm pre-drilled bracket made of hot-dip zinc-coated metal. Accessory not suitable for posts higher than 1500mm.

Plaque de base rétractable
Solution alternative à l'enfouissement traditionnel ou mise en place moyennant un étrier de fixation rétractable du pieu post. Insérer le poteau Still sur l'étrier pré-percé de 3 mm, réalisé en fer galvanisé à chaud par immersion. Accessoire ne convenant pas à des poteaux Still de plus de 1500mm de haut.

COL.	CODE
	LB1130006

Dima e kit di fissaggio Palo Still



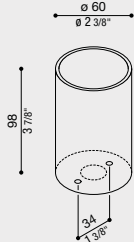
Dima, tirafondi e minuteria per ancoraggio del basamento al terreno.

Template and fixing kit Still Post diam. 60 mm.
Template, fixing bolts and small metal parts to secure the base to the ground.

Gabarit, tire-fond et visserie pour poteau Still
Gabarit, tire-fond et visserie pour l'ancrage du socle au sol.

COL.	CODE
	LB11254

Box Clamp 60 / Line



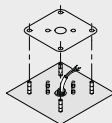
Box per montaggio sporgente a parete, soffitto e pavimento (non per incasso). Corpo in policarbonato ad alto spessore, completo di kit di fissaggio tramite tasselli ad espansione Ø6 mm. Idoneo per tutti i modelli CLAMP 60 / LINE

Box Clamp 60 / Line
Box for surface wall mounting, ceiling mounting and ground mounting (not recessed). Body made of polycarbonate, high thickness, complete with fixing kit by means of anchor screws Ø6 mm. Suitable for fitting all models CLAMP 60 / LINE.

Box Clamp 60 / Line
Box de montage au mur en saillie, au plafond et au sol (pas à encastrement). Corps en polycarbonate très épais, complet de kit de fixation par chevilles à expansion Ø6 mm. Convient pour tous les modèles CLAMP 60 / LINE.

COL.	CODE
	LB11231
	LB1123G
	LB1123E
	LB1123K

Dima e kit di fissaggio Box Clamp 60



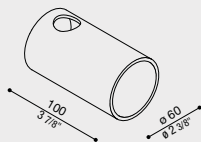
Dima, tirafondi e minuteria per ancoraggio del box al terreno.

Template and fixing kit Box Clamp 60
Template, fixing bolts and small metal parts to secure the box to the ground.

Gabarit, tire-fond et visserie pour Box Clamp 60
Gabarit, tire-fond et visserie pour l'ancrage du box au sol.

COL.	CODE
	LB11257

Armatura da incasso Stile Next 60T - 60Q Clamp 60



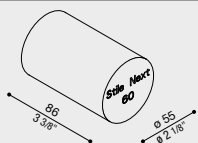
Armatura da incasso, ricavata da palo estruso standard in vetroresina Ø60 mm (misura esterna) lunghezza 100 mm, da posizionare a filo con la superficie di installazione.

Recess box Stile Next 60T - 60Q / Clamp 60
Recess box, made from a standard extruded post in fibreglass Ø60 mm (external dimension), length 100 mm, flush to the installation surface.

Boîte d'encastrement Stile Next 60T - 60Q / Clamp 60
Boîte d'encastrement fabriqué à partir de poteau standard extrudé en fibre de verre Ø60mm (dimension extérieure) longueur 100mm, à placer au ras de la surface de montage.

COL.	CODE
	LB11576

Cassaforma Polistirolo Stile Next 60T-60Q / Clamp 60



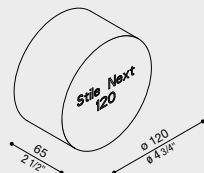
Cassaforma in polistirolo.

Polystyrene mould Stile Next 60T-60Q / Clamp 60
Polystyrene mould.

Gabarit en polystyrène Stile Next 60T-60Q / Clamp 60
Gabarit en polystyrène.

COL.	CODE
	LB11575

Cassaforma Polistirolo Stile Next 120T-120Q Clamp 120



Cassaforma in polistirolo.

Polystyrene mould Stile Next 120T-120Q / Clamp 120
Polystyrene mould.

Gabarit en polystyrène Stile Next 120T-120Q / Clamp 120
Gabarit en polystyrène.

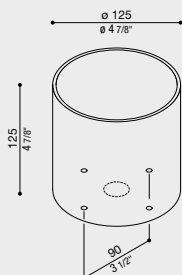
COL.	CODE
	LB11574



ACCESSORI

Accessories / Accessoires

Box Clamp 120



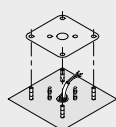
Box per montaggio sporgente a parete, soffitto e pavimento (non per incasso).
Corpo in policarbonato ad alto spessore, completo di kit di fissaggio tramite tasselli ad espansione Ø6 mm.
Idoneo per tutti i CLAMP 120.

Box Clamp 120
Box for surface wall mounting, ceiling mounting and ground mounting (not recessed).
Body made of polycarbonate, high thickness, complete with fixing kit by means of anchor screws Ø6 mm.
Suitable for fitting all models CLAMP 120.

Box Clamp 120
Box de montage au mur en saillie, au plafond et au sol (pas d'encastrement).
Corps en polycarbonate très épais, complet de kit de fixation par chevilles à expansion Ø6 mm.
Convient pour tous les modèles CLAMP 120.

COL.	CODE
	LB11081
	LB1108G
	LB1108K

Dima e kit di fissaggio Box Clamp 120



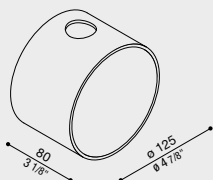
Dima, tirafondi e minuteria per ancoraggio del box al terreno.

Template and fixing kit Box Clamp 120
Template, fixing bolts and small metal parts to secure the box to the ground.

Gabarit, tire-fond et visserie pour Box Clamp 120
Gabarit, tire-fond et visserie pour l'ancrage du box au sol.

COL.	CODE
	LB11258

Armatura da incasso Stile Next 120T - 120Q Clamp 120



Armatura da incasso, ricavata da stampaggio in policarbonato Ø125 mm (misura esterna) lunghezza 80 mm, da posizionare a filo con la superficie di installazione.


Recess box Stile Next 120T - 120Q / Clamp 120
Recessed box, moulded in polycarbonate Ø125 mm (external dimension), length 80 mm, flush to the installation surface.

Boîte d'encastrement Stile Next 120T - 120Q / Clamp 120
Boîte d'encastrement Ø125mm (dimension extérieure), longueur 80 mm en polycarbonate, à placer au ras de la surface de montage.

COL.	CODE
	LB11577

Still

Palo diametro 60 mm in Bayblend senza basamento. Possibilità di installazione con o senza basamento.
Anima interno palo in acciaio zincato per altezze da 2000 mm.



Still
60 mm Bayblend pole without base.
Possibility of installation with or without base.
Galvanized steel inner pole from H 2000 mm.

Still
Poteau de 60 mm en Bayblend sans socle.
Possibilité d'installation avec ou sans socle. Noyau interne en acier galvanisé pour poteau à partir de h. 2000 mm.

H 160 mm		H 1000 mm		H 2000 mm		H 3000 mm	
COL.	CODE	COL.	CODE	COL.	CODE	COL.	CODE
	LB11033		LB1100012		LB1100032		LB1100052
	LB1103G		LB110001G		LB110003G		LB110005G
	LB1103E		LB110001E		LB110003E		LB110005E
	LB1103K		LB110001K		LB110003K		LB110005K
H 500 mm		H 1500 mm		H 2500 mm		H 3500 mm	
COL.	CODE	COL.	CODE	COL.	CODE	COL.	CODE
	LB11112		LB1100022		LB1100042		LB1100062
	LB1111G		LB110002G		LB110004G		LB110006G
	LB1111E		LB110002E		LB110004E		LB110006E
	LB1111K		LB110002K		LB110004K		LB110006K

Disponibile colore bianco su richiesta - White version available - Version blanc disponible

Morsettiere
Terminal blocks



Scaricatori SPD
Surge protector devices



Clamp 120 Big

Pipeline

Design
Italo Belussi



outdoor

ACCESSORI

Accessories / Accessoires

Pag. 369



Adatto anche ad uso esterno. Struttura del palo realizzata in cemento, cover superiore in cemento. Corpo illuminante con base e anello in tecnopolimero. Diffusore in policarbonato tripla stabilizzazione UV, satinato effetto vetro. Guarnizioni in silicone. Bulloneria in acciaio inox A4. Cavo di alimentazione H05RN-F pre-cablato.

ENG Also suitable for outdoor use. Post structure made of concrete with concrete top cover. Lighting body with technopolymer base and ring. Polycarbonate diffuser with triple stabilisation against UV rays, satin glass effect. Silicone gaskets. Stainless steel A4 nuts and bolts. Pre-wired cable type H05RN-F.

FRA Également adapté à l'usage à l'extérieur. Structure du poteau réalisé en béton, cover supérieur en béton. Luminaire avec base et anneau en techno polymère. Diffuseur en polycarbonate triple stabilisation UV, effet verre dépoli. Joints en silicone. Fixation en acier inox type A4. Câble d'alimentation H05RN-F pré-câblé.

Pipeline T 90



Pipeline T 50




Pipeline

Pipeline T 50

Fino ad esaurimento.
Until our stock lasts.
Jusqu'à épuisement de stock.

IP66 IK 07 2J xx5 CE

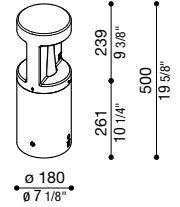
LAMP	ATT.	LAMP MAX	CFL	COL.	CODE
A	E27	1X33			LB109002

Versione Biemissione, altezza 50 cm. Cover superiore realizzata in cemento. Idoneo per applicazione a pavimento, bulloneria inclusa. Peso prodotto: 9 Kg. Lampade dim. max: E27 196 mm Ø 58 mm.

Bidirectional version, height 50 cm. Upper cover made of concrete. Suitable for floor installation, nuts and bolts included. Product weight: 9 Kg/19.84Lb. Lamp dim. max: E27 196 mm Ø 58 mm.

Version bidirectionnelle, hauteur 50 cm. Cover supérieur réalisé en béton. Adapté pour une application au sol, fixation comprise. Poids produit: 9 kg/19.84Lb. Lampes dim. max: E27 196 mm Ø 58 mm.



POSITION



Pipeline T 90

Fino ad esaurimento.
Until our stock lasts.
Jusqu'à épuisement de stock.

IP66 IK 07 2J xx5 CE

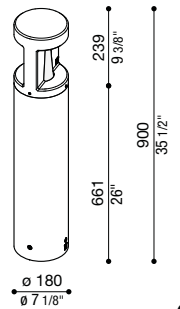
LAMP	ATT.	LAMP MAX	CFL	COL.	CODE
A	E27	1X33			LB109000

Versione Biemissione, altezza 90 cm. Cover superiore realizzata in cemento. Idoneo per applicazione a pavimento, bulloneria inclusa. Peso prodotto: 16 Kg. Lampade dim. max: E27 196 mm Ø 58 mm.

Bidirectional version, height 90 cm. Upper cover made of concrete. Suitable for floor installation, nuts and bolts included. Product weight: 16 Kg/35.27Lb. Lamp dim. max: E27 196 mm Ø 58 mm.

Version bidirectionnelle, hauteur 90 cm. Cover supérieur réalisé en béton. Adapté pour une application au sol, fixation comprise. Poids produit: 16 kg/35.27Lb. Lampes dim. max: E27 196 mm Ø 58 mm.

POSITION



Finishing

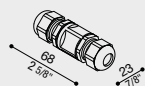
 Cemento grigio
Concrete, grey
Ciment, gris



ACCESSORI

Accessories / Accessoires

Morsettiera coassiale



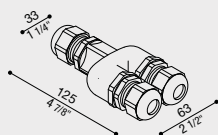
Morsettiera coassiale a 3 poli, IP68, per cavo \varnothing 7/12 mm.

Coaxial Terminal block
Coaxial 3-pole terminal block,
IP68, for cable diameter 7/12 mm.

Bornier coaxial
Bornier coaxial à 3 pôles, IP68,
pour câble diam. 7/12 mm

COL.	CODE
	LB11293

Morsettiera lineare a 3 vie



Morsettiera lineare a 3 vie a 3 poli, IP68, per cavo \varnothing 7/13,5 mm.

3 way linear terminal block
3-way 3-pole linear terminal block,
IP68, for cable \varnothing 7/13.5 mm.

Bornier linéaire 3 voies
Bornier linéaire 3 voies à 3 pôles,
IP68, pour câble diam. 7/13,5 mm

COL.	CODE
	LB11294



Vintage

Design
Mirko Salvoni



indoor



Vintage 35 / Vintage 48: Lampada da sospensione adatta ad uso interno. Struttura paralume realizzata in Policarbonato ottico ad alto spessore, tramite stampaggio ad iniezione proprio e successive rifiniture manuali. Rosone materiale termoplastico. Cavo da 150 cm incluso. Lampadina non inclusa.

ENG *Vintage 35 / Vintage 48: Suspension luminaire suitable for indoor application. Light shade made of very thick optical polycarbonate, injection moulded and subsequent manual finishing. Ceiling rose of thermoplastic material. 150 cm cable included. Lamp not included.*

FRA *Vintage 35 / Vintage 48: Appareil à suspension pour application à l'intérieur. Pare-lumière en polycarbonate d'une épaisseur optique élevée, par moulage par injection et finitions manuelles successives. Rosette en matériel thermoplastique. Avec 150 cm de câble d'alimentation. Ampoule non incluse. Ampoule non incluse.*

Vintage 35



Vintage 48






Vintage

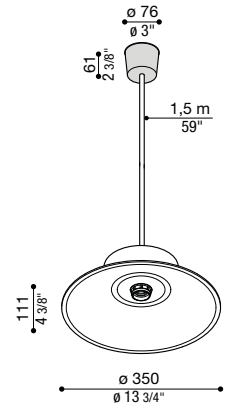
Vintage 35

Fino ad esaurimento.
Until our stock lasts.
Jusqu'à épuisement de stock.

CE

LAMP	ATT.	LAMP MAX	CFL	COL.	CODE
A - D	E27	1x60	1x33		LB1110001
	E27	LED			LB1110005
					LB1110006




POSITION



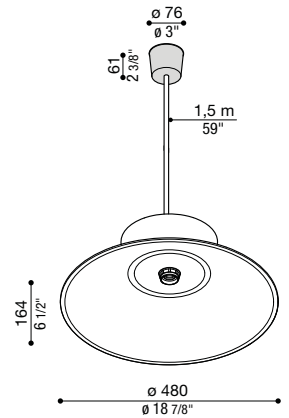
Vintage 48

Fino ad esaurimento.
Until our stock lasts.
Jusqu'à épuisement de stock.


CE


LAMP	ATT.	LAMP MAX	CFL	COL.	CODE
A - D	E27	1x60	1x33		LB1110007
	E27	LED			LB1110011
					LB1110012

POSITION



Finishing

 Bianco da stampaggio
White
Blanc moulé

 Grigio antracite/Bianco
Grey anthracite / White
Gris anthracite/Blanc

 Corten
Corten
Corten



Miss

Design
Lombardo design department



indoor



outdoor

ACCESSORI

Accessories / Accessoires

Pag. 376



Adatto anche ad uso esterno, previo utilizzo di cavo per alimentazione H05RN-F 2x1.

Corpo in lega plasto-elastomerica, appartenente alla categoria degli Elastomeri Termoplastici Vulcanizzati (TPV).

Le sue proprietà elastiche e la sua morbidezza, tipiche di una gomma, sono abbinata ad una elevata resistenza agli agenti atmosferici e alle temperature (da -50°C a punte di 145°C) tipiche dei materiali termoplastici rendendolo inoltre completamente riciclabile.

Diffusore in policarbonato.

Modello brevettato.

Modello LB3312V all'essenza di citronella. Il corpo gommoso emana un piacevole profumo, innocuo per l'uomo ma che risulta sgradito a molti insetti, per una protezione naturale dalle zanzare.

ENG Suitable for outdoor use, prior use of a cable type H05RN-F 2x1. Body made of plasto-elastomeric alloy, belonging to the Vulcanized Thermoplastic Elastomers (TPV). The elastic properties and the softness, typical of a rubber, are combined with the high resistance to atmospheric agents and temperatures (from -50°C up to 145°C) typical of thermoplastic materials. Fully recyclable. Polycarbonate diffuser. Patented model.

Model LB3312V with the essence of citronella. The rubbery body enact a pleasant scent, harmless to humans, thus unwelcome to many insects, for a natural protection against mosquitoes.

FRA Convient également pour une utilisation extérieure, avec l'utilisation du câble d'alimentation de type H05RN-F 2x1.

Corps en alliage elastomère-thermoplastique, appartenant à la catégorie des Élastomères Thermoplastiques Vulcanisés (TPV). Les propriétés élastiques et la souplesse, typique d'un caoutchouc sont combinés avec une résistance élevée aux intempéries et à la température (de -50°C à pics de 145°C) typiques de matériaux thermoplastiques. Entièrement recyclable.

Diffuseur en polycarbonate.

Modèle breveté.

Modèle LB3312V essence de citronnelle. Le corps caoutchouteux dégage une odeur agréable, sans danger pour les humains, mais désagréable pour de nombreux insectes; une protection naturelle contre les moustiques.

Miss 6



Miss

Miss 6

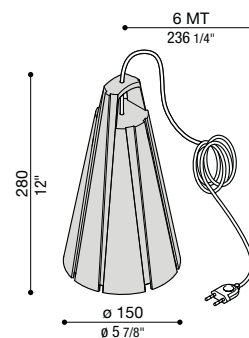
DIFF.
OPAL.

POSITION



IP 40 IP 44 CE

LAMP	ATT.	LAMP MAX	CFL	COL.	CODE
A	E27	1x23			LB33121
					LB3312Y
					LB3312R
A	E27	1x23			LB3312V



Cavo trasparente 6m con spina.
Lampade dim. max: E27 152 mm Ø 48 mm.

6-metre transparent cable with plug.
Lamp max. dim.: E27 152 mm. Ø 48 mm.

Câble transparent de 6 m avec fiche.
Lampes dim. max: E27 152 mm Ø 48 mm.

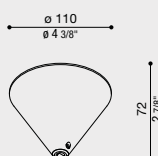
Finishing

	Bianco da stampaggio White Blanc moulé		Giallo Deco Yellow Jaune Deco
	Tender Shoots Tender Shoots Tender Shoots		Poppy Red Poppy Red Poppy Red

ACCESSORI

Accessories / Accessoires

Rosone Miss 3 - Miss 6



Kit per sospensione.

Ceiling Rose Miss 3 - Miss 6
Suspension kit.

Rosace Miss 3 - Miss 6
Kit pour suspension.

COL. CODE

LB11461

Morsettiere
Terminal blocks



Scaricatori SPD
Surge protector devices






Stile

Design
Italo Belussi



LED



indoor



outdoor

ACCESSORI

Accessories / Accessoires

Pag. 381



Adatto anche ad uso esterno.

Base in policarbonato e diffusore in vetro temprato.

Riflettore in alluminio tipo L2-1060.

Guarnizioni in silicone. Doppio pressacavo PG 13 + tappo di chiusura per singola alimentazione.

Viti imperdibili in acciaio inox A4 a testa esagonale ch.3.

LED 4000K (N) o 3000K (3). Alimentazione diretta 220-240V.

Nessun rischio fotobiologico, RGO gruppo di rischio esente (EN62471).

ENG Suitable for outdoor use.

Polycarbonate base and tempered glass diffuser.

Reflector made of aluminium type L2-1060.

Silicone gaskets. PG 13 double cable gland + cover for single power supply.

A4 stainless steel captive hex screws size 3 mm.

LED 4000K (N) or 3000K (3) LED. Integral ballast 220-240V.

No risk of photobiological damage, RGO group (EN62471).

FRA Egalement adapté à l'usage à l'extérieur.

Base en polycarbonate et diffuseur en verre trempé.

Réflecteur en aluminium type L2-1060.

Joints en silicone.

Double serre-câble PG 13 + bouchon de fermeture pour alimentation simple.

Vis six pans creux ch. 3 en acier inox type A4.

LED 4000K (N) ou 3000K (3) (blanche chaud).

Alimentation intégrée 220-240.

Pas de risque photobiologique, RGO groupe (EN62471).

Stile 330 simmetrica



Stile 260 simmetrica



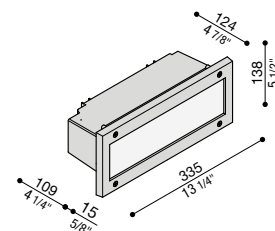
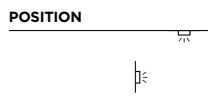
Anni di garanzia
sul circuito LED

Stile

Stile 330 simmetrica

IP 66 IK 08 5J xx7 CE

LED	W	LM	REAL LM	COL.	CODE *	* LED COLOUR
A++	15	1900	764	⊕	LL791G2□ LL791GG□ LL791GK□	N 4000K 3 3000K, lm -5%
220-240 V						
LAMP	ATT.	LAMP MAX	CFL			
A	E27	1X33	⊕		LB79122 LB7912G LB7912K	



Anello in VALOX 4512. Lampade dim. max: E27 196 mm Ø 58 mm.

Frame made of VALOX 4512.
Lamp max. dim: E27 196 mm Ø 58 mm.

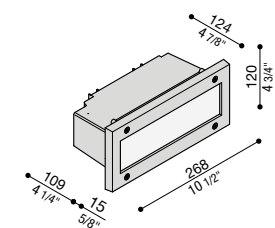
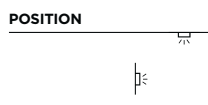
Anneau en VALOX 4512.
Lampes dim. max: E27 196 mm Ø 58 mm.



Stile 260 simmetrica

IP 66 IK 08 5J xx7 CE

LED	W	LM	REAL LM	COL.	CODE *	* LED COLOUR
A++	10	1300	386	⊕	LL781E2□ LL781EG□ LL781EK□	N 4000K 3 3000K, lm -5%
220-240 V						
LAMP	ATT.	LAMP MAX	CFL			
A	E27	1x20	⊕		LB78122 LB7812G LB7812K	



Anello in VALOX 4512. Lampade dim. max: E27 145 mm Ø 48 mm.

Frame made of VALOX 4512.
Lamp max. dim: E27 145 mm Ø 48 mm.

Anneau en VALOX 4512.
Lampes dim. max: E27 145 mm Ø 48 mm.



Finishing

	Nero da stampaggio Black Noir moulé
	Grigio High Tech Grey High Tech Gris High Tech
	Corten Corten Corten

* Led colour

N	4000K
3	3000K, lm -5%

Completa il codice sostituendo al quadrato rosso la lettera o il numero corrispondente alla temperatura colore scelta.

Complete the code by replacing the red box with the letter or number corresponding to the selected colour temperature.

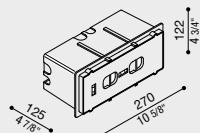
Compléter le code en remplaçant le carré rouge par la lettre ou le numéro correspondant à la sélection de température couleur.

Alimentazione diretta
Integral ballast
Alimentation intégrée
✓ 220-240 V



ACCESSORI
Accessories / Accessoires

Armatura da incasso Stile 260 Stile Next 260



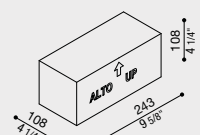
Armatura da incasso in termoplastico.

Thermoplastic recess box Stile 260 - Stile Next 260
Thermoplastic recess box.

Armature à encastrer Stile 260 / Stile Next 260
Armature à encastrer en matériau thermoplastique.

COL.	CODE
	LB11530

Cassaforma Polistirolo Stile 260 Stile Next 260



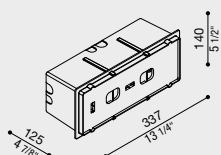
Cassaforma in polistirolo.

Polystyrene mould Stile 260 - Stile Next 260
Polystyrene mould.

Gabarit en polystyrène Stile 260 / Stile Next 260
Gabarit en polystyrène.

COL.	CODE
	LB11550

Armatura da incasso Stile 330



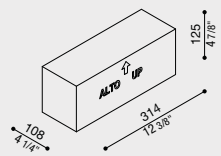
Armatura da incasso in termoplastico.

Thermoplastic recess box Stile 330
Thermoplastic recess box.

Armature à encastrer Stile 330
Armature à encastrer en matériau thermoplastique.

COL.	CODE
	LB11540

Cassaforma Polistirolo Stile 330



Cassaforma in polistirolo.

Polystyrene mould Stile 330
Polystyrene mould.

Gabarit en polystyrène Stile 330
Gabarit en polystyrène.

COL.	CODE
	LB11560

Morsettiere
Terminal blocks



Scaricatori SPD
Surge protector devices



Vela

Design
Italo Belussi



Adatto anche ad uso esterno. Diffusore in vetro acidato. Riflettore in alluminio tipo L2-1060.

Guarnizione in silicone. Viti in acciaio inox A4.

Alimentazione diretta 220-240V.

Nessun rischio fotobiologico, RG0 gruppo di rischio esente (EN62471).

ENG Suitable for indoor and outdoor use.

Acid-etched glass diffuser. Reflector made of aluminium type L2-1060.

Silicone gasket.

A4 stainless steel screws.

Integral ballast 220-240V.

No risk of photobiological damage, RG0 group (EN62471).

FRA Egalement adapté à l'usage à l'extérieur.

Diffuseur en verre acidé. Réflecteur en aluminium type L2-1060.

Joint en silicone. Vis inox type A4.

Alimentation intégrée 220-240.

Pas de risque photobiologique, RG0 groupe (EN62471).

Vela 200



Vela top 200



5 years warranty
Garantie de 5 ans

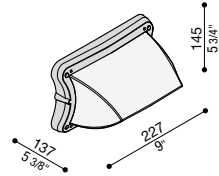
Anni di garanzia
sul circuito LED



Vela 200

DIFF.
VETRO

POSITION



IP 65 IK 06 1J xx3 C E

LAMP	ATT.	LAMP MAX	CFL	COL.	CODE
D	E27	1x60			LB88121
		sferetta verticale	⊕		LB88122
					LB8812G



Base e anello in policarbonato.
Lampade dim. max: E27 120 mm Ø 45 mm

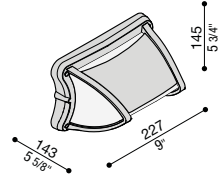
Polycarbonate base and ring.
Lamp max. dim: E27 120 mm Ø 45 mm

Base et anneau en polycarbonate.
Lampes dim. max: E27 120 mm Ø 45 mm

Vela top 200

DIFF.
VETRO

POSITION



IP 65 IK 06 1J xx3 C E

LAMP	ATT.	LAMP MAX	CFL	COL.	CODE
D	E27	1x40			LB88321
		golf ball vertical	⊕		LB88322
					LB8832G






Base e visiera in policarbonato.
Lampade dim. max: E27 120 mm Ø 45 mm

Polycarbonate base and eyelid.
Lamp max. dim: E27 120 mm Ø 45 mm

Base et casquette en polycarbonate.
Lampes dim. max: E27 120 mm Ø 45 mm

Finishing

	Bianco da stampaggio White Blanc moulé		Grigio High Tech RAL 9006 Grey High Tech RAL 9006 Gris High Tech RAL 9006
	Nero da stampaggio Black Noir moulé		

Alimentazione diretta
Integral ballast
Alimentation intégrée
✔ 220-240 V

Ego

Design
Italo Belussi



Adatto anche ad uso esterno. Diffusore in vetro acidato. Riflettore in alluminio tipo L2-1060.
Guarnizione in silicone. Viti in acciaio inox A4.

Alimentazione diretta 220-240V.

Nessun rischio fotobiologico, RGO gruppo di rischio esente (EN62471).

ENG Suitable for indoor and outdoor use. Acid-etched glass diffuser.

Reflector made of aluminium type L2-1060. Silicone gasket.

A4 stainless steel screws.

Integral ballast 220-240V.

No risk of photobiological damage, RGO group (EN62471).

FRA Egalement adapté à l'usage à l'extérieur. Diffuseur en verre acidé.

Réflecteur en aluminium type L2-1060. Joint en silicone. Vis inox type A4.

Alimentation intégrée 220-240.

Pas de risque photobiologique, RGO groupe (EN62471).

Ego up 400



Ego top 400



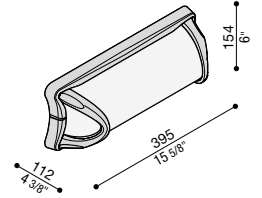


Ego up 400

Fino ad esaurimento.
Until our stock lasts.
Jusqu'à épuisement de stock.

DIFF.
VETRO

POSITION



IP 55 IK 06 1J xx3 C E

LAMP	ATT.	LAMP MAX	CFL	COL.	CODE
A - D					LB22521
	E27	1x75	1x33		LB22522
					LB2252G

Base e profili in policarbonato.
Lampade dim. max: E27 196 mm Ø 58 mm

Polycarbonate base and frame.
Lamp max. dim: E27 196 mm Ø 58 mm

Base et profils en polycarbonate.
Lampes dim. max: E27 196 mm Ø 58 mm

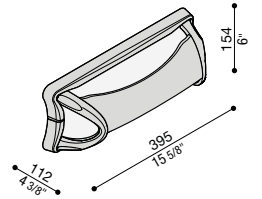


Ego top 400

Fino ad esaurimento.
Until our stock lasts.
Jusqu'à épuisement de stock.

DIFF.
VETRO

POSITION



IP 55 IK 06 1J xx3 C E

LAMP	ATT.	LAMP MAX	CFL	COL.	CODE
A - D					LB22321
	E27	1x75	1x33		LB22322
					LB2232G

Base e visiera in policarbonato.
Lampade dim. max: E27 196 mm Ø 58 mm

Polycarbonate base and eyelid.
Lamp max. dim: E27 196 mm Ø 58 mm

Base et casquette en polycarbonate.
Lampes dim. max: E27 196 mm Ø 58 mm




Finishing

	Bianco da stampaggio White Blanc moulé		Grigio High Tech RAL 9006 Grey High Tech RAL 9006 Gris High Tech RAL 9006
	Nero da stampaggio Black Noir moulé		

Alimentazione diretta
Integral ballast
Alimentation intégrée
✔ 220-240 V

Airy

Design
Italo Belussi



indoor



outdoor

ACCESSORI

Accessories / Accessoires

Pag. 391



Adatto anche ad uso esterno.
 Riflettore in alluminio tipo L2-1060.
 Guarnizione in silicone.
 Viti in acciaio inox A4.
 Predisposizione ingresso tubo rigido 16/20 mm.

Alimentazione diretta 220-240V.

Nessun rischio fotobiologico, RGO gruppo di rischio esente (EN62471).

ENG Suitable for indoor and outdoor use.
 Reflector made of aluminium type L2-1060.
 Silicone gasket.
 A4 stainless steel screws.
 Cable entry option on the side with rigid tube 16/20 mm.
Integral ballast 220-240V.
 No risk of photobiological damage, RGO group (EN62471).

FRA Egalement adapté à l'usage à l'extérieur.
 Réflecteur en aluminium type L2-1060.
 Joint en silicone. Vis inox type A4.
 Possibilité d'entrée avec un tube rigide 16/20 mm.
Alimentation intégrée 220-240.
 Pas de risque photobiologique, RGO groupe (EN62471).

Disponibili versioni a led.
 Led versions available.
 Versions led disponibles.

Airy tonda 300



Airy plus tonda 300




Airy top tonda 300



Airy plus top tonda 300



Airy ovale 300



Airy plus ovale 300



Airy top ovale 300



Airy plus top ovale 300

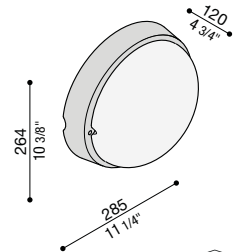


Airy

Airy tonda 300

DIFF.
VETRO

POSITION



IP 54 IK 06 1J xx3 CE

LAMP	ATT.	LAMP MAX	CFL	COL.	CODE
A - D					LB82221
	E27	1x100	1x23		LB82222
					LB8222G

Base e anello in tecnopolimero e diffusore in vetro acidato.
Lampade dim. max: E27 152 mm Ø 48 mm. Versione doppia:
lampade dim. max: E14 144 mm Ø 45 mm

Technopolymer base and ring and acid-etched glass diffuser.
Lamp max. dim: E27 152 mm Ø 48 mm.
Double version: Lamp max. dim: E14 144 mm Ø 45 mm

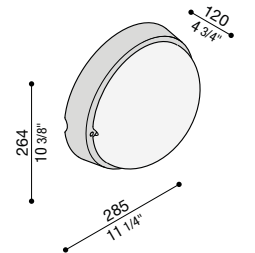
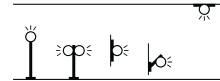
Base et anneau en technopolymère et diffuseur en verre acidé.
Lampes dim. max: E27 152 mm Ø 48 mm.
Version double - Lampes dim. max: E14 144 mm Ø 45 mm

Airy plus tonda 300

DIFF.
OPAL.

DIFF.
SEMITRASP.

POSITION



IP 65 IK 10 20J xx9 CE

LAMP	ATT.	LAMP MAX	CFL	COL.	CODE	CODE
A - D					LB85121	LB85221
	E27	1x75	1x23		LB85122	LB85222
					LB8512G	LB8522G

Base e diffusore in policarbonato, anello in tecnopolimero.
Lampade dim. max: E27 152 mm Ø 48 mm. Versione doppia:
lampade dim. max: E14 144 mm Ø 45 mm

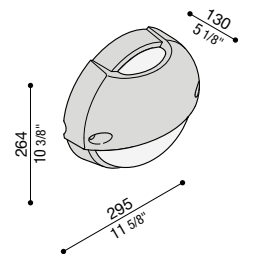
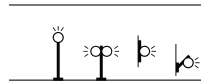
Polycarbonate base and diffuser, technopolymer ring.
Lamp max. dim: E27 152 mm Ø 48 mm.
Double version: Lamp max. dim: E14 144 mm Ø 45 mm

Base et diffuseur en polycarbonate, anneau en technopolymère.
Lampes dim. max: E27 152 mm Ø 48 mm.
Version double - Lampes dim. max: E14 144 mm Ø 45 mm

Airy top tonda 300

DIFF.
VETRO

POSITION



IP 54 IK 06 1J xx3 CE




LAMP	ATT.	LAMP MAX	CFL	COL.	CODE
A - D					LB82721
	E27	1x100	1x23		LB82722
					LB8272G

Base e visiera in tecnopolimero e diffusore in vetro acidato.
Lampade dim. max: E27 152 mm Ø 48 mm

Technopolymer base and eyelid and acid-etched glass diffuser.
Lamp max. dim: E27 152 mm Ø 48 mm

Base et casquette en technopolymère et diffuseur en verre acidé.
Lampes dim. max: E27 152 mm Ø 48 mm

Finishing

	Bianco da stampaggio White Blanc moulé		Grigio High Tech RAL 9006 Grey High Tech RAL 9006 Gris High Tech RAL 9006
	Nero da stampaggio Black Noir moulé		

Alimentazione diretta
Integral ballast
Alimentation intégrée
✔ 220-240 V

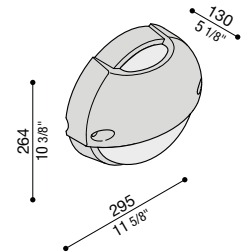
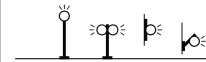


Airy plus top tonda 300

DIFF. OPAL.

DIFF. SEMITRASP.

POSITION



IP 65 IK 10 20J xx9 CE

LAMP	ATT.	LAMP MAX	CFL	COL.	CODE	CODE
A - D					LB85321	LB85421
	E27	1x75	1x23		LB85322	LB85422
					LB8532G	LB8542G

Base e diffusore in policarbonato, visiera in tecnopolimero.
Lampade dim. max: E27 152 mm Ø 48 mm

Polycarbonate base and diffuser, technopolymer eyelid.
Lamp max. dim: E27 152 mm Ø 48 mm

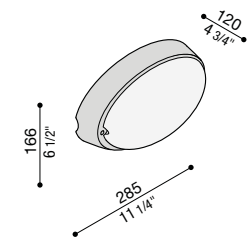
Base et diffuseur en polycarbonate, casquette en technopolymère.
Lampes dim. max: E27 152 mm Ø 48 mm



Airy ovale 300

DIFF. VETRO

POSITION



IP 54 IK 06 1J xx3 CE

LAMP	ATT.	LAMP MAX	CFL	COL.	CODE
A - D					LB82121
	E27	1x60	1x23		LB82122
					LB8212G

Base e anello in tecnopolimero e diffusore in vetro acidato.
Lampade dim. max: E27 152 mm Ø 48 mm

Technopolymer base and ring and acid-etched glass diffuser.
Lamp max. dim: E27 152 mm Ø 48 mm

Base et anneau en technopolymère et diffuseur en verre acide.
Lampes dim. max: E27 152 mm Ø 48 mm

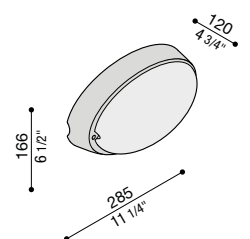
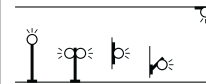


Airy plus ovale 300

DIFF. OPAL.

DIFF. SEMITRASP.

POSITION



IP 65 IK 10 20J xx9 CE

LAMP	ATT.	LAMP MAX	CFL	COL.	CODE	CODE
A - D					LB84121	LB84221
	E27	1x60	1x23		LB84122	LB84222
					LB8412G	LB8422G

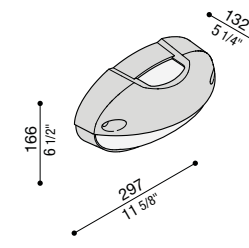



Base e diffusore in policarbonato, anello in tecnopolimero.
Lampade dim. max: E27 152 mm Ø 48 mm

Polycarbonate base and diffuser, technopolymer ring.
Lamp max. dim: E27 152 mm Ø 48 mm

Base et diffuseur en polycarbonate, anneau en technopolymère.
Lampes dim. max: E27 152 mm Ø 48 mm



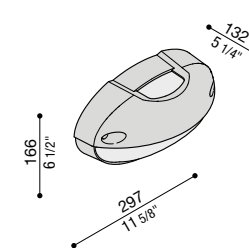



Airy

Airy top ovale 300				DIFF. VETRO	POSITION	
IP 54 IK 06 1J xx3 CE						
LAMP	ATT.	LAMP MAX	CFL	COL.	CODE	
A - D					LB82321	
E27	1x60	1x23			LB82322	
					LB8232G	

Base e visiera in tecnopolimero e diffusore in vetro acidato.
Lampade dim. max: E27 152 mm Ø 48 mm

Technopolymer base and eyelid and acid-etched glass diffuser.
Lamp max. dim: E27 152 mm Ø 48 mm

Base et casquette en technopolymère et diffuseur en verre acidé.
Lampes dim. max: E27 152 mm Ø 48 mm

Airy plus top ovale 300				DIFF. OPAL.	DIFF. SEMITRASP.	POSITION	
IP 65 IK 10 20J xx9 CE							
LAMP	ATT.	LAMP MAX	CFL	COL.	CODE	CODE	
A - D					LB84321	LB84421	
E27	1x60	1x23			LB84322	LB84422	
					LB8432G	LB8442G	



Base e diffusore in policarbonato, visiera in tecnopolimero.
Lampade dim. max: E27 152 mm Ø 48 mm

Polycarbonate base and diffuser, technopolymer eyelid.
Lamp max. dim: E27 152 mm Ø 48 mm

Base et diffuseur en polycarbonate, casquette en technopolymère.
Lampes dim. max: E27 152 mm Ø 48 mm



Finishing

 Bianco da stampaggio
White
Blanc moulé
 Nero da stampaggio
Black
Noir moulé

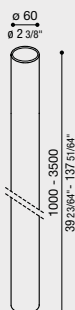
 Grigio High Tech
Grey High Tech
Gris High Tech

Alimentazione diretta
Integral ballast
Alimentation intégrée
 **220-240 V**



ACCESSORI
Accessories / Accessoires

Still



Palo diametro 60 mm in Bayblend senza basamento.
Possibilità di installazione con o senza basamento.
Anima interno palo in acciaio zincato per altezze da 2000 mm.

Still
60 mm Bayblend pole without base.
Possibility of installation with or without base.
Galvanized steel inner pole from H 2000 mm.

Still
Poteau de 60 mm en Bayblend sans socle.
Possibilité d'installation avec ou sans socle.
Noyau interne en acier galvanisé pour poteau à partir de h. 2000 mm.

H 160 mm

COL.	CODE
Black	LB11033
Grey	LB1103G
White	LB1103E
Brown	LB1103K

H 1500 mm

COL.	CODE
Black	LB1100022
Grey	LB110002G
White	LB110002E
Brown	LB110002K

H 3000 mm

COL.	CODE
Black	LB1100052
Grey	LB110005G
White	LB110005E
Brown	LB110005K

H 500 mm

COL.	CODE
Black	LB11112
Grey	LB1111G
White	LB1111E
Brown	LB1111K

H 2000 mm

COL.	CODE
Black	LB1100032
Grey	LB110003G
White	LB110003E
Brown	LB110003K

H 3500 mm

COL.	CODE
Black	LB1100062
Grey	LB110006G
White	LB110006E
Brown	LB110006K

H 1000 mm

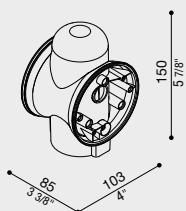
COL.	CODE
Black	LB1100012
Grey	LB110001G
White	LB110001E
Brown	LB110001K

H 2500 mm

COL.	CODE
Black	LB1100042
Grey	LB110004G
White	LB110004E
Brown	LB110004K

Disponibile colore bianco su richiesta
White version available
Version blanc disponible

Adattatore Palo Still Ø60



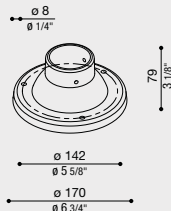
Adattatore diametro 60 mm. in policarbonato con tappo di chiusura per eventuale utilizzo con un solo punto luce.

Adaptor for Still Post Ø 60
Polycarbonate adaptor diameter 60 mm.
With blanking cap for single fixture use (one luminaire).

Adaptateur poteau Still Ø60
Adaptateur diam. 60 mm en polycarbonate avec bouchon de fermeture pour utilisation avec une seule sortie (un seul point lumière).

COL.	CODE
Black	LB11312
Grey	LB1131G
Brown	LB1131K

Basamento Palo Still Ø170 mm



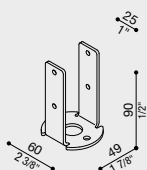
Basamento in nylon-fibra di vetro per palo diametro 60 mm.

Base Ø170 mm for Still post
Base in fibreglass-nylon for post diameter 60 mm.

Socle Ø170 mm pour poteau Still
Socles en fibre de verre - nylon pour poteau diam.60 mm

COL.	CODE
Black	LB11812
Grey	LB1181G
White	LB1181E
Brown	LB1181K

Piastra base a scomparsa palo Still



Soluzione alternativa al tradizionale interrimento o al basamento palo still mediante staffa di fissaggio a scomparsa. Consiste nell'inserire il palo still sulla staffa preforata da 3mm, realizzata in ferro zincato a caldo per immersione. Accessorio non idoneo per pali still superiori a h. 1500.

Retractable plate base
Alternative solution to the usual burial or to the post base using a retractable fixing bracket.
The post is inserted in the 3mm pre-drilled bracket made of hot-dip zinc-coated metal.
Accessory not suitable for posts higher than 1500mm.

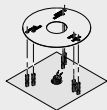
Plaque de base rétractable
Solution alternative à l'enfouissement traditionnel ou mise en place moyennant un étrier de fixation rétractable du pieu post.
Insérer le poteau Still sur l'étrier pré-percé de 3 mm, réalisé en fer galvanisé à chaud par immersion.
Accessoire ne convenant pas à des poteaux Still de plus de 1500mm de haut.

COL.	CODE
Black	LB1130006

ACCESSORI

Accessories / Accessoires

Dima e kit di fissaggio Palo Still



Dima, tirafondi e minuteria per ancoraggio del basamento al terreno.

Template and fixing kit Still Post diam. 60 mm.

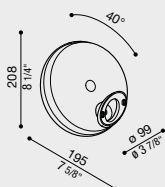
Template, fixing bolts and small metal parts to secure the base to the ground.

Gabarit, tire-fond et visserie pour poteau Still

Gabarit, tire-fond et visserie pour l'ancrage du socle au sol.

COL.	CODE
	LB11254

Braccetto Airy Tonda



Kit in policarbonato composto da supporto (A) e copertura apparecchio (B). Possibilità di montaggio a parete o su palo (inclinato di 40° o in asse al palo). Braccetto per apparecchi tondi.

Bracket Airy Tonda

Kit comprised of support (A) and fitting plate (B), both in polycarbonate.

Wall or post mounting (angled at 40° or vertical to the post). Bracket for round luminaires.

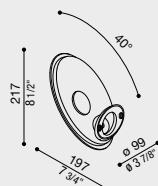
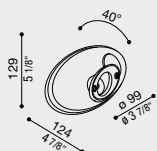
Bras Airy Tonda

Kit en polycarbonate composé du support (A) et couverture appareil (B).

Possibilité de montage au mur ou sur poteau (Incliné à 40° ou centre par rapport au poteau). Bras pour appareils ronds.

COL.	CODE
	LB11442
	LB1144G
	LB1144K

Braccetto Airy Ovale



Kit in policarbonato composto da supporto (A) e copertura apparecchio (B). Possibilità di montaggio verticale o orizzontale a parete o su palo (inclinato di 40° o in asse al palo). Braccetto per apparecchi ovali.

Bracket Airy Ovale

Kit comprised of support (A) and fitting plate (B), both in polycarbonate. Wall or post mounting (angled at 40° or vertical to the post), both vertically and horizontally. Bracket for oval luminaires.

Bras Airy Ovale

Kit en polycarbonate composé du support (A) et couverture appareil (B).

Possibilité de montage au mur vertical ou horizontal, ou sur poteau (incliné à 40° ou centre par rapport au poteau). Bras pour appareils ovales.

COL.	CODE
	LB11432
	LB1143G
	LB1143K





Nova / Class

Design
Lombardo design department



LED



indoor



outdoor

ACCESSORI

Accessories / Accessoires

Pag. 398



Adatto anche ad uso esterno.
 Base e anello/visiera in policarbonato.
 Riflettore in policarbonato o alluminio tipo L2-1060.
 Predisposizione ingresso tubo rigido 16/20 mm.
 Chiusura/apertura diffusore senza utensili.

LED 4000K (N) o 3000K (3). Alimentazione diretta 220-240V.

Nessun rischio fotobiologico, RGO gruppo di rischio esente (EN62471).

ENG Suitable for indoor and outdoor use.

Polycarbonate base and ring/eyelid.

Reflector made of polycarbonate or aluminium type L2-1060.

Cable entry option on the side with rigid tube 16/20 mm.

The diffuser can be opened/closed without the need for tools.

LED 4000K (N) or 3000K (3). Integral ballast 220-240V.

No risk of photobiological damage, RGO group (EN62471).

FRA Également adapté à l'usage à l'extérieur.

Base et anneau/casquette en polycarbonate.

Réflecteur en polycarbonate ou aluminium type L2-1060.

Possibilité d'entrée avec un tube rigide 16/20 mm.

Fermeture/ouverture du diffuseur sans outils.

LED 4000K (N) ou 3000K (3) (blanche chaud). Alimentation intégrée 220-240.

Pas de risque photobiologique, RGO groupe (EN62471).

Nova tonda 330



Class tonda 330



Nova tonda 260



Class tonda 260



Anni di garanzia
 sul circuito LED

Nova / Class

Nova tonda 330				DIFF. VETRO		POSITION	
IP 44 IK 07 2J xx5 CE							
LED	W	LM	REAL LM	COL.	CODE *	* LED COLOUR	
A++	18	1950	1530	<input type="checkbox"/> 220-240 V	<input type="checkbox"/> <input type="checkbox"/> <input type="checkbox"/>	LL812D1 <input type="checkbox"/>	<input type="checkbox"/> 4000K
					<input type="checkbox"/> <input type="checkbox"/> <input type="checkbox"/>	LL812D2 <input type="checkbox"/>	<input type="checkbox"/> 3000K, lm -5%
					<input type="checkbox"/> <input type="checkbox"/> <input type="checkbox"/>	LL812DG <input type="checkbox"/>	
A++	18	1950	1530	<input type="checkbox"/> 220-240 V 3h	<input type="checkbox"/> <input type="checkbox"/> <input type="checkbox"/>	LL812R1 <input type="checkbox"/>	
			+ LED Em. 3H - 180 lm		<input type="checkbox"/> <input type="checkbox"/> <input type="checkbox"/>	LL812R2 <input type="checkbox"/>	
					<input type="checkbox"/> <input type="checkbox"/> <input type="checkbox"/>	LL812RG <input type="checkbox"/>	
A++	18	1950	1530	<input type="checkbox"/> 220-240 V INCLUDED	<input type="checkbox"/> <input type="checkbox"/> <input type="checkbox"/>	LS812D1 <input type="checkbox"/>	
					<input type="checkbox"/> <input type="checkbox"/> <input type="checkbox"/>	LS812D2 <input type="checkbox"/>	
					<input type="checkbox"/> <input type="checkbox"/> <input type="checkbox"/>	LS812DG <input type="checkbox"/>	
LAMP	ATT.	LAMP MAX	CFL				
A - D	E27	1x100	1x33	<input type="checkbox"/> NOT INC.	<input type="checkbox"/> <input type="checkbox"/> <input type="checkbox"/>	LB81221	
					<input type="checkbox"/> <input type="checkbox"/> <input type="checkbox"/>	LB81222	
					<input type="checkbox"/> <input type="checkbox"/> <input type="checkbox"/>	LB8122G	
A - D	E27	2x60	2x30	<input type="checkbox"/>	<input type="checkbox"/> <input type="checkbox"/> <input type="checkbox"/>	LB812M1	
					<input type="checkbox"/> <input type="checkbox"/> <input type="checkbox"/>	LB812M2	
					<input type="checkbox"/> <input type="checkbox"/> <input type="checkbox"/>	LB812MG	

Diffusore in vetro acidato. Lampade dim. max: E27 196 mm Ø 58 mm. Versione doppia: lampade dim. max: E27 180 mm Ø 58 mm.

Acid-etched glass diffuser.
Lamp max. dim: E27 196 mm Ø 58 mm.
Double version: Lamp max. dim: E27 180 mm Ø 58 mm.

Diffuseur en verre acidé.
Lampes dim. max: E27 196 mm Ø 58 mm.
Version double - Lampes dim. max: E27 180 mm Ø 58 mm.

Nova tonda 260				DIFF. VETRO		POSITION	
IP 44 IK 06 1J xx3 CE							
LED	W	LM	REAL LM	COL.	CODE *	* LED COLOUR	
A++	18	1950	1515	<input type="checkbox"/> 220-240 V	<input type="checkbox"/> <input type="checkbox"/> <input type="checkbox"/>	LL802P1 <input type="checkbox"/>	<input type="checkbox"/> 4000K
					<input type="checkbox"/> <input type="checkbox"/> <input type="checkbox"/>	LL802P2 <input type="checkbox"/>	<input type="checkbox"/> 3000K, lm -5%
					<input type="checkbox"/> <input type="checkbox"/> <input type="checkbox"/>	LL802PG <input type="checkbox"/>	
A++	18	1950	1515	<input type="checkbox"/> 220-240 V 3h	<input type="checkbox"/> <input type="checkbox"/> <input type="checkbox"/>	LL802R1 <input type="checkbox"/>	
			+ LED Em. 3H - 180 lm		<input type="checkbox"/> <input type="checkbox"/> <input type="checkbox"/>	LL802R2 <input type="checkbox"/>	
					<input type="checkbox"/> <input type="checkbox"/> <input type="checkbox"/>	LL802RG <input type="checkbox"/>	
A++	18	1950	1515	<input type="checkbox"/> 220-240 V INCLUDED	<input type="checkbox"/> <input type="checkbox"/> <input type="checkbox"/>	LS802P1 <input type="checkbox"/>	
					<input type="checkbox"/> <input type="checkbox"/> <input type="checkbox"/>	LS802P2 <input type="checkbox"/>	
					<input type="checkbox"/> <input type="checkbox"/> <input type="checkbox"/>	LS802PG <input type="checkbox"/>	
LAMP	ATT.	LAMP MAX	CFL				
A - D	E27	1x75	1x15	<input type="checkbox"/> NOT INC.	<input type="checkbox"/> <input type="checkbox"/> <input type="checkbox"/>	LB80221	
					<input type="checkbox"/> <input type="checkbox"/> <input type="checkbox"/>	LB80222	
					<input type="checkbox"/> <input type="checkbox"/> <input type="checkbox"/>	LB8022G	

Diffusore in vetro acidato. Lampade dim. max: E27 128 mm Ø 48 mm.

Acid-etched glass diffuser.
Lamp max. dim: E27 128 mm Ø 48 mm.

Diffuseur en verre acidé.
Lampes dim. max: E27 128 mm Ø 48 mm.

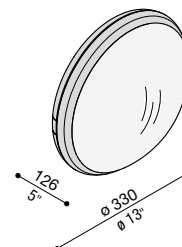
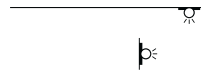


Class tonda 330

DIFF. OPAL.

DIFF. SEMITRASP.

POSITION



IP65 IK 10 20J xx9 CE

LED	W	LM	REAL LM	COL.	CODE *	CODE *	* LED COLOUR
A++	18	1950	1256-1701	☐ ✓ 220-240 V	LL581Q1☐	LL582Q1☐	N 4000K 3 3000K, lm -5%
					LL581Q2☐	LL582Q2☐	
					LL581QG☐	LL582QG☐	
A++	18	1950	1256-1701 + LED Em. 3H-180 lm	☐ ✓ 220-240 V	LL581B1☐	LL582B1☐	
					LL581B2☐	LL582B2☐	
					LL581BG☐	LL582BG☐	
A++	18	1950	1256	☐ ✓ 220-240 V	LS581Q1☐		
					LS581Q2☐		
					LS581QG☐		
LAMP	ATT.	LAMP MAX	CFL				
A - D	E27	1x100	1x33	☐	LB58121	LB58221	
					LB58122	LB58222	
					LB5812G	LB5822G	
A - D	E27	2x60	2x30	☐	LB581M1	LB582M1	
					LB581M2	LB582M2	
					LB581MG	LB582MG	

Diffusore in policarbonato. Guarnizione in silicone.
Lampade dim. max: E27 196 mm Ø 58 mm.
Versione doppia: lampade dim. max: E27 180 mm Ø 58 mm.

Polycarbonate diffuser. Silicone gasket.
Lamp max. dim: E27 196 mm Ø 58 mm.
Double version: Lamp max. dim: E27 180 mm Ø 58 mm

Diffuseur en polycarbonate. Joint en silicone.
Lampes dim. max: E27 196 mm Ø 58 mm.
Version double - Lampes dim. max: E27 180 mm Ø 58 mm.

Finishing

- Bianco da stampaggio
White
- Blanc moulé
- Nero da stampaggio
Black
- Noir moulé
- Grigio High Tech
Grey High Tech
- Gris High Tech

- * **Led colour**
- N 4000K
- 3 3000K, lm -5%

Completa il codice sostituendo al quadrato rosso la lettera o il numero corrispondente alla temperatura colore scelta.

Complete the code by replacing the red box with the letter or number corresponding to the selected colour temperature.

Compléter le code en remplaçant le carré rouge par la lettre ou le numéro correspondant à la sélection de température couleur.

Alimentazione diretta
Integral ballast
Alimentation intégrée
✓ 220-240 V

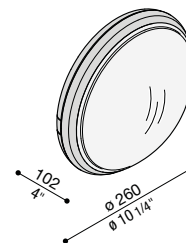


Nova / Class

Class tonda 260

IP65 IK10 20J xx9 C€

LED	W	LM	REAL LM	COL.	CODE *	CODE *	* LED COLOUR	
A++	18	1950	1223-1658		220-240 V	LL591P1	LL592P1	<input type="checkbox"/> 4000K <input checked="" type="checkbox"/> 3000K, lm -5%
						LL591P2	LL592P2	
						LL591PG	LL592PG	
A++	18	1950	1223		220-240 V	LL591B1		
						LL591B2		
						LL591BG		
A++	18	1950	1223		220-240 V	LS591P1		
						LS591P2		
						LS591PG		
LAMP	ATT.	LAMP MAX	CFL					
A - D	E27	1x75	1x15		LB59121	LB59221		
					LB59122	LB59222		
					LB5912G	LB5922G		



Diffusore in policarbonato. Guarnizione in silicone. Lampade dim. max: E27 128 mm Ø 48 mm.

Polycarbonate diffuser. Silicone gasket. Lamp max. dim: E27 128 mm Ø 48 mm.

Diffuseur en polycarbonate. Joint en silicone. Lampes dim. max: E27 128 mm Ø 48 mm.

Finishing

	Bianco da stampaggio White Blanc moulé
	Nero da stampaggio Black Noir moulé
	Grigio High Tech RAL 9006 Grey High Tech RAL 9006 Gris High Tech RAL 9006

* Led colour

- 4000K
- 3000K, lm -5%

Completa il codice sostituendo al quadrato rosso la lettera o il numero corrispondente alla temperatura colore scelta.

Complete the code by replacing the red box with the letter or number corresponding to the selected colour temperature.

Compléter le code en remplaçant le carré rouge par la lettre ou le numéro correspondant à la sélection de température couleur.

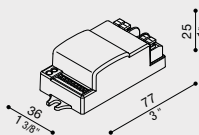
Alimentazione diretta

Integral ballast
Alimentation intégrée
 220-240 V

ACCESSORI

Accessories / Accessoires

Sensore di Movimento



Kit di montaggio per sensore di movimento crepuscolare.
Per la versione E27 è consigliabile l'utilizzo di lampadine FTB ad accensione illimitata (ON/OFF unlimited).

Motion sensor
Mounting kit for motion sensor (which may be mounted inside the fixture).
For E27 version we recommend the use of "on/off unlimited" FTP lamps.

Détecteur de présence
Kit de montage pour détecteur de mouvement crépusculaire.
Pour la version E27 il est conseillé d'utiliser l'appareil avec des lampes FTB de type on/off illimité (ON/OFF unlimited).

COL. CODE
LB11295

Morsettiere
Terminal blocks




Scaricatori SPD
Surge protector devices





Montaggio e smontaggio senza utensili.
 Opening / closing of the diffuser without tools.
 Montage et démontage sans outils.



Torch

Design
Lombardo design department



indoor



outdoor

Adatto anche ad uso esterno. Diffusore in policarbonato. Top in tecnopolimero. Riflettore in alluminio tipo L2-1060. Guarnizioni in silicone. Bulloneria in acciaio inox A4. Cavo di alimentazione H05RN-F pre-cablato.

ENG Suitable for outdoor use. Polycarbonate diffuser. Technopolymer top. Reflector made of aluminium type L2-1060. Silicone gaskets. A4 stainless steel nuts and bolts. H05RN-F pre-wired cable.

FRA Egalement adapté à l'usage à l'extérieur. Diffuseur en polycarbonate. Partie supérieure en technopolymère. Réflecteur en aluminium type L2-1060. Joints en silicone. Visserie en acier inox type A4. Câble d'alimentation H05RN-F pré-câblé.

Torch		DIFF. POLIGLASS	POSITION		
<p>Fino ad esaurimento. Until our stock lasts. Jusqu'à épuisement de stock.</p> <p>IP66 IK 08 5J xx7 CE</p>					
LAMP	ATT.	LAMP MAX	CFL	COL.	CODE
A	E27	1X33	<input type="checkbox"/>		LB25722

Lampade dim. max: E27 196 mm Ø 58 mm

Lamp max. dim: E27 196 mm Ø 58 mm

Lampes dim. max: E27 196 mm Ø 58 mm

Finishing

Nero da stampaggio
Black
Noir moulé

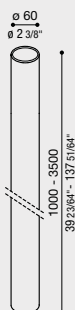




ACCESSORI

Accessories / Accessoires

Still



Palo diametro 60 mm in Bayblend senza basamento.
Possibilità di installazione con o senza basamento.
Anima interno palo in acciaio zincato per altezze da 2000 mm.

Still
60 mm Bayblend pole without base.
Possibility of installation with or without base.
Galvanized steel inner pole from H 2000 mm.

Still
Poteau de 60 mm en Bayblend sans socle.
Possibilité d'installation avec ou sans socle.
Noyau interne en acier galvanisé pour poteau à partir de h. 2000 mm.

H 160 mm

COL.	CODE
	LB11033
	LB1103G
	LB1103E
	LB1103K

H 1500 mm

COL.	CODE
	LB1100022
	LB110002G
	LB110002E
	LB110002K

H 3000 mm

COL.	CODE
	LB1100052
	LB110005G
	LB110005E
	LB110005K

H 500 mm

COL.	CODE
	LB11112
	LB1111G
	LB1111E
	LB1111K

H 2000 mm

COL.	CODE
	LB1100032
	LB110003G
	LB110003E
	LB110003K

H 3500 mm

COL.	CODE
	LB1100062
	LB110006G
	LB110006E
	LB110006K

H 1000 mm

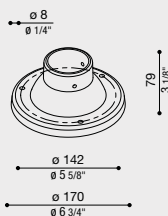
COL.	CODE
	LB1100012
	LB110001G
	LB110001E
	LB110001K

H 2500 mm

COL.	CODE
	LB1100042
	LB110004G
	LB110004E
	LB110004K

Disponibile colore bianco su richiesta
White version available
Version blanc disponible

Basamento Palo Still Ø170 mm



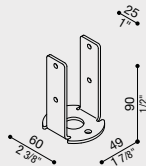
Basamento in nylon-fibra di vetro per palo diametro 60 mm.

Base Ø170 mm for Still post
Base in fibreglass-nylon for post diameter 60 mm.

Socle Ø170 mm pour poteau Still
Socles en fibre de verre - nylon pour poteau diam.60 mm

COL.	CODE
	LB11812
	LB1181G
	LB1181E
	LB1181K

Piastra base a scomparsa palo Still



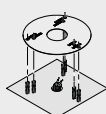
Soluzione alternativa al tradizionale interramento o al basamento palo still mediante staffa di fissaggio a scomparsa. Consiste nell'inserire il palo still sulla staffa preforata da 3mm, realizzata in ferro zincato a caldo per immersione. Accessorio non idoneo per pali still superiori a h. 1500.

Retractable plate base
Alternative solution to the usual burial or to the post base using a retractable fixing bracket.
The post is inserted in the 3mm pre-drilled bracket made of hot-dip zinc-coated metal.
Accessory not suitable for posts higher than 1500mm.

Plaque de base rétractable
Solution alternative à l'enfouissement traditionnel ou mise en place moyennant un étrier de fixation rétractable du pieu post. Insérer le poteau Still sur l'étrier pré-percé de 3 mm, réalisé en fer galvanisé à chaud par immersion. Accessoire ne convenant pas à des poteaux Still de plus de 1500mm de haut.

COL.	CODE
	LB1130006

Dima e kit di fissaggio Palo Still



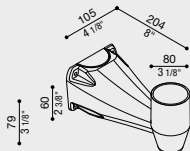
Dima, tirafondi e minuteria per ancoraggio del basamento al terreno.

Template and fixing kit Still Post diam. 60 mm.
Template, fixing bolts and small metal parts to secure the base to the ground.

Gabarit, tire-fond et visserie pour poteau Still
Gabarit, tire-fond et visserie pour l'ancrage du socle au sol.

COL.	CODE
	LB11254

Braccetto Torch



Braccetto in tecnopolimero. Possibilità di montaggio a parete o su palo (doppio o tripla).

Bracket Torch
Technopolymer bracket.
Can be fitted to the wall or on a post (double or triple).

Bras Torch
Bras en technopolymère.
Utilisation pour poteau (2 ou 3 produits) ou mur.

COL.	CODE
	LB11362

Green

Design
Italo Belussi



indoor



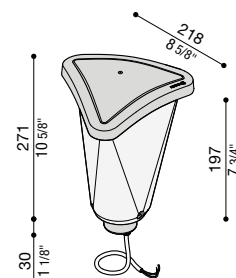
outdoor

Adatto anche ad uso esterno. Diffusore in policarbonato. Top in tecnopolimero. Riflettore in alluminio tipo L2-1060. Guarnizioni in silicone. Bulloneria in acciaio inox A4. Cavo di alimentazione H05RN-F pre-cablato.

ENG Suitable for outdoor use. Polycarbonate diffuser. Technopolymer top. Reflector made of aluminium type L2-1060. Silicone gaskets. A4 stainless steel nuts and bolts. H05RN-F pre-wired cable.

FRA Egalement adapté à l'usage à l'extérieur. Diffuseur en polycarbonate. Partie supérieure en technopolymère. Réflecteur en aluminium type L2-1060. Joints en silicone. Visserie en acier inox type A4. Câble d'alimentation H05RN-F pré-câblé.

Green		DIFF. TRASP.		POSITION	
IP66 IK 08 5J xx7 CE					
LAMP	ATT.	LAMP MAX	CFL	COL.	CODE
A - D	E27	1x75	1x33	■	LB12622



Lampade dim. max: E27 196 mm Ø 58 mm

Lamp max. dim: E27 196 mm Ø 58 mm

Lampes dim. max: E27 196 mm Ø 58 mm

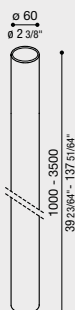
Finishing

■ Nero da stampaggio
Black
Noir moulé



ACCESSORI
Accessories / Accessoires

Still



Palo diametro 60 mm in Bayblend senza basamento.
Possibilità di installazione con o senza basamento.
Anima interno palo in acciaio zincato per altezze da 2000 mm.

Still
60 mm Bayblend pole without base.
Possibility of installation with or without base.
Galvanized steel inner pole from H 2000 mm.

Still
Poteau de 60 mm en Bayblend sans socle.
Possibilité d'installation avec ou sans socle.
Noyau interne en acier galvanisé pour poteau à partir de h. 2000 mm.

H 160 mm

COL.	CODE
	LB11033
	LB1103G
	LB1103E
	LB1103K

H 1500 mm

COL.	CODE
	LB1100022
	LB110002G
	LB110002E
	LB110002K

H 3000 mm

COL.	CODE
	LB1100052
	LB110005G
	LB110005E
	LB110005K

H 500 mm

COL.	CODE
	LB11112
	LB1111G
	LB1111E
	LB1111K

H 2000 mm

COL.	CODE
	LB1100032
	LB110003G
	LB110003E
	LB110003K

H 3500 mm

COL.	CODE
	LB1100062
	LB110006G
	LB110006E
	LB110006K

H 1000 mm

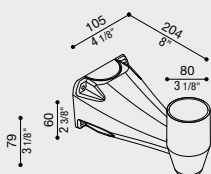
COL.	CODE
	LB1100012
	LB110001G
	LB110001E
	LB110001K

H 2500 mm

COL.	CODE
	LB1100042
	LB110004G
	LB110004E
	LB110004K

Disponibile colore bianco su richiesta
White version available
Version blanc disponible

Braccetto Green



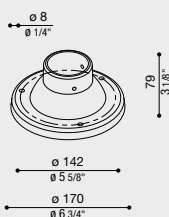
Braccetto in tecnopolimero.
Possibilità di montaggio a parete o su palo (doppio o triplo).

Bracket Green
Technopolymer bracket.
Can be fitted to the wall or on a post (double or triple).

Bras Green
Bras en technopolymère.
Utilisation pour poteau (2 ou 3 produits) ou mur.

COL.	CODE
	LB11362

Basamento Palo Still Ø170 mm



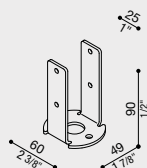
Basamento in nylon-fibra di vetro per palo diametro 60 mm.

Base Ø170 mm for Still post
Base in fibreglass-nylon for post diameter 60 mm.

Socle Ø170 mm pour poteau Still
Socles en fibre de verre - nylon pour poteau diam.60 mm

COL.	CODE
	LB11812
	LB1181G
	LB1181E
	LB1181K

Piastra base a scomparsa palo Still



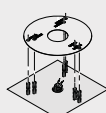
Soluzione alternativa al tradizionale interrimento o al basamento palo still mediante staffa di fissaggio a scomparsa. Consiste nell'inserire il palo still sulla staffa preforata da 3mm, realizzata in ferro zincato a caldo per immersione. Accessorio non idoneo per pali still superiori a h. 1500.

Retractable plate base
Alternative solution to the usual burial or to the post base using a retractable fixing bracket.
The post is inserted in the 3mm pre-drilled bracket made of hot-dip zinc-coated metal.
Accessory not suitable for posts higher than 1500mm.

Plaque de base rétractable
Solution alternative à l'enfouissement traditionnel ou mise en place moyennant un étrier de fixation rétractable du pieu post.
Insérer le poteau Still sur l'étrier pré-percé de 3 mm, réalisé en fer galvanisé à chaud par immersion.
Accessoire ne convenant pas à des poteaux Still de plus de 1500mm de haut.

COL.	CODE
	LB1130006

Dima e kit di fissaggio Palo Still



Dima, tirafondi e minuteria per ancoraggio del basamento al terreno.

Template and fixing kit Still Post diam. 60 mm.
Template, fixing bolts and small metal parts to secure the base to the ground.

Gabarit, tire-fond et visserie pour poteau Still
Gabarit, tire-fond et visserie pour l'ancrage du socle au sol.

COL.	CODE
	LB11254

Gem

Design
Lombardo design department



indoor

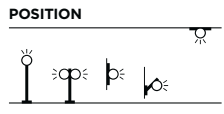
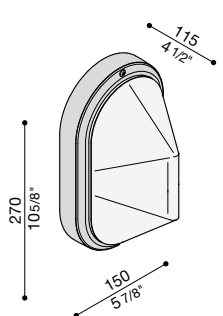




outdoor

Adatto anche ad uso esterno. Diffusore in vetro satinato. Riflettore in alluminio tipo L2-1060.
Guarnizione in silicone. Viti in acciaio inox A4.

ENG Suitable for indoor and outdoor use. Frosted glass diffuser.
Reflector made of aluminium type L2-1060. Silicone gasket.
A4 stainless steel screws.

FRA Egalement adapté à l'usage à l'extérieur. Diffuseur en verre satiné.
Réflecteur en aluminium type L2-1060. Joint en silicone.
Vis inox type A4.

Gem ovale 270				DIFF. VETRO	POSITION 	
IP66 IK 07 2J xx5 CE						
LAMP	ATT.	LAMP MAX	CFL	COL.	CODE	
A - D	E27	1x60	1x15		LB14122	

Base e anello in policarbonato.
Lampade dim.max: E27 128 mm Ø 48 mm

Polycarbonate base and ring.
Lamp max. dim: E27 128 mm Ø 48 mm.

Base et anneau en polycarbonate.
Lampes dim. max: E27 128 mm Ø 48 mm

Finishing

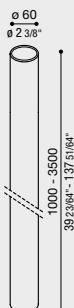
 Nero da stampaggio
Black
Noir moulé



ACCESSORI
Accessories / Accessoires

Still

Palo diametro 60 mm in Bayblend senza basamento. Possibilità di installazione con o senza basamento. Anima interno palo in acciaio zincato per altezze da 2000 mm.



Still
60 mm Bayblend pole without base.
Possibility of installation with or without base.
Galvanized steel inner pole from H 2000 mm.

Still
Poteau de 60 mm en Bayblend sans socle.
Possibilité d'installation avec ou sans socle. Noyau interne en acier galvanisé pour poteau à partir de h. 2000 mm.

H 160 mm

COL.	CODE
Black	LB11033
Grey	LB1103G
White	LB1103E
Brown	LB1103K

H 1000 mm

COL.	CODE
Black	LB1100012
Grey	LB110001G
White	LB110001E
Brown	LB110001K

H 2000 mm

COL.	CODE
Black	LB1100032
Grey	LB110003G
White	LB110003E
Brown	LB110003K

H 3000 mm

COL.	CODE
Black	LB1100052
Grey	LB110005G
White	LB110005E
Brown	LB110005K

H 500 mm

COL.	CODE
Black	LB11112
Grey	LB1111G
White	LB1111E
Brown	LB1111K

H 1500 mm

COL.	CODE
Black	LB1100022
Grey	LB110002G
White	LB110002E
Brown	LB110002K

H 2500 mm

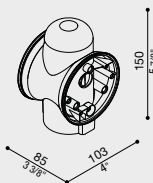
COL.	CODE
Black	LB1100042
Grey	LB110004G
White	LB110004E
Brown	LB110004K

H 3500 mm

COL.	CODE
Black	LB1100062
Grey	LB110006G
White	LB110006E
Brown	LB110006K

Disponibile colore bianco su richiesta - White version available - Version blanc disponible

Adattatore Palo Still Ø60



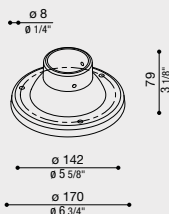
Adattatore diametro 60 mm. in policarbonato con tappo di chiusura per eventuale utilizzo con un solo punto luce.

Adaptor for Still Post Ø 60
Polycarbonate adaptor diameter 60 mm.
With blanking cap for single fixture use (one luminaire).

Adaptateur poteau Still Ø60
Adaptateur diam. 60 mm en polycarbonate avec bouchon de fermeture pour utilisation avec une seule sortie (un seul point lumière).

COL.	CODE
Black	LB11312
Grey	LB1131G
Brown	LB1131K

Basamento Palo Still Ø170 mm



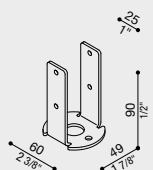
Basamento in nylon-fibra di vetro per palo diametro 60 mm.

Base Ø170 mm for Still post
Base in fibreglass-nylon for post diameter 60 mm.

Socle Ø170 mm pour poteau Still
Socles en fibre de verre - nylon pour poteau diam.60 mm

COL.	CODE
Black	LB11812
Grey	LB1181G
White	LB1181E
Brown	LB1181K

Piastra base a scomparsa palo Still



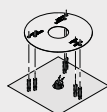
Soluzione alternativa al tradizionale interrimento o al basamento palo still mediante staffa di fissaggio a scomparsa. Consiste nell'inserire il palo still sulla staffa preforata da 3mm, realizzata in ferro zincato a caldo per immersione. Accessorio non idoneo per pali still superiori a h. 1500.

Retractable plate base
Alternative solution to the usual burial or to the post base using a retractable fixing bracket. The post is inserted in the 3mm pre-drilled bracket made of hot-dip zinc-coated metal. Accessory not suitable for posts higher than 1500mm.

Plaque de base rétractable
Solution alternative à l'enfouissement traditionnel ou mise en place moyennant un étrier de fixation rétractable du pieu post. Insérer le poteau Still sur l'étrier pré-percé de 3 mm, réalisé en fer galvanisé à chaud par immersion. Accessoire ne convenant pas à des poteaux Still de plus de 1500mm de haut.

COL.	CODE
Black	LB1130006

Dima e kit di fissaggio Palo Still



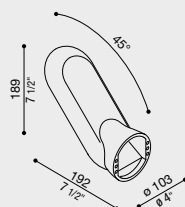
Dima, tirafondi e minuteria per ancoraggio del basamento al terreno.

Template and fixing kit Still Post diam. 60 mm.
Template, fixing bolts and small metal parts to secure the base to the ground.

Gabarit, tire-fond et visserie pour poteau Still
Gabarit, tire-fond et visserie pour l'ancrage du socle au sol.

COL.	CODE
Black	LB11254

Braccetto Gem Ovale



Braccetto in policarbonato. Possibilità di montaggio a parete o su palo.

Bracket Gem Ovale
Bracket in polycarbonate for wall or post mounting.

Bras Gem Ovale
Bras en polycarbonate. Possibilité de montage au mur ou sur poteau.

COL.	CODE
Black	LB11222

Prima

Design
Giugiaro



Adatto anche ad uso esterno. Diffusore in vetro satinato.
Riflettore in alluminio tipo L2-1060. Viti in acciaio inox A4.

ENG Suitable for indoor and outdoor use. Frosted glass diffuser.
Reflector made of aluminium type L2-1060. A4 Stainless steel screws.

FRA Egalement adapté à l'usage à l'extérieur. Diffuseur en verre satiné.
Réflecteur en aluminium type L2-1060. Vis inox type A4.

Primask 250		DIFF. VETRO	POSITION		
IP 44 IK 06 1J xx3 CE					
LAMP	ATT.	LAMP MAX	CFL	COL.	CODE
A - D	E27	1x60	1x15	<input type="checkbox"/>	LB55321
					LB55322

Base e visiera in tecnopolimero.
Lampade dim.max: E27 128 mm Ø 48 mm

Technopolymer base and eyelid.
Lamp max. dim: E27 128 mm Ø 48 mm

Base et casquette en technopolymère.
Lampes dim. max: E27 128 mm Ø 48 mm

Finishing

<input type="checkbox"/>	Bianco da stampaggio White Blanc moulé
<input type="checkbox"/>	Nero da stampaggio Black Noir moulé



Design
Lombardo design department



Adatto anche ad uso esterno. Base e anello in tecnopolimero. Guarnizione in silicone. Chiusura/apertura diffusore senza utensili.

ENG Suitable for indoor and outdoor use. Technopolymer base and ring. Silicone gasket. The diffuser can be opened/closed without the need for tools.

FRA Egalement adapté à l'usage à l'extérieur. Base et anneau en technopolymère. Joint en silicone. Fermeture/ouverture du diffuseur sans outils.

Excell tonda 300		DIFF. SEMITRASP.	POSITION		
IP54 IK 07 2J xx5 C E					
LAMP	ATT.	LAMP MAX	CFL	COL.	
A - D	E27	1x100	1x20		LB26221

Diffusore in policarbonato. Riflettore in alluminio tipo L2-1060 o policarbonato. Lampade dim. max: E27 152 mm Ø 48 mm.

Polycarbonate diffuser. Reflector made of polycarbonate or aluminium type L2-1060. Lamp max. dim: E27 152 mm Ø 48 mm.

Diffuseur en polycarbonate. Réflecteur en polycarbonate ou aluminium type L2-1060. Lampes dim. max: E27 152 mm Ø 48 mm.

Finishing

Bianco da stampaggio
White
Blanc moulé

Luce

Design
Lombardo design department



Adatto anche ad uso esterno. Base e diffusore in polycarbonato. Riflettore in alluminio tipo L2-1060.
Guarnizione in silicone. Viti in acciaio inox A4. Predisposizione ingresso tubo rigido 16/20 mm.

ENG Suitable for indoor and outdoor use.
Polycarbonate base and diffuser. Reflector made of aluminium type L2-1060.
Silicone gasket. A4 stainless steel screws.
Cable entry option on the side with rigid tube 16/20 mm.

FRA Egalement adapté à l'usage à l'extérieur.
Base et diffuseur en polycarbonate. Réflecteur en aluminium type L2-1060.
Joint en silicone. Vis inox type A4.
Possibilité d'entrée avec un tube rigide 16/20 mm.

Finishing

	Bianco da stampaggio White Blanc moulé
	Grigio Ral 7035 da stampaggio Grey Ral 7035 Gris Ral 7035 moulé

Luce tonda 260



Luce mini tonda 220



Luce ovale 260



Luce mini ovale 220

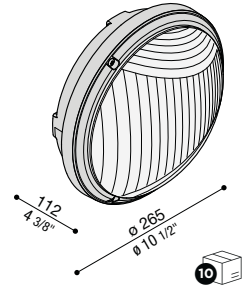




Luce tonda 260

DIFF. SEMITRASP.

POSITION



IP 66 IK 10 20J xx9 C€

LAMP	ATT.	LAMP MAX	CFL	COL.	CODE
A - D	E27	1x100	1x23		LB53221
					LB53224

Lampade dim. max: E27152 mm Ø 48 mm

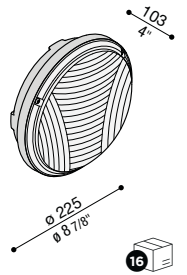
Lamp max. dim: E27152 mm Ø 48 mm

Lampes dim. max: E27152 mm Ø 48 mm

Luce mini tonda 220

DIFF. SEMITRASP.

POSITION



IP 66 IK 09 10J xx7 C€

LAMP	ATT.	LAMP MAX	CFL	COL.	CODE
A - D	E27	1x60	1x15		LB53121
					LB53124

Lampade dim. max: E27128 mm Ø 48 mm

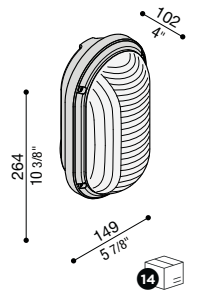
Lamp max. dim: E27128 mm Ø 48 mm

Lampes dim. max: E27128 mm Ø 48 mm

Luce ovale 260

DIFF. SEMITRASP.

POSITION



IP 65 IK 10 20J xx9 C€

LAMP	ATT.	LAMP MAX	CFL	COL.	CODE
A - D	E27	1x75	1x23		LB53421
					LB53424

Lampade dim. max: E27152 mm Ø 48 mm

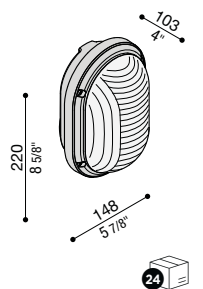
Lamp max. dim: E27152 mm Ø 48 mm

Lampes dim. max: E27152 mm Ø 48 mm

Luce mini ovale 220

DIFF. SEMITRASP.

POSITION



IP 66 IK 09 10J xx7 C€

LAMP	ATT.	LAMP MAX	CFL	COL.	CODE
A - D	E27	1x60	1x15		LB53621
					LB53624

Lampade dim. max: E27128 mm Ø 48 mm

Lamp max. dim: E27128 mm Ø 48 mm

Lampes dim. max: E27128 mm Ø 48 mm

Nido

Design
Italo Belussi



Adatto anche ad uso esterno. Base e diffusore in policarbonato.
Riflettore in alluminio tipo L2-1060.
Guarnizione in silicone. Viti in acciaio inox A4.
Modello brevettato.

ENG Suitable for indoor and outdoor use. Polycarbonate base and diffuser.
Reflector made of aluminium type L2-1060. Silicone gasket. A4 stainless steel
screws. Patented model.

FRA Egalement adapté à l'usage à l'extérieur. Base et diffuseur en polycarbonate.
Réflecteur en aluminium type L2-1060. Joint en silicone. Vis inox type A4.
Modèle breveté.

Nido tonda 240



Nido ovale 240





Nido tonda 240				DIFF. OPAL.	DIFF. SEMITRASP.	POSITION 	
IP 55 IK 08 5J xx7 CE							
LAMP	ATT.	LAMP MAX	CFL	COL.	CODE	CODE	
A	E27	1x20			LB24220	LB2422N	

LB2422A diffusore ambra verniciato traslucido. Lampade dim. max: E27 145 mm Ø 48 mm

LB2422A translucent amber diffuser (painted). Lamp max. dim: E27 145 mm Ø 48 mm

LB2422A Diffuseur verni couleur ambre translucide. Lampes dim. max: E27 145 mm Ø 48 mm

Nido ovale 240				DIFF. OPAL.	DIFF. SEMITRASP.	POSITION 	
IP 55 IK 08 5J xx7 CE							
LAMP	ATT.	LAMP MAX	CFL	COL.	CODE	CODE	
A	E27	1x20			LB24120	LB2412N	

LB2412A diffusore ambra verniciato traslucido. Lampade dim. max: E27 145 mm Ø 48 mm

LB2412A translucent amber diffuser (painted). Lamp max. dim: E27 145 mm Ø 48 mm

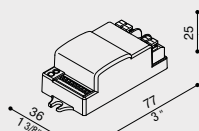
LB2412A Diffuseur verni couleur ambre translucide. Lampes dim. max: E27 145 mm Ø 48 mm

Finishing

Trasparente Satinato
Transparent satin effect
Transparent satiné

ACCESSORI
Accessories / Accessoires

Sensore di Movimento



Kit di montaggio per sensore di movimento crepuscolare.
Per la versione E27 è consigliabile l'utilizzo di lampadine FTB ad accensione illimitata (ON/OFF unlimited).

Motion sensor
Mounting kit for motion sensor (which may be mounted inside the fixture).
For E27 version we recommend the use of "on/off unlimited" FTP lamps.

Détecteur de présence
Kit de montage pour détecteur de mouvement crépusculaire.
Pour la version E27 il est conseillé d'utiliser l'appareil avec des lampes FTB de type on/off illimité (ON/OFF unlimited).

COL. CODE
LB11295

Morsettiere
Terminal blocks



Scaricatori SPD
Surge protector devices



Twister


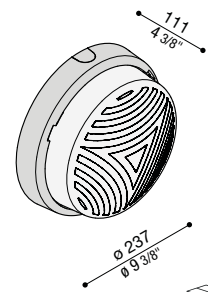

Design
Lombardo design department



Adatto anche ad uso esterno. Base in tecnopolimero. Diffusore in vetro satinato. Riflettore in alluminio tipo L2-1060. Plafoniera predisposta per vite di sicurezza. Predisposizione doppio ingresso tubo 16/20 mm. Chiusura/apertura diffusore senza utensili.

ENG Suitable for indoor and outdoor use. Technopolymer base. Frosted glass diffuser. Reflector made of aluminium type L2-1060. Luminaire provided with safety screw. Two cable entry options on the side with rigid tube 16/20 mm. The diffuser can be opened/closed without the need for tools.

FRA Egalement adapté à l'usage à l'extérieur. Base en technopolymère. Diffuseur en verre satiné. Réflecteur en aluminium type L2-1060. lafonnier prédisposé pour vis de sécurité. Possibilité pour deux entrées avec tube rigide 16/20 mm. Fermeture/ouverture du diffuseur sans outils.


Twister tonda 240		DIFF. VETRO	POSITION 		
IP 44 IK 07 2J xx5 CE					
LAMP	ATT.	LAMP MAX	CFL	COL.	CODE
A	E27	1x100	1x20		LB54221

Lampade dim. max: E27 137 mm Ø 60 mm

Lamp max. dim: E27 137 mm Ø 60 mm

Lampes dim. max: E27 137 mm Ø 60 mm

Finishing

 Bianco da stampaggio
White
Blanc moulé

12

Design
Italo Belussi



indoor

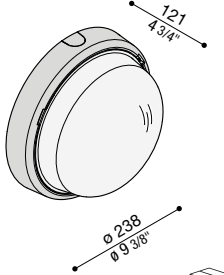




outdoor

Adatto anche ad uso esterno. Base in tecnopolimero. Diffusore in policarbonato. Riflettore in alluminio tipo L2-1060. Plafoniera predisposta per vite di sicurezza. Predisposizione doppio ingresso tubo 16/20 mm. Chiusura/apertura diffusore senza utensili.

ENG Suitable for indoor and outdoor use. Technopolymer base. Polycarbonate diffuser. Reflector made of aluminium type L2-1060. Luminaire provided with safety screw. Two cable entry options on the side with rigid tube 16/20 mm. The diffuser can be opened/closed without the need for tools.

FRA Egalement adapté à l'usage à l'extérieur. Base en technopolymère. Diffuseur en polycarbonate. Réflecteur en aluminium type L2-1060. Plafonnier prédisposé pour vis de sécurité. Possibilité pour deux entrées avec tube rigide 16/20 mm. Fermeture/ouverture du diffuseur sans outils.


Rock tonda 240		DIFF. OPAL.	DIFF. SEMITRASP.	POSITION		
Fino ad esaurimento. Until our stock lasts. Jusqu'à épuisement de stock.						
IP 44 IK 09 10J xx7 C E						
LAMP	ATT.	LAMP MAX	CFL	COL.	CODE	CODE
A	E27	1x100	1x20		LB16121	LB16221

Lampade dim. max: E27 137 mm Ø 48 mm

Lamp max. dim: E27 137 mm Ø 48 mm

Lampes dim. max: E27 137 mm Ø 48 mm

Finishing

 Bianco da stampaggio
White
Blanc moulé

Tartaruga

Design
Lombardo design department



Adatto anche ad uso esterno. Diffusore in vetro trasparente. Riflettore in alluminio tipo L2-1060. Viti in acciaio inox A4.

ENG Suitable for indoor and outdoor use. Transparent glass diffuser. Reflector made of aluminium type L2-1060. A4 Stainless steel screws.

FRA Egalement adapté à l'usage à l'extérieur. Diffuseur en verre transparent. Réflecteur en aluminium type L2-1060. Vis inox type A4.

**Tartaruga tonda 200
con gabbia**



**Tartaruga tonda 200
senza gabbia**



**Tartaruga ovale 200
con gabbia**



**Tartaruga ovale 200
senza gabbia**



**Tartaruga ovale
3 entrate 195 mm**



**Tartaruga ovale
3 entrate 170 mm**

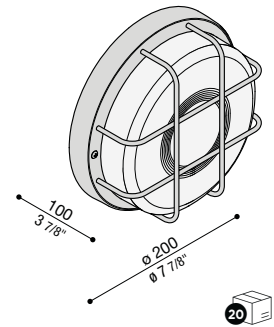




Tartaruga tonda 200 con gabbia

DIFF. VETRO

POSITION



IP 44 IK 06 1J xx3 CE

LAMP	ATT.	LAMP MAX	CFL	COL.	CODE
A - D	E27	1x75	1x11	<input type="checkbox"/>	LB46121

Base e gabbia in tecnopolimero.
Lampade dim. max: E27 120 mm Ø 45 mm

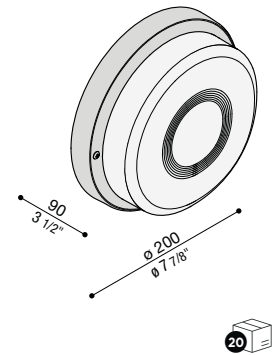
Technopolymer base and cage.
Lamp max. dim: E27 120 mm Ø 45 mm

Base et grille en technopolymère.
Lampes dim. max: E27 120 mm Ø 45 mm

Tartaruga tonda 200 senza gabbia

DIFF. VETRO

POSITION



IP 44 IK 06 1J xx3 CE

LAMP	ATT.	LAMP MAX	CFL	COL.	CODE
A - D	E27	1x75	1x11	<input type="checkbox"/>	LB46521

Base in tecnopolimero.
Lampade dim. max: E27 120 mm Ø 45 mm

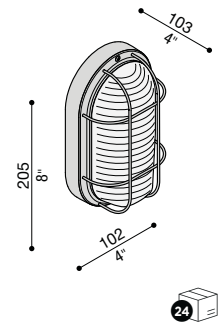
Technopolymer base.
Lamp max. dim: E27 120 mm Ø 45 mm

Base en technopolymère.
Lampes dim. max: E27 120 mm Ø 45 mm

Tartaruga ovale 200 con gabbia

DIFF. VETRO

POSITION



IP 44 IK 06 1J xx3 CE

LAMP	ATT.	LAMP MAX	CFL	COL.	CODE
A - D	E27	1x60	1x11	<input type="checkbox"/>	LB44121
				<input type="checkbox"/>	LB44122
				<input type="checkbox"/>	LB44124

Base e gabbia in tecnopolimero.
Lampade dim. max: E27 120 mm Ø 45 mm

Technopolymer base and cage.
Lamp max. dim: E27 120 mm Ø 45 mm

Base et grille en technopolymère.
Lampes dim. max: E27 120 mm Ø 45 mm

Finishing

- Bianco da stampaggio
White
Blanc moulé
- Grigio Ral 7035 da stampaggio
Grey Ral 7035
Gris Ral 7035 moulé
- Nero da stampaggio
Black
Noir moulé

Tartaruga

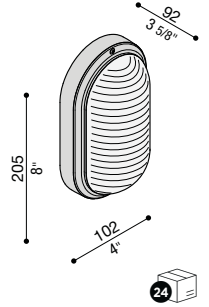
Tartaruga ovale 200 senza gabbia

DIFF.
VETRO

POSITION

IP 44 IK 06 1J xx3 C E

LAMP	ATT.	LAMP MAX	CFL	COL.	CODE
A - D	E27	1x60	1x11	<input type="checkbox"/>	LB44521



Base in tecnopolimero. Lampade dim. max: E27 120 mm Ø 45 mm

Technopolymer base.
Lamp max. dim: E27 120 mm Ø 45 mm

Base en technopolymère.
Lampes dim. max: E27 120 mm Ø 45 mm

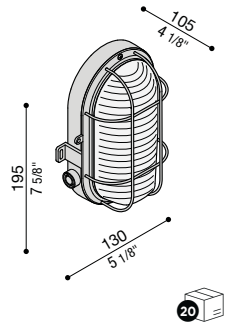
Tartaruga ovale 3 entrate 195 mm

DIFF.
VETRO

POSITION

IP 44 IK 06 1J xx3 C E

LAMP	ATT.	LAMP MAX	CFL	COL.	CODE
A - D	E27	1X100	1X11	<input type="checkbox"/>	LB41424



Base in poliammide. Gabbia in metallo zincato. Predisposizione triplo ingresso tubo 16/20 mm. Lampade dim. max: E27 120 mm Ø 45 mm

Polyamide base. Zinc-coated metal cage.
Three cable entry options on the side with rigid tube 16/20 mm.
Lamp max. dim: E27 120 mm Ø 45 mm

Base en polyamide. Grille en tôle zinguée.
Possibilité pour trois entrées avec tube rigide 16/20 mm.
Lampes dim. max: E27 120 mm Ø 45 mm

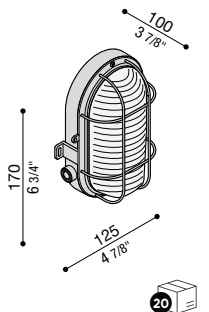
Tartaruga ovale 3 entrate 170 mm

DIFF.
VETRO

POSITION

IP 44 IK 06 1J xx3 C E

LAMP	ATT.	LAMP MAX	CFL	COL.	CODE
D	E27	1x60		<input type="checkbox"/>	LB41224



Base in poliammide. Gabbia in metallo zincato. Predisposizione triplo ingresso tubo 16/20 mm. Lampade dim. max: E27 120 mm Ø 45 mm














Polyamide base. Zinc-coated metal cage.
Three cable entry options on the side with rigid tube 16/20 mm.
Lamp max. dim: E27 120 mm Ø 45 mm


Base en polyamide. Grille en tôle zinguée.
Possibilité pour trois entrées avec tube rigide 16/20 mm.
Lampes dim. max: E27 120 mm Ø 45 mm


Finishing


<input type="checkbox"/>	Bianco da stampaggio White Blanc moulé
<input type="checkbox"/>	Grigio Ral 7035 da stampaggio Grey Ral 7035 Gris Ral 7035 moulé
<input type="checkbox"/>	Nero da stampaggio Black Noir moulé

Modelli idonei per sensori *Motion sensor list - Modèles pour détecteur*

	KOBO	Predisposto per rilevatore <i>Suitable for motion sensor</i> <i>Conforme pour détecteur de présence</i>	p. 18		LINE		p. 56
	ROSS	  	p. 40		NOVA / CLASS	 	p. 296
	ART	 	p. 40				

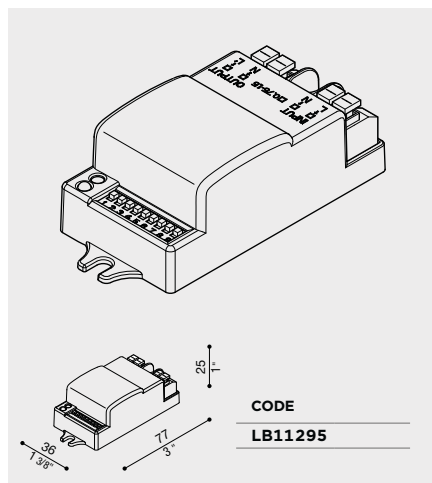
 **INCLUDED** Rilevatore di presenza incluso
Motion sensor included
Détecteur inclus

 **INCLUDED** → Funzione corridoio
Corridor function
Fonction corridor

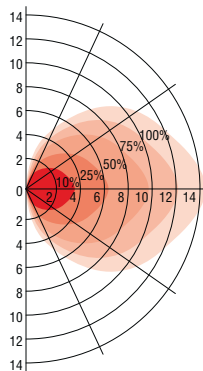
 Sensore crepuscolare
Day night sensor
Détecteur crépusculaire

Sensori

Sensore di movimento Motion sensor - Détecteur de présence



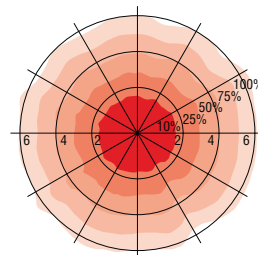
Distribuzioni fotometriche Photometric distribution Distributions photométriques



Montaggio a parete (m)
Altezza di installazione
suggerita: 1+1,8 m.

Wall mounting (m)
Recommended
installation height: 1:1.8 m.

Montage mural (m)
Hauteur d'installation
recommandée : 1 à 1,8 m.



Montaggio a soffitto (m)
Altezza di installazione
suggerita: 2,5+6 m.

Ceiling mounting (m)
Recommended
installation height: 2.5:6 m.

Montage au plafond (m)
Hauteur d'installation
recommandée : 2,5 à 6 m.

ITA CARATTERISTICHE TECNICHE

Voltaggio:	220/240VAC 50Hz
Sistema HF:	5.8GHz ± 75MHz, Banda d'onda ISM
Potenza di trasmissione:	<0,5mW
Alimentazione:	800W (carica resistente) 400W (carico capacitivo)
Angolo di rilevamento:	150° (installazione a muro) 360° (installazione a soffitto)
Consumo:	<0,5W (stanby)
Zona di rilevamento:	Max (P x A): 12m x 6m
Altezza di montaggio:	Max. 6m
Rilevatore di movimento:	0.5 ~ 3 m/s
Temperatura di lavoro:	-35°C ~ +70°C

Il sensore rileva i movimenti delle persone. Se un movimento è rilevato nel suo campo di rilevamento, la luce si accende per il tempo impostato. Tutti i movimenti che interverranno durante la durata definita attivano il sensore.

ATTENZIONE: il rilevamento è possibile attraverso le porte, muri e pareti di sottili lastre di vetro.

Le persone o gli oggetti che si muovono verso il sensore sono meglio rilevati. La distanza tra due rilevatori deve sempre essere superiore al raggio del campo di rilevamento.

Il cablaggio è polarizzato è quindi necessario rispettare le polarità Fase e Neutro. **NOTA:** in caso di utilizzo con delle sorgenti luminose fluorescenti compatte E27 è necessario assicurarsi che queste siano di tipo ON/OFF UNLIMITED (ACCENSIONI ILLIMITATE); inoltre è consigliabile impostare una temporizzazione che assicuri un'illuminazione di 5 min minimo al fine di evitare un'usura prematura. LOMBARDO S.r.l. non risponde di danni a cose e persone imputabili a modifiche, manomissioni o impiego non conforme alle caratteristiche tecniche del prodotto.

ENG TECHNICAL CHARACTERISTICS

Voltage:	220/240VAC 50Hz
HF System:	5.8GHz ± 75MHz, ISM wave band
Transmission power:	<0,5mW
Input:	800W (resistive charging) 400W (inductive charging)
Detection angle:	150° (wall installation) 360° (ceiling installation)
Power consumption:	<0,5W (stanby)
Detection zone:	Max (D x H): 12m x 6m
Mounting height:	6m Max.
Motion detection:	0.5 ~ 3 m/s
Operating temperature:	-35°C ~ +70°C

The sensor detects the movements of persons. If a movement is detected within its detection area, the light will start for the defined time. All movements during the defined time activate the sensor.

CAUTION: detection is possible through doors, walls and thin glass panes.

Persons and objects moving towards the sensor are better detected. The distance between two detectors has to be always higher than the radius of the detection area.

The wiring is polarized and therefore it is necessary to respect the polarities Phase and Neutral.

NOTE: In case of use of compact E27 fluorescent lamps, it is necessary to assure that they are of UNLIMITED ON/OFF type; furthermore, it is recommended to install a timer assuring minimum 5 min. lighting in order to avoid early wear. LOMBARDO S.r.l. is not liable for damage to property and people due to modification, tampering and use not in conformity with the technical characteristics of the product.

FRA CARACTERISTIQUES TECHNIQUES

Voltaggio:	220/240VAC 50Hz
Système HF:	5.8GHz ± 75MHz, bande des ondes ISM
Puissance de transmission:	<0,5mW
Alimentation:	800W (charge résistive) 400W (charge capacitive)
Angle de detection:	150° (installation murale) 360° (installation au plafond)
Puissance consommée:	<0,5W (stanby)
Zone de détection:	Max. (P x H) : 12 m x 6 m
Hauteur de montage:	6 m Max.
Détection de mouvement:	0,5 ~ 3 m/s
Température de travail:	-35°C ~ +70°C

Le sensore détecte les mouvements des personnes. Si un mouvement est détecté dans son champ de détection, la lumière s'allumera pour la durée définie. Tous les mouvements qui interviennent pendant la durée définie vont activer le sensor.

ATTENTION: la détection est possible à travers les portes, les murs et les parois de plaques de verre fines.

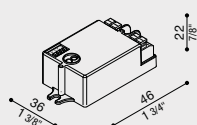
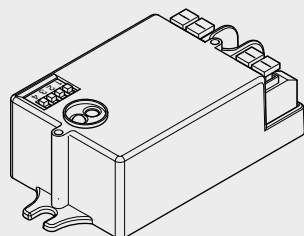
Les personnes et les objets en mouvement vers le sensor sont mieux détectés. La distance entre deux détecteurs doit être toujours supérieure au rayon du champ de détection.

Le câblage est polarisé donc il est nécessaire de respecter les polarités Phase et Neutre.

NOTE: En cas d'utilisation avec des sources fluo-compacte E27, il est nécessaire de s'assurer que celles-ci soient de type ON/OFF UNLIMITED (on/off illimité); il faut en outre mettre une temporisation assurant un éclairage de 5min minimum afin d'éviter une usure prématurée. LOMBARDO S.r.l. n'est pas responsable des dommages aux biens et aux personnes en raison de modifications, manipulations ou utilisation non conforme aux caractéristiques techniques du produit.



Sensore crepuscolare Day and night sensor - Détecteur crépusculaire



CODE

LB11297

ITA CARATTERISTICHE TECNICHE

Voltaggio: 220/240VAC 50Hz
 Potenza: 400W
 Temperatura di lavoro: -20°C ~ +50°C

LOMBARDO S.r.l. non risponde di danni a cose e persone imputabili a modifiche, manomissioni o impiego non conforme alle caratteristiche tecniche del prodotto.

- Accende automaticamente le luci al crepuscolo e si spegne all'alba.
- Risparmia energia riducendo il tempo di funzionamento della lampada.
- Distingue esattamente la luce del sole e la luce led.
- Accensione/spengimento regolabili.
- Le dimensioni compatte lo rendono adatto per installazioni in piccoli spazi.

ENG TECHNICAL CHARACTERISTICS

Voltage: 220/240VAC 50Hz
 Power: 400W
 Operating temperature: -20°C ~ +50°C

LOMBARDO S.r.l. is not liable for damage to property and people due to modification, tampering and use not in conformity with the technical characteristics of the product.

- Automatically turn on lights at dusk and off at dawn.
- Save energy by reducing light fixture operating time.
- Exactly distinguish sunlight and LED light and can be built-in LED lighting fixtures.
- Super compact size make it is suitable to be fixed in small fittings.
- Adjustable switching On/Off ambient light level.

FRA CARACTERISTIQUES TECHNIQUES

Voltage: 220/240VAC 50Hz
 Puissance: 400W
 Température de travail: -20°C ~ +50°C

LOMBARDO S.r.l. n'est pas responsable des dommages aux biens et aux personnes en raison de modifications, manipulations ou utilisation non conforme aux caractéristiques techniques du produit.

- Il allume automatiquement les lumières au crépuscule et les éteint à l'aube.
- Permet d'économiser de l'énergie en réduisant la durée du fonctionnement de la lampe.
- Distingue exactement la lumière du soleil et la lumière des LED.
- Ses dimensions très compactes permettent de l'installer même dans des petits appareils.
- Mise en marche/arrêt réglable

Morsettiere e SPD

Morsettiere Terminal blocks - Borniers

Morsettiere coassiale



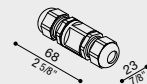
Morsettiere coassiale a 3 poli, IP68, per cavo \varnothing 7/12 mm.

Coaxial Terminal block
Coaxial 3-pole terminal block,
IP68, for cable diameter 7/12 mm.

Bornier coaxial
Bornier coaxial à 3 pôles, IP68,
pour câble diam. 7/12 mm

CODE

LB11293



Morsettiere lineare a 3 vie



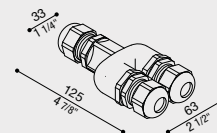
Morsettiere lineare a 3 vie a 3 poli, IP68, per cavo \varnothing 7/13,5 mm.

3 way linear terminal block
3-way 3-pole linear terminal block,
IP68, for cable \varnothing 7/13.5 mm.

Bornier linéaire 3 voies
Bornier linéaire 3 voies à 3 pôles,
IP68, pour câble diam. 7/13,5 mm

CODE

LB11294



Scaricatori di sovratensione Surge protector devices - Dispositif anti surtension

Scaricatore di sovratensione SPD



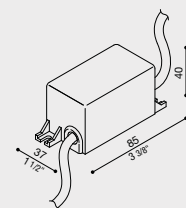
Scaricatore di sovratensione di tipo II e tipo III.
Tensione di funzionamento 120/320 VAC 50/60Hz.
Tensione massima di scarica 10kV e corrente di scarica massima 10kAmp, grado di protezione IP67.
Idoneo per installazioni a monte dell'apparecchio ed in serie rispetto al corpo illuminante.
Tempi medi di intervento 8/20 μ s
Dotato di indicatore Led di funzionamento, a led spento il dispositivo deve essere sostituito.

Surge protector device type I and type III.
Operating voltage 120/320 VAC 50/60Hz. Maximum voltage surge 10kV and maximum discharge current 10kAmp, protection grade IP67. Suitable for installation in series connection and before the lighting luminaire. Response time 8/20 μ s. Equipped with power indicator led, if the led is off the device must be replaced.

Dispositif anti surtension type II et III.
Tension d'opération 120/320 VAC 50/60Hz. Tension de décharge maximal de 10kV et courant de décharge maximal de 10kAmp. Degré de protection IP67. Approprié pour installations en amont de l'alimentation et en série du dispositif d'éclairage. Temps de réponse: 8/20 μ s. Équipé d'un indicateur de fonctionnement Led. Avec la Led éteinte, l'appareil doit être remplacé.

CODE

LB11298



Scaricatore di sovratensione SPD



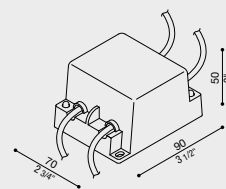
Scaricatore di sovratensione di tipo II.
Tensione di funzionamento 240 VAC 50/60Hz.
Tensione massima di scarica 10kV e corrente di scarica massima 20kAmp, grado di protezione IP67.
Idoneo per installazioni a monte dell'apparecchio ed in parallelo rispetto al corpo illuminante.
Tempi medi di intervento <25ns.
Dotato di indicatore Led di funzionamento, a led spento il dispositivo deve essere sostituito
Il componente non è idoneo ad installazione su impianti privi di messa a terra.

Surge protector device type II.
Operating voltage 240 VAC 50/60Hz. Maximum voltage surge 10kV and maximum discharge current 20kAmp, protection grade IP67. Suitable for installation in parallel connection and before the lighting luminaire. Response time <25ns. Equipped with power indicator led, if the led is off the device must be replaced. The device is not suitable for installation without ground.

Dispositif anti surtension type II.
Dispositif anti surtension type II. Tension d'opération 240 VAC 50/60Hz. Tension de décharge maximal de 10kV et courant de décharge maximal de 20kAmp. Degré de protection IP67. Approprié pour installations en amont de l'alimentation et en parallèle du dispositif d'éclairage. Temps de réponse: <25ns. Équipé d'un indicateur de fonctionnement Led. Avec la led éteinte, l'appareil doit être remplacé. Non adapté à installation sans mise à la terre.

CODE

LB11299







PROGETTO LUCE



LOMBARDO



50
1969-2019

RICERCA ALFANUMERICA PER CODICE

Codice Code Réf.	Imballo Pack Emb.	Pag. Page	Codice Code Réf.	Imballo Pack Emb.	Pag. Page	Codice Code Réf.	Imballo Pack Emb.	Pag. Page	Codice Code Réf.	Imballo Pack Emb.	Pag. Page
BL1161012	4	39	LB1070030	1	259	LB1103G	1	405	LB1150007	1	143
BL1161013	4	39	LB1070031	1	259	LB1103K	1	405	LB1150008	1	143
BL116101N	4	39	LB1070032	1	259	LB11081	1	365	LB1150009	1	143
BL1161022	4	39	LB1070039	1	222	LB1108G	1	365	LB1150010	1	143
BL1161023	4	39	LB1070041	1	236	LB1108K	1	365	LB1150012	1	142
BL116102N	4	39	LB1070043	1	240	LB1110001	1	372	LB1150013	1	142
BL1161032	4	39	LB1070054	1	236	LB1110005	1	372	LB1150014	1	142
BL1161033	4	39	LB1070055	1	236	LB1110006	1	372	LB1150015	1	143
BL116103N	4	39	LB1070056	1	236	LB1110007	1	372	LB1150016	1	143
BL1161042	4	39	LB1070057	1	236	LB1110011	1	372	LB1150017	1	143
BL1161043	4	39	LB1070059	1	240	LB1110012	1	372	LB1150018	1	143
BL116104N	4	39	LB1070060	1	240	LB11112	1	405	LB1150019	1	143
BL1161052	4	39	LB1070061	1	240	LB1111E	1	405	LB1150020	1	143
BL1161053	4	39	LB1070064	1	211	LB1111G	1	405	LB1150021	1	143
BL116105N	4	39	LB1070064	1	223	LB1111K	1	405	LB1150022	1	143
LB1050042	1	358	LB1070064	1	236	LB11190	1	333	LB1150023	1	143
LB1050043	1	358	LB1070064	1	240	LB11191	1	333	LB1150024	1	143
LB1050044	1	357	LB1070064	1	247	LB11222	10	405	LB1150025	1	143
LB1050089	1	358	LB1080001	1	280	LB11231	1	364	LB1150026	1	143
LB1050090	1	358	LB1080002	1	280	LB1123E	1	364	LB1150035	1	171
LB1050092	1	356	LB1080003	1	280	LB1123G	1	364	LB1150036	1	142
LB1050093	1	356	LB1080004	1	280	LB1123K	1	364	LB1150037	1	142
LB1050097	1	356	LB109000	1	368	LB11254	1	405	LB1150038	1	142
LB1050098	1	356	LB109002	1	368	LB11255	1	341	LB11530	6	381
LB1050110	1	358	LB1100000	1	320	LB11257	1	364	LB11540	4	381
LB1050111	1	358	LB1100001	1	320	LB11258	1	365	LB11550	6	381
LB1050112	1	358	LB1100002	1	320	LB11293	1	420	LB11560	4	381
LB1050137	1	359	LB1100003	1	320	LB11294	1	420	LB11571	1	326
LB1050138	1	359	LB1100004	1	320	LB11295	1	418	LB11572	1	326
LB1050139	1	359	LB1100005	1	320	LB11297	1	419	LB11573	1	326
LB1050140	1	359	LB1100012	1	405	LB11298	1	420	LB11574	1	364
LB1050141	1	358	LB110001E	1	405	LB11299	1	420	LB11575	1	364
LB1050142	1	358	LB110001G	1	405	LB1130001	1	124	LB11576	1	364
LB1050143	1	357	LB110001K	1	405	LB1130002	1	124	LB11577	1	365
LB1050144	1	357	LB1100022	1	405	LB1130003	1	124	LB11581	1	333
LB1070001	1	222	LB110002E	1	405	LB1130004	1	124	LB11582	1	333
LB1070002	1	222	LB110002G	1	405	LB1130006	1	405	LB11583	1	333
LB1070004	1	247	LB110002K	1	405	LB1130007	1	125	LB11584	1	333
LB1070005	1	247	LB1100032	1	405	LB1130008	1	125	LB11611	4	321
LB1070006	1	247	LB110003E	1	405	LB1130009	1	125	LB1161G	4	321
LB1070007	1	247	LB110003G	1	405	LB1130010	1	125	LB11621	4	321
LB1070008	1	223	LB110003K	1	405	LB1130011	1	125	LB1162G	4	321
LB1070009	1	223	LB1100042	1	405	LB1130012	1	125	LB11652	1	320
LB1070010	1	223	LB110004E	1	405	LB1130013	1	125	LB1165G	1	320
LB1070011	1	223	LB110004G	1	405	LB1130014	1	125	LB1165K	1	320
LB1070012	1	223	LB110004K	1	405	LB11312	5	405	LB11660	15	320
LB1070013	1	223	LB1100052	1	405	LB1131G	5	405	LB11670	2	320
LB1070014	1	223	LB110005E	1	405	LB1131K	5	405	LB11680	1	320
LB1070015	1	223	LB110005G	1	405	LB11362	5	403	LB11690	15	299
LB1070016	1	223	LB110005K	1	405	LB11432	10	392	LB11693	1	305
LB1070017	1	223	LB1100062	1	405	LB1143G	10	392	LB11812	7	405
LB1070018	1	223	LB110006E	1	405	LB1143K	10	392	LB1181E	7	405
LB1070019	1	223	LB110006G	1	405	LB11442	4	392	LB1181G	7	405
LB1070020	1	223	LB110006K	1	405	LB1144G	4	392	LB1181K	7	405
LB1070021	1	223	LB1100082	1	137	LB1144K	4	392	LB11841	4	320
LB1070025	1	240	LB110008E	1	137	LB11461	1	376	LB1184G	4	320
LB1070026	1	240	LB110008G	1	137	LB1150003	1	142	LB11854	1	343
LB1070027	1	240	LB110008K	1	137	LB1150004	1	142	LB1190001	1	222
LB1070028	1	240	LB11033	1	405	LB1150005	1	142	LB12114	1	343
LB1070029	1	259	LB1103E	1	405	LB1150006	1	142	LB12134	1	343



Codice Code Réf.	Imballo Pack Emb.	Pag. Page	Codice Code Réf.	Imballo Pack Emb.	Pag. Page	Codice Code Réf.	Imballo Pack Emb.	Pag. Page	Codice Code Réf.	Imballo Pack Emb.	Pag. Page
LB1230001	1	236	LB140000E	1	112	LB53424	14	409	LB8432G	14	390
LB123025	1	357	LB140000G	1	112	LB53621	24	409	LB84421	14	390
LB123026	1	357	LB140000K	1	112	LB53624	24	409	LB84422	14	390
LB123027	1	357	LB140000W	1	112	LB54221	12	412	LB8442G	14	390
LB123028	1	357	LB140001E	1	112	LB55321	14	406	LB85121	8	388
LB1250001	1	305	LB140001G	1	112	LB55322	14	406	LB85122	8	388
LB1260001	1	186	LB140001K	1	112	LB58121	6	397	LB8512G	8	388
LB1260002	1	186	LB140001W	1	112	LB58122	6	397	LB85221	8	388
LB1260003	1	186	LB140002E	1	112	LB5812G	6	397	LB85222	8	388
LB1260004	1	186	LB140002G	1	112	LB581M1	6	397	LB8522G	8	388
LB1260005	1	186	LB140002K	1	112	LB581M2	6	397	LB85321	8	389
LB1260006	1	186	LB140002W	1	112	LB581MG	6	397	LB85322	8	389
LB1260007	1	186	LB14122	14	404	LB58221	6	397	LB8532G	8	389
LB1260008	1	186	LB16121	12	413	LB58222	6	397	LB85421	8	389
LB1260009	1	186	LB16221	12	413	LB5822G	6	397	LB85422	8	389
LB1260010	1	186	LB22321	6	385	LB582M1	6	397	LB8542G	8	389
LB1260011	1	186	LB22322	6	385	LB582M2	6	397	LB88121	12	383
LB1260012	1	186	LB2232G	6	385	LB582MG	6	397	LB88122	12	383
LB1260013	1	186	LB22521	6	385	LB59121	10	398	LB8812G	12	383
LB1260014	1	186	LB22522	6	385	LB59122	10	398	LB88321	12	383
LB1260015	1	186	LB2252G	6	385	LB5912G	10	398	LB88322	12	383
LB1260016	1	186	LB2412N	32	411	LB59221	10	398	LB8832G	12	383
LB1260018	1	186	LB2412O	32	411	LB59222	10	398	LD1340002	1	56
LB1260019	1	186	LB2422N	16	411	LB5922G	10	398	LD1340003	1	56
LB1262004	1	197	LB2422O	16	411	LB78122	6	380	LD134000N	1	56
LB1262005	1	197	LB25722	9	400	LB7812G	6	380	LD1340012	1	56
LB12622	1	402	LB26221	5	407	LB7812K	6	380	LD1340013	1	56
LB1290001	1	288	LB33121	1	376	LB7852N	6	335	LD134001N	1	56
LB1290002	1	288	LB3312R	1	376	LB79122	4	380	LD1340022	1	56
LB1290003	1	288	LB3312V	1	376	LB7912G	4	380	LD1340023	1	56
LB1290004	1	288	LB3312Y	1	376	LB7912K	4	380	LD134002N	1	56
LB1290005	1	288	LB41224	30	416	LB80221	10	396	LD1340032	1	56
LB1290006	1	288	LB41424	30	416	LB80222	10	396	LD1340033	1	56
LB1300001	1	73	LB44121	24	415	LB8022G	10	396	LD134003N	1	56
LB1300002	1	73	LB44122	24	415	LB81221	6	396	LD1340042	1	57
LB1300003	1	73	LB44124	24	415	LB81222	6	396	LD1340043	1	57
LB1300004	1	73	LB44521	24	416	LB8122G	6	396	LD134004N	1	57
LB1300005	1	73	LB46121	20	415	LB812M1	6	396	LD1340052	1	57
LB1310001	1	240	LB46521	20	415	LB812M2	6	396	LD1340053	1	57
LB1330001	1	171	LB49121	5	276	LB812MG	6	396	LD134005N	1	57
LB1330011	1	171	LB4912E	5	276	LB82121	14	389	LD1340062	1	57
LB133001E	1	171	LB4912G	5	276	LB82122	14	389	LD1340063	1	57
LB133001G	1	171	LB4912K	5	276	LB8212G	14	389	LD134006N	1	57
LB133001K	1	171	LB49221	5	276	LB82221	8	388	LD1340072	1	57
LB133001V	1	171	LB4922E	5	276	LB82222	8	388	LD1340073	1	57
LB1350001	1	84	LB4922G	5	276	LB8222G	8	388	LD134007N	1	57
LB1350002	1	84	LB4922K	5	276	LB82321	14	390	LD1340082	1	57
LB1350003	1	84	LB49421	5	276	LB82322	14	390	LD1340083	1	57
LB1350004	1	84	LB4942E	5	276	LB8232G	14	390	LD134008N	1	57
LB1350005	1	84	LB4942G	5	276	LB82721	8	388	LD1340092	1	57
LB1350006	1	84	LB4942K	5	276	LB82722	8	388	LD1340093	1	57
LB1350007	1	84	LB49521	5	276	LB8272G	8	388	LD134009N	1	57
LB1350008	1	84	LB4952E	5	276	LB84121	14	389	LD1340102	1	57
LB1360001	1	247	LB4952G	5	276	LB84122	14	389	LD1340103	1	57
LB1380000	1	252	LB4952K	5	276	LB8412G	14	389	LD134010N	1	57
LB1380001	1	252	LB53121	16	409	LB84221	14	389	LD1340112	1	57
LB1380002	1	252	LB53124	16	409	LB84222	14	389	LD1340113	1	57
LB1380003	1	252	LB53221	10	409	LB8422G	14	389	LD134011N	1	57
LB1380004	1	252	LB53224	10	409	LB84321	14	390	LD1340122	1	56
LB1390001	1	259	LB53421	14	409	LB84322	14	390	LD1340123	1	56

RICERCA ALFANUMERICA PER CODICE

Codice Code Réf.	Imballo Pack Emb.	Pag. Page	Codice Code Réf.	Imballo Pack Emb.	Pag. Page	Codice Code Réf.	Imballo Pack Emb.	Pag. Page	Codice Code Réf.	Imballo Pack Emb.	Pag. Page
LD134012N	1	56	LE134012N	1	56	LL1050853	1	352	LL1051153	1	352
LD1340132	1	56	LE1340132	1	56	LL105085N	1	352	LL105115N	1	352
LD1340133	1	56	LE1340133	1	56	LL1050863	1	352	LL1051163	1	352
LD134013N	1	56	LE134013N	1	56	LL105086N	1	352	LL105116N	1	352
LD1340142	1	56	LE1340142	1	56	LL1050873	1	353	LL1051173	1	352
LD1340143	1	56	LE1340143	1	56	LL105087N	1	353	LL105117N	1	352
LD134014N	1	56	LE134014N	1	56	LL1050883	1	353	LL1051183	1	352
LD1340152	1	56	LE1340152	1	56	LL105088N	1	353	LL105118N	1	352
LD1340153	1	56	LE1340153	1	56	LL1050893	1	353	LL1051193	1	352
LD134015N	1	56	LE134015N	1	56	LL105089N	1	353	LL105119N	1	352
LD1340162	1	58	LE1340162	1	58	LL1050903	1	353	LL1051203	1	352
LD1340163	1	58	LE1340163	1	58	LL105090N	1	353	LL105120N	1	352
LD134016N	1	58	LE134016N	1	58	LL1050913	1	353	LL1051213	1	352
LD1340172	1	58	LE1340172	1	58	LL105091N	1	353	LL105121N	1	352
LD1340173	1	58	LE1340173	1	58	LL1050923	1	353	LL1051223	1	352
LD134017N	1	58	LE134017N	1	58	LL105092N	1	353	LL105122N	1	352
LD1340182	1	58	LE1340182	1	58	LL1050933	1	354	LL1051233	1	355
LD1340183	1	58	LE1340183	1	58	LL105093N	1	354	LL105123N	1	355
LD134018N	1	58	LE134018N	1	58	LL1050943	1	354	LL1051243	1	355
LD1340192	1	58	LE1340192	1	58	LL105094N	1	354	LL105124N	1	355
LD1340193	1	58	LE1340193	1	58	LL1050953	1	354	LL1051253	1	355
LD134019N	1	58	LE134019N	1	58	LL105095N	1	354	LL105125N	1	355
LD1340202	1	58	LE1340202	1	58	LL1050963	1	354	LL1051263	1	355
LD1340203	1	58	LE1340203	1	58	LL105096N	1	354	LL105126N	1	355
LD134020N	1	58	LE134020N	1	58	LL1050973	1	354	LL1051273	1	355
LD1340212	1	58	LE1340212	1	58	LL105097N	1	354	LL105127N	1	355
LD1340213	1	58	LE1340213	1	58	LL1050983	1	354	LL1051283	1	355
LD134021N	1	58	LE134021N	1	58	LL105098N	1	354	LL105128N	1	355
LD1340222	1	58	LE1340222	1	58	LL1050993	1	353	LL1051293	1	355
LD1340223	1	58	LE1340223	1	58	LL105099N	1	353	LL105129N	1	355
LD134022N	1	58	LE134022N	1	58	LL1051003	1	353	LL1051303	1	355
LD1340232	1	58	LE1340232	1	58	LL105100N	1	353	LL105130N	1	355
LD1340233	1	58	LE1340233	1	58	LL1051013	1	353	LL1051313	1	355
LD134023N	1	58	LE134023N	1	58	LL105101N	1	353	LL105131N	1	355
LE1340042	1	57	LL10483	4	330	LL1051023	1	353	LL1051323	1	355
LE1340043	1	57	LL104BN	4	330	LL105102N	1	353	LL105132N	1	355
LE134004N	1	57	LL1050173	1	352	LL1051033	1	353	LL105AL3	4	330
LE1340052	1	57	LL105017N	1	352	LL105103N	1	353	LL105ALN	4	330
LE1340053	1	57	LL1050183	1	353	LL1051043	1	353	LL105AM3	4	330
LE134005N	1	57	LL105018N	1	353	LL105104N	1	353	LL105AMN	4	330
LE1340062	1	57	LL1050193	1	354	LL1051053	1	354	LL105AS3	4	330
LE1340063	1	57	LL105019N	1	354	LL105105N	1	354	LL105ASN	4	330
LE134006N	1	57	LL1050203	1	352	LL1051063	1	354	LL105B3	4	330
LE1340072	1	57	LL105020N	1	352	LL105106N	1	354	LL105BN	4	330
LE1340073	1	57	LL1050213	1	353	LL1051073	1	354	LL107000D2	4	216
LE134007N	1	57	LL105021N	1	353	LL105107N	1	354	LL107000D3	4	216
LE1340082	1	57	LL1050223	1	354	LL1051083	1	354	LL107000DB	4	216
LE1340083	1	57	LL105022N	1	354	LL105108N	1	354	LL107000DN	4	216
LE134008N	1	57	LL1050313	1	355	LL1051093	1	354	LL107000L2	4	216
LE1340092	1	57	LL105031N	1	355	LL105109N	1	354	LL107000L3	4	216
LE1340093	1	57	LL1050353	1	355	LL1051103	1	354	LL107000LB	4	216
LE134009N	1	57	LL105035N	1	355	LL105110N	1	354	LL107000LN	4	216
LE1340102	1	57	LL1050813	1	353	LL1051113	1	352	LL107000M2	4	216
LE1340103	1	57	LL105081N	1	353	LL105111N	1	352	LL107000M3	4	216
LE134010N	1	57	LL1050823	1	354	LL1051123	1	352	LL107000MB	4	216
LE1340112	1	57	LL105082N	1	354	LL105112N	1	352	LL107000MN	4	216
LE1340113	1	57	LL1050833	1	353	LL1051133	1	352	LL107000S2	4	216
LE134011N	1	57	LL105083N	1	353	LL105113N	1	352	LL107000S3	4	216
LE1340122	1	56	LL1050843	1	354	LL1051143	1	352	LL107000SB	4	216
LE1340123	1	56	LL105084N	1	354	LL105114N	1	352	LL107000SN	4	216

A-Z search by code

Recherche alpha-numerique par référence



Codice Code Réf.	Imballo Pack Emb.	Pag. Page	Codice Code Réf.	Imballo Pack Emb.	Pag. Page	Codice Code Réf.	Imballo Pack Emb.	Pag. Page	Codice Code Réf.	Imballo Pack Emb.	Pag. Page
LL107001D2	4	217	LL107007D2	4	217	LL107013L3	4	221	LL107026B	4	217
LL107001D3	4	217	LL107007D3	4	217	LL107013LN	4	221	LL107026N	4	217
LL107001DB	4	217	LL107007DB	4	217	LL107013M2	4	221	LL1070272	4	217
LL107001DN	4	217	LL107007DN	4	217	LL107013M3	4	221	LL1070273	4	217
LL107001L2	4	217	LL107007L2	4	217	LL107013MN	4	221	LL107027B	4	217
LL107001L3	4	217	LL107007L3	4	217	LL107013S2	4	221	LL107027N	4	217
LL107001LB	4	217	LL107007LB	4	217	LL107013S3	4	221	LL1070282	4	219
LL107001LN	4	217	LL107007LN	4	217	LL107013SN	4	221	LL1070283	4	219
LL107001M2	4	217	LL107007M2	4	217	LL107016D2	4	220	LL107028B	4	219
LL107001M3	4	217	LL107007M3	4	217	LL107016D3	4	220	LL107028N	4	219
LL107001MB	4	217	LL107007MB	4	217	LL107016DN	4	220	LL1070292	4	219
LL107001MN	4	217	LL107007MN	4	217	LL107016L2	4	220	LL1070293	4	219
LL107001S2	4	217	LL107007S2	4	217	LL107016L3	4	220	LL107029B	4	219
LL107001S3	4	217	LL107007S3	4	217	LL107016LN	4	220	LL107029N	4	219
LL107001SB	4	217	LL107007SB	4	217	LL107016M2	4	220	LL1070302	4	221
LL107001SN	4	217	LL107007SN	4	217	LL107016M3	4	220	LL1070303	4	221
LL1070022	4	218	LL1070082	4	218	LL107016MN	4	220	LL107030N	4	221
LL1070023	4	218	LL1070083	4	218	LL107016S2	4	220	LL1070312	4	221
LL107002B	4	218	LL107008B	4	218	LL107016S3	4	220	LL1070313	4	221
LL107002N	4	218	LL107008N	4	218	LL107016SN	4	220	LL107031N	4	221
LL1070032	4	218	LL1070092	4	218	LL107017D2	4	220	LL107032D2	4	216
LL1070033	4	218	LL1070093	4	218	LL107017D3	4	220	LL107032D3	4	216
LL107003B	4	218	LL107009B	4	218	LL107017DN	4	220	LL107032DB	4	216
LL107003N	4	218	LL107009N	4	218	LL107017L2	4	220	LL107032DN	4	216
LL1070042	4	218	LL1070102	4	218	LL107017L3	4	220	LL107032L2	4	216
LL1070043	4	218	LL1070103	4	218	LL107017LN	4	220	LL107032L3	4	216
LL107004B	4	218	LL107010B	4	218	LL107017M2	4	220	LL107032LB	4	216
LL107004N	4	218	LL107010N	4	218	LL107017M3	4	220	LL107032LN	4	216
LL107005D2	4	219	LL107011D2	4	219	LL107017MN	4	220	LL107032M2	4	216
LL107005D3	4	219	LL107011D3	4	219	LL107017S2	4	220	LL107032M3	4	216
LL107005DB	4	219	LL107011DB	4	219	LL107017S3	4	220	LL107032MB	4	216
LL107005DN	4	219	LL107011DN	4	219	LL107017SN	4	220	LL107032MN	4	216
LL107005L2	4	219	LL107011L2	4	219	LL1070182	4	220	LL107032S2	4	216
LL107005L3	4	219	LL107011L3	4	219	LL1070183	4	220	LL107032S3	4	216
LL107005LB	4	219	LL107011LB	4	219	LL107018N	4	220	LL107032SB	4	216
LL107005LN	4	219	LL107011LN	4	219	LL1070192	4	220	LL107032SN	4	216
LL107005M2	4	219	LL107011M2	4	219	LL1070193	4	220	LL107033D2	4	216
LL107005M3	4	219	LL107011M3	4	219	LL107019N	4	220	LL107033D3	4	216
LL107005MB	4	219	LL107011MB	4	219	LL1070202	4	221	LL107033DB	4	216
LL107005MN	4	219	LL107011MN	4	219	LL1070203	4	221	LL107033DN	4	216
LL107005S2	4	219	LL107011S2	4	219	LL107020N	4	221	LL107033L2	4	216
LL107005S3	4	219	LL107011S3	4	219	LL1070212	4	221	LL107033L3	4	216
LL107005SB	4	219	LL107011SB	4	219	LL1070213	4	221	LL107033LB	4	216
LL107005SN	4	219	LL107011SN	4	219	LL107021N	4	221	LL107033LN	4	216
LL107006D2	4	216	LL107012D2	4	221	LL1070222	4	220	LL107033M2	4	216
LL107006D3	4	216	LL107012D3	4	221	LL1070223	4	220	LL107033M3	4	216
LL107006DB	4	216	LL107012DN	4	221	LL107022N	4	220	LL107033MB	4	216
LL107006DN	4	216	LL107012L2	4	221	LL1070232	4	220	LL107033MN	4	216
LL107006L2	4	216	LL107012L3	4	221	LL1070233	4	220	LL107033S2	4	216
LL107006L3	4	216	LL107012LN	4	221	LL107023N	4	220	LL107033S3	4	216
LL107006LB	4	216	LL107012M2	4	221	LL1070242	4	217	LL107033SB	4	216
LL107006LN	4	216	LL107012M3	4	221	LL1070243	4	217	LL107033SN	4	216
LL107006M2	4	216	LL107012MN	4	221	LL107024B	4	217	LL107034D2	4	216
LL107006M3	4	216	LL107012S2	4	221	LL107024N	4	217	LL107034D3	4	216
LL107006MB	4	216	LL107012S3	4	221	LL1070252	4	217	LL107034DB	4	216
LL107006MN	4	216	LL107012SN	4	221	LL1070253	4	217	LL107034DN	4	216
LL107006S2	4	216	LL107013D2	4	221	LL107025B	4	217	LL107034L2	4	216
LL107006S3	4	216	LL107013D3	4	221	LL107025N	4	217	LL107034L3	4	216
LL107006SB	4	216	LL107013DN	4	221	LL1070262	4	217	LL107034LB	4	216
LL107006SN	4	216	LL107013L2	4	221	LL1070263	4	217	LL107034LN	4	216

RICERCA ALFANUMERICA PER CODICE

Codice Code Réf.	Imballo Pack Emb.	Pag. Page	Codice Code Réf.	Imballo Pack Emb.	Pag. Page	Codice Code Réf.	Imballo Pack Emb.	Pag. Page	Codice Code Réf.	Imballo Pack Emb.	Pag. Page
LL107034M2	4	216	LL107038L2	4	219	LL107042MN	4	220	LL107047MN	4	221
LL107034M3	4	216	LL107038L3	4	219	LL107042S2	4	220	LL107047S2	4	221
LL107034MB	4	216	LL107038LB	4	219	LL107042S3	4	220	LL107047S3	4	221
LL107034MN	4	216	LL107038LN	4	219	LL107042SN	4	220	LL107047SN	4	221
LL107034S2	4	216	LL107038M2	4	219	LL107043D2	4	220	LL1080003	4	277
LL107034S3	4	216	LL107038M3	4	219	LL107043D3	4	220	LL108000N	4	277
LL107034SB	4	216	LL107038MB	4	219	LL107043DN	4	220	LL1080013	4	277
LL107034SN	4	216	LL107038MN	4	219	LL107043L2	4	220	LL108001N	4	277
LL107035D2	4	216	LL107038S2	4	219	LL107043L3	4	220	LL1080023	4	277
LL107035D3	4	216	LL107038S3	4	219	LL107043LN	4	220	LL108002N	4	277
LL107035DB	4	216	LL107038SB	4	219	LL107043M2	4	220	LL1080033	4	277
LL107035DN	4	216	LL107038SN	4	219	LL107043M3	4	220	LL108003N	4	277
LL107035L2	4	216	LL107039D2	4	219	LL107043MN	4	220	LL1080043	4	277
LL107035L3	4	216	LL107039D3	4	219	LL107043S2	4	220	LL108004N	4	277
LL107035LB	4	216	LL107039DB	4	219	LL107043S3	4	220	LL1080053	4	277
LL107035LN	4	216	LL107039DN	4	219	LL107043SN	4	220	LL108005N	4	277
LL107035M2	4	216	LL107039L2	4	219	LL107044D2	4	221	LL1080063	4	277
LL107035M3	4	216	LL107039L3	4	219	LL107044D3	4	221	LL108006N	4	277
LL107035MB	4	216	LL107039LB	4	219	LL107044DN	4	221	LL1080073	4	277
LL107035MN	4	216	LL107039LN	4	219	LL107044L2	4	221	LL108007N	4	277
LL107035S2	4	216	LL107039M2	4	219	LL107044L3	4	221	LL1080083	4	277
LL107035S3	4	216	LL107039M3	4	219	LL107044LN	4	221	LL108008N	4	277
LL107035SB	4	216	LL107039MB	4	219	LL107044M2	4	221	LL1080093	4	277
LL107035SN	4	216	LL107039MN	4	219	LL107044M3	4	221	LL108009N	4	277
LL107036D2	4	219	LL107039S2	4	219	LL107044MN	4	221	LL1080103	4	277
LL107036D3	4	219	LL107039S3	4	219	LL107044S2	4	221	LL108010N	4	277
LL107036DB	4	219	LL107039SB	4	219	LL107044S3	4	221	LL1080113	4	277
LL107036DN	4	219	LL107039SN	4	219	LL107044SN	4	221	LL108011N	4	277
LL107036L2	4	219	LL107040D2	4	220	LL107045D2	4	221	LL1080123	4	277
LL107036L3	4	219	LL107040D3	4	220	LL107045D3	4	221	LL108012N	4	277
LL107036LB	4	219	LL107040DN	4	220	LL107045DN	4	221	LL1080133	4	277
LL107036LN	4	219	LL107040L2	4	220	LL107045L2	4	221	LL108013N	4	277
LL107036M2	4	219	LL107040L3	4	220	LL107045L3	4	221	LL1080143	4	277
LL107036M3	4	219	LL107040LN	4	220	LL107045LN	4	221	LL108014N	4	277
LL107036MB	4	219	LL107040M2	4	220	LL107045M2	4	221	LL1080153	4	277
LL107036MN	4	219	LL107040M3	4	220	LL107045M3	4	221	LL108015N	4	277
LL107036S2	4	219	LL107040MN	4	220	LL107045MN	4	221	LL108020L3	4	277
LL107036S3	4	219	LL107040S2	4	220	LL107045S2	4	221	LL108020LN	4	277
LL107036SB	4	219	LL107040S3	4	220	LL107045S3	4	221	LL108020M3	4	277
LL107036SN	4	219	LL107040SN	4	220	LL107045SN	4	221	LL108020MN	4	277
LL107037D2	4	219	LL107041D2	4	220	LL107046D2	4	221	LL108020S3	4	277
LL107037D3	4	219	LL107041D3	4	220	LL107046D3	4	221	LL108020SN	4	277
LL107037DB	4	219	LL107041DN	4	220	LL107046DN	4	221	LL108021L3	4	277
LL107037DN	4	219	LL107041L2	4	220	LL107046L2	4	221	LL108021LN	4	277
LL107037L2	4	219	LL107041L3	4	220	LL107046L3	4	221	LL108021M3	4	277
LL107037L3	4	219	LL107041LN	4	220	LL107046LN	4	221	LL108021MN	4	277
LL107037LB	4	219	LL107041M2	4	220	LL107046M2	4	221	LL108021S3	4	277
LL107037LN	4	219	LL107041M3	4	220	LL107046M3	4	221	LL108021SN	4	277
LL107037M2	4	219	LL107041MN	4	220	LL107046MN	4	221	LL108022L3	4	277
LL107037M3	4	219	LL107041S2	4	220	LL107046S2	4	221	LL108022LN	4	277
LL107037MB	4	219	LL107041S3	4	220	LL107046S3	4	221	LL108022M3	4	277
LL107037MN	4	219	LL107041SN	4	220	LL107046SN	4	221	LL108022MN	4	277
LL107037S2	4	219	LL107042D2	4	220	LL107047D2	4	221	LL108022S3	4	277
LL107037S3	4	219	LL107042D3	4	220	LL107047D3	4	221	LL108022SN	4	277
LL107037SB	4	219	LL107042DN	4	220	LL107047DN	4	221	LL108023L3	4	277
LL107037SN	4	219	LL107042L2	4	220	LL107047L2	4	221	LL108023LN	4	277
LL107038D2	4	219	LL107042L3	4	220	LL107047L3	4	221	LL108023M3	4	277
LL107038D3	4	219	LL107042LN	4	220	LL107047LN	4	221	LL108023MN	4	277
LL107038DB	4	219	LL107042M2	4	220	LL107047M2	4	221	LL108023S3	4	277
LL107038DN	4	219	LL107042M3	4	220	LL107047M3	4	221	LL108023SN	4	277



Codice Code Réf.	Imballo Pack Emb.	Pag. Page	Codice Code Réf.	Imballo Pack Emb.	Pag. Page	Codice Code Réf.	Imballo Pack Emb.	Pag. Page	Codice Code Réf.	Imballo Pack Emb.	Pag. Page
LL1080243	4	277	LL108060M3	4	278	LL1100043	1	340	LL1120103	3	279
LL108024N	4	277	LL108060MN	4	278	LL110004N	1	340	LL112010N	3	279
LL1080253	4	277	LL108060S3	4	278	LL1100053	1	340	LL1120113	3	279
LL108025N	4	277	LL108060SN	4	278	LL110005N	1	340	LL112011N	3	279
LL1080263	4	277	LL1080613	4	277	LL1100063	1	339	LL1120123	3	279
LL108026N	4	277	LL108061N	4	277	LL110006N	1	339	LL112012N	3	279
LL1080273	4	277	LL1080623	4	277	LL1100073	1	339	LL1120133	3	279
LL108027N	4	277	LL108062N	4	277	LL110007N	1	339	LL112013N	3	279
LL1080323	4	278	LL1080633	4	277	LL1100083	1	339	LL1120143	3	279
LL108032N	4	278	LL108063N	4	277	LL110008N	1	339	LL112014N	3	279
LL1080333	4	278	LL1080643	4	277	LL1100093	1	340	LL1120153	3	279
LL108033N	4	278	LL108064N	4	277	LL110009N	1	340	LL112015N	3	279
LL1080343	4	278	LL1080653	4	277	LL1100103	1	340	LL1130002	4	122
LL108034N	4	278	LL108065N	4	277	LL110010N	1	340	LL1130003	4	122
LL1080353	4	278	LL1080663	4	277	LL1100113	1	340	LL113000N	4	122
LL108035N	4	278	LL108066N	4	277	LL110011N	1	340	LL1130012	4	122
LL1080363	4	278	LL1080673	4	277	LL1100123	1	339	LL1130013	4	122
LL108036N	4	278	LL108067N	4	277	LL110012N	1	339	LL113001N	4	122
LL1080373	4	278	LL1080683	4	277	LL1100133	1	339	LL1130022	1	132
LL108037N	4	278	LL108068N	4	277	LL110013N	1	339	LL1130023	1	132
LL1080383	4	278	LL1080693	4	277	LL1100143	1	339	LL113002N	1	132
LL108038N	4	278	LL108069N	4	277	LL110014N	1	339	LL1130032	1	132
LL1080393	4	278	LL1080703	4	277	LL1100153	1	340	LL1130033	1	132
LL108039N	4	278	LL108070N	4	277	LL110015N	1	340	LL113003N	1	132
LL1080493	4	278	LL1080713	4	277	LL1100163	1	340	LL1130042	1	132
LL108049N	4	278	LL108071N	4	277	LL110016N	1	340	LL1130043	1	132
LL1080503	4	278	LL1080723	4	277	LL1100173	1	340	LL113004N	1	132
LL108050N	4	278	LL108072N	4	277	LL110017N	1	340	LL1130052	1	132
LL1080513	4	278	LL108073L3	4	277	LL1100183	1	339	LL1130053	1	132
LL108051N	4	278	LL108073LN	4	277	LL110018N	1	339	LL113005N	1	132
LL1080523	4	278	LL108073M3	4	277	LL1100193	1	339	LL1130062	1	132
LL108052N	4	278	LL108073MN	4	277	LL110019N	1	339	LL1130063	1	132
LL1080533	4	278	LL108073S3	4	277	LL1100203	1	339	LL113006N	1	132
LL108053N	4	278	LL108073SN	4	277	LL110020N	1	339	LL1130072	1	132
LL1080543	4	278	LL108074L3	4	277	LL1100213	1	339	LL1130073	1	132
LL108054N	4	278	LL108074LN	4	277	LL110021N	1	339	LL113007N	1	132
LL1080553	4	278	LL108074M3	4	277	LL1100223	1	339	LL1130082	1	132
LL108055N	4	278	LL108074MN	4	277	LL110022N	1	339	LL1130083	1	132
LL1080563	4	278	LL108074S3	4	277	LL1100233	1	339	LL113008N	1	132
LL108056N	4	278	LL108074SN	4	277	LL110023N	1	339	LL1130092	1	132
LL108057L3	4	278	LL108075L3	4	277	LL1120003	3	278	LL1130093	1	132
LL108057LN	4	278	LL108075LN	4	277	LL112000N	3	278	LL113009N	1	132
LL108057M3	4	278	LL108075M3	4	277	LL1120013	3	278	LL1130102	1	133
LL108057MN	4	278	LL108075MN	4	277	LL112001N	3	278	LL1130103	1	133
LL108057S3	4	278	LL108075S3	4	277	LL1120023	3	278	LL113010N	1	133
LL108057SN	4	278	LL108075SN	4	277	LL112002N	3	278	LL1130112	1	133
LL108058L3	4	278	LL108076L3	4	277	LL1120033	3	278	LL1130113	1	133
LL108058LN	4	278	LL108076LN	4	277	LL112003N	3	278	LL113011N	1	133
LL108058M3	4	278	LL108076M3	4	277	LL1120043	3	278	LL1130122	1	133
LL108058MN	4	278	LL108076MN	4	277	LL112004N	3	278	LL1130123	1	133
LL108058S3	4	278	LL108076S3	4	277	LL1120053	3	278	LL113012N	1	133
LL108058SN	4	278	LL108076SN	4	277	LL112005N	3	278	LL1130132	1	133
LL108059L3	4	278	LL1100003	1	339	LL1120063	3	278	LL1130133	1	133
LL108059LN	4	278	LL110000N	1	339	LL112006N	3	278	LL113013N	1	133
LL108059M3	4	278	LL1100013	1	339	LL1120073	3	278	LL1130142	1	133
LL108059MN	4	278	LL110001N	1	339	LL112007N	3	278	LL1130143	1	133
LL108059S3	4	278	LL1100023	1	339	LL1120083	3	279	LL113014N	1	133
LL108059SN	4	278	LL110002N	1	339	LL112008N	3	279	LL1130152	1	133
LL108060L3	4	278	LL1100033	1	340	LL1120093	3	279	LL1130153	1	133
LL108060LN	4	278	LL110003N	1	340	LL112009N	3	279	LL113015N	1	133

RICERCA ALFANUMERICA PER CODICE

Codice Code Réf.	Imballo Pack Emb.	Pag. Page	Codice Code Réf.	Imballo Pack Emb.	Pag. Page	Codice Code Réf.	Imballo Pack Emb.	Pag. Page	Codice Code Réf.	Imballo Pack Emb.	Pag. Page
LL1130162	1	133	LL1131322	1	132	LL1150022	4	140	LL1150252	1	155
LL1130163	1	133	LL1131323	1	132	LL1150023	4	140	LL1150253	1	155
LL113016N	1	133	LL113132N	1	132	LL115002N	4	140	LL115025N	1	155
LL1130172	1	133	LL1131332	1	132	LL1150032	4	140	LL1150262	1	153
LL1130173	1	133	LL1131333	1	132	LL1150033	4	140	LL1150263	1	153
LL113017N	1	133	LL113133N	1	132	LL115003N	4	140	LL115026N	1	153
LL1131002	3	122	LL1131342	1	133	LL1150042	4	140	LL1150272	1	153
LL1131003	3	122	LL1131343	1	133	LL1150043	4	140	LL1150273	1	153
LL113100N	3	122	LL113134N	1	133	LL115004N	4	140	LL115027N	1	153
LL1131012	3	122	LL1131352	1	133	LL1150052	4	140	LL1150282	1	153
LL1131013	3	122	LL1131353	1	133	LL1150053	4	140	LL1150283	1	153
LL113101N	3	122	LL113135N	1	133	LL115005N	4	140	LL115028N	1	153
LL1131022	3	122	LL1131362	1	133	LL1150062	4	140	LL1150292	1	153
LL1131023	3	122	LL1131363	1	133	LL1150063	4	140	LL1150293	1	153
LL113102N	3	122	LL113136N	1	133	LL115006N	4	140	LL115029N	1	153
LL1131032	3	122	LL1131372	1	133	LL1150072	4	140	LL1150302	1	157
LL1131033	3	122	LL1131373	1	133	LL1150073	4	140	LL1150303	1	157
LL113103N	3	122	LL113137N	1	133	LL115007N	4	140	LL115030N	1	157
LL1131042	1	134	LL1131382	1	134	LL1150082	1	151	LL1150312	1	157
LL1131043	1	134	LL1131383	1	134	LL1150083	1	151	LL1150313	1	157
LL113104N	1	134	LL113138N	1	134	LL115008N	1	151	LL115031N	1	157
LL1131052	1	134	LL1131392	1	134	LL1150092	1	151	LL1150322	1	157
LL1131053	1	134	LL1131393	1	134	LL1150093	1	151	LL1150323	1	157
LL113105N	1	134	LL113139N	1	134	LL115009N	1	151	LL115032N	1	157
LL1131062	1	134	LL1131402	1	134	LL1150102	1	151	LL1150332	1	157
LL1131063	1	134	LL1131403	1	134	LL1150103	1	151	LL1150333	1	157
LL113106N	1	134	LL113140N	1	134	LL115010N	1	151	LL115033N	1	157
LL1131072	1	134	LL1131412	1	134	LL1150112	1	151	LL1150342	1	157
LL1131073	1	134	LL1131413	1	134	LL1150113	1	151	LL1150343	1	157
LL113107N	1	134	LL113141N	1	134	LL115011N	1	151	LL115034N	1	157
LL1131082	1	134	LL1132002	4	123	LL1150122	1	151	LL1150352	1	157
LL1131083	1	134	LL1132003	4	123	LL1150123	1	151	LL1150353	1	157
LL113108N	1	134	LL113200N	4	123	LL115012N	1	151	LL115035N	1	157
LL1131092	1	134	LL1132012	4	123	LL1150132	1	151	LL1150362	1	157
LL1131093	1	134	LL1132013	4	123	LL1150133	1	151	LL1150363	1	157
LL113109N	1	134	LL113201N	4	123	LL115013N	1	151	LL115036N	1	157
LL1131102	1	134	LL1132022	4	123	LL1150142	1	151	LL1150372	1	157
LL1131103	1	134	LL1132023	4	123	LL1150143	1	151	LL1150373	1	157
LL113110N	1	134	LL113202N	4	123	LL115014N	1	151	LL115037N	1	157
LL1131112	1	134	LL1132032	4	123	LL1150152	1	151	LL1150382	1	157
LL1131113	1	134	LL1132033	4	123	LL1150153	1	151	LL1150383	1	157
LL113111N	1	134	LL113203N	4	123	LL115015N	1	151	LL115038N	1	157
LL1131122	4	123	LL1132052	4	123	LL1150162	1	151	LL1150392	1	157
LL1131123	4	123	LL1132053	4	123	LL1150163	1	151	LL1150393	1	157
LL113112N	4	123	LL113205N	4	123	LL115016N	1	151	LL115039N	1	157
LL1131132	4	123	LL1132062	4	123	LL1150172	1	151	LL1150402	1	157
LL1131133	4	123	LL1132063	4	123	LL1150173	1	151	LL1150403	1	157
LL113113N	4	123	LL113206N	4	123	LL115017N	1	151	LL115040N	1	157
LL1131142	4	123	LL1132072	4	123	LL1150182	1	151	LL1150412	1	157
LL1131143	4	123	LL1132073	4	123	LL1150183	1	151	LL1150413	1	157
LL113114N	4	123	LL113207N	4	123	LL115018N	1	151	LL115041N	1	157
LL1131152	4	123	LL1132082	4	123	LL1150192	1	151	LL1150422	1	161
LL1131153	4	123	LL1132083	4	123	LL1150193	1	151	LL1150423	1	161
LL113115N	4	123	LL113208N	4	123	LL115019N	1	151	LL115042N	1	161
LL1131302	1	132	LL1150002	4	140	LL1150232	1	155	LL1150432	1	161
LL1131303	1	132	LL1150003	4	140	LL1150233	1	155	LL1150433	1	161
LL113130N	1	132	LL115000N	4	140	LL115023N	1	155	LL115043N	1	161
LL1131312	1	132	LL1150012	4	140	LL1150242	1	155	LL1150442	1	161
LL1131313	1	132	LL1150013	4	140	LL1150243	1	155	LL1150443	1	161
LL113131N	1	132	LL115001N	4	140	LL115024N	1	155	LL115044N	1	161



Codice Code Réf.	Imballo Pack Emb.	Pag. Page	Codice Code Réf.	Imballo Pack Emb.	Pag. Page	Codice Code Réf.	Imballo Pack Emb.	Pag. Page	Codice Code Réf.	Imballo Pack Emb.	Pag. Page
LL1151002	4	140	LL1151212	1	153	LL1151412	1	159	LL115167S2	4	141
LL1151003	4	140	LL1151213	1	153	LL1151413	1	159	LL115167S3	4	141
LL115100N	4	140	LL115121N	1	153	LL115141N	1	159	LL115167SN	4	141
LL1151012	4	140	LL1151222	1	153	LL1151422	1	159	LL115167W2	4	141
LL1151013	4	140	LL1151223	1	153	LL1151423	1	159	LL115167W3	4	141
LL115101N	4	140	LL115122N	1	153	LL115142N	1	159	LL115167WN	4	141
LL1151022	4	140	LL1151232	1	153	LL1151432	1	158	LL115168A2	4	141
LL1151023	4	140	LL1151233	1	153	LL1151433	1	158	LL115168A3	4	141
LL115102N	4	140	LL115123N	1	153	LL115143N	1	158	LL115168AN	4	141
LL1151032	4	140	LL1151242	1	153	LL1151442	1	158	LL115168S2	4	141
LL1151033	4	140	LL1151243	1	153	LL1151443	1	158	LL115168S3	4	141
LL115103N	4	140	LL115124N	1	153	LL115144N	1	158	LL115168SN	4	141
LL1151042	4	141	LL1151252	1	153	LL1151452	1	158	LL115168W2	4	141
LL1151043	4	141	LL1151253	1	153	LL1151453	1	158	LL115168W3	4	141
LL115104N	4	141	LL115125N	1	153	LL115145N	1	158	LL115168WN	4	141
LL1151052	4	141	LL1151262	1	153	LL1151462	1	158	LL115169A2	4	141
LL1151053	4	141	LL1151263	1	153	LL1151463	1	158	LL115169A3	4	141
LL115105N	4	141	LL115126N	1	153	LL115146N	1	158	LL115169AN	4	141
LL1151062	4	141	LL1151272	1	158	LL1151472	1	159	LL115169S2	4	141
LL1151063	4	141	LL1151273	1	158	LL1151473	1	159	LL115169S3	4	141
LL115106N	4	141	LL115127N	1	158	LL115147N	1	159	LL115169SN	4	141
LL1151072	4	141	LL1151282	1	158	LL1151482	1	159	LL115169W2	4	141
LL1151073	4	141	LL1151283	1	158	LL1151483	1	159	LL115169W3	4	141
LL115107N	4	141	LL115128N	1	158	LL115148N	1	159	LL115169WN	4	141
LL1151082	4	141	LL1151292	1	158	LL1151492	1	159	LL1160002	4	36
LL1151083	4	141	LL1151293	1	158	LL1151493	1	159	LL1160003	4	36
LL115108N	4	141	LL115129N	1	158	LL115149N	1	159	LL116000N	4	36
LL1151092	4	141	LL1151302	1	158	LL1151502	1	159	LL1160012	4	36
LL1151093	4	141	LL1151303	1	158	LL1151503	1	159	LL1160013	4	36
LL115109N	4	141	LL115130N	1	158	LL115150N	1	159	LL116001N	4	36
LL1151102	4	141	LL1151312	1	159	LL1151512	1	161	LL1160022	4	36
LL1151103	4	141	LL1151313	1	159	LL1151513	1	161	LL1160023	4	36
LL115110N	4	141	LL115131N	1	159	LL115151N	1	161	LL116002N	4	36
LL1151112	4	141	LL1151322	1	159	LL1151522	1	161	LL1160032	4	36
LL1151113	4	141	LL1151323	1	159	LL1151523	1	161	LL1160033	4	36
LL115111N	4	141	LL115132N	1	159	LL115152N	1	161	LL116003N	4	36
LL1151132	1	155	LL1151332	1	159	LL1151532	1	161	LL1160042	4	36
LL1151133	1	155	LL1151333	1	159	LL1151533	1	161	LL1160043	4	36
LL115113N	1	155	LL115133N	1	159	LL115153N	1	161	LL116004N	4	36
LL1151142	1	155	LL1151342	1	159	LL1151542	1	161	LL1160052	4	36
LL1151143	1	155	LL1151343	1	159	LL1151543	1	161	LL1160053	4	36
LL115114N	1	155	LL115134N	1	159	LL115154N	1	161	LL116005N	4	36
LL1151152	1	155	LL1151352	1	158	LL1151552	1	161	LL1160062	4	37
LL1151153	1	155	LL1151353	1	158	LL1151553	1	161	LL1160063	4	37
LL115115N	1	155	LL115135N	1	158	LL115155N	1	161	LL116006N	4	37
LL1151162	1	155	LL1151362	1	158	LL1151562	1	161	LL1160072	4	37
LL1151163	1	155	LL1151363	1	158	LL1151563	1	161	LL1160073	4	37
LL115116N	1	155	LL115136N	1	158	LL115156N	1	161	LL116007N	4	37
LL1151172	1	155	LL1151372	1	158	LL115166A2	4	141	LL1160082	4	37
LL1151173	1	155	LL1151373	1	158	LL115166A3	4	141	LL1160083	4	37
LL115117N	1	155	LL115137N	1	158	LL115166AN	4	141	LL116008N	4	37
LL1151182	1	155	LL1151382	1	158	LL115166S2	4	141	LL1160092	4	37
LL1151183	1	155	LL1151383	1	158	LL115166S3	4	141	LL1160093	4	37
LL115118N	1	155	LL115138N	1	158	LL115166SN	4	141	LL116009N	4	37
LL1151192	1	153	LL1151392	1	159	LL115166W2	4	141	LL1160102	4	37
LL1151193	1	153	LL1151393	1	159	LL115166W3	4	141	LL1160103	4	37
LL115119N	1	153	LL115139N	1	159	LL115166WN	4	141	LL116010N	4	37
LL1151202	1	153	LL1151402	1	159	LL115167A2	4	141	LL1160172	4	36
LL1151203	1	153	LL1151403	1	159	LL115167A3	4	141	LL1160173	4	36
LL115120N	1	153	LL115140N	1	159	LL115167AN	4	141	LL116017N	4	36

RICERCA ALFANUMERICA PER CODICE

Codice Code Réf.	Imballo Pack Emb.	Pag. Page	Codice Code Réf.	Imballo Pack Emb.	Pag. Page	Codice Code Réf.	Imballo Pack Emb.	Pag. Page	Codice Code Réf.	Imballo Pack Emb.	Pag. Page
LL1160182	4	36	LL119000D2	4	216	LL119005D2	4	216	LL1200082	4	298
LL1160183	4	36	LL119000D3	4	216	LL119005D3	4	216	LL1200083	4	298
LL116018N	4	36	LL119000DB	4	216	LL119005DB	4	216	LL120008N	4	298
LL1160192	4	36	LL119000DN	4	216	LL119005DN	4	216	LL1200092	4	298
LL1160193	4	36	LL119000M2	4	216	LL119005M2	4	216	LL1200093	4	298
LL116019N	4	36	LL119000M3	4	216	LL119005M3	4	216	LL120009N	4	298
LL1160202	4	36	LL119000MB	4	216	LL119005MB	4	216	LL1200102	4	298
LL1160203	4	36	LL119000MN	4	216	LL119005MN	4	216	LL1200103	4	298
LL116020N	4	36	LL119000S2	4	216	LL119005S2	4	216	LL120010N	4	298
LL1160212	4	36	LL119000S3	4	216	LL119005S3	4	216	LL1200112	4	298
LL1160213	4	36	LL119000SB	4	216	LL119005SB	4	216	LL1200113	4	298
LL116021N	4	36	LL119000SN	4	216	LL119005SN	4	216	LL120011N	4	298
LL1161002	4	38	LL119001D2	4	216	LL119006D2	4	216	LL1210002	4	264
LL1161003	4	38	LL119001D3	4	216	LL119006D3	4	216	LL1210003	4	264
LL116100N	4	38	LL119001DB	4	216	LL119006DB	4	216	LL121000N	4	264
LL1161012	4	38	LL119001DN	4	216	LL119006DN	4	216	LL1210012	4	264
LL1161013	4	38	LL119001M2	4	216	LL119006M2	4	216	LL1210013	4	264
LL116101N	4	38	LL119001M3	4	216	LL119006M3	4	216	LL121001N	4	264
LL1161022	4	38	LL119001MB	4	216	LL119006MB	4	216	LL1210022	4	264
LL1161023	4	38	LL119001MN	4	216	LL119006MN	4	216	LL1210023	4	264
LL116102N	4	38	LL119001S2	4	216	LL119006S2	4	216	LL121002N	4	264
LL1161032	4	38	LL119001S3	4	216	LL119006S3	4	216	LL1210032	4	264
LL1161033	4	38	LL119001SB	4	216	LL119006SB	4	216	LL1210033	4	264
LL116103N	4	38	LL119001SN	4	216	LL119006SN	4	216	LL121003N	4	264
LL1161042	4	38	LL119002D2	4	216	LL119007D2	4	216	LL1210042	4	264
LL1161043	4	38	LL119002D3	4	216	LL119007D3	4	216	LL1210043	4	264
LL116104N	4	38	LL119002DB	4	216	LL119007DB	4	216	LL121004N	4	264
LL1161052	4	38	LL119002DN	4	216	LL119007DN	4	216	LL1210052	4	264
LL1161053	4	38	LL119002M2	4	216	LL119007M2	4	216	LL1210053	4	264
LL116105N	4	38	LL119002M3	4	216	LL119007M3	4	216	LL121005N	4	264
LL1161062	4	38	LL119002MB	4	216	LL119007MB	4	216	LL1210062	4	264
LL1161063	4	38	LL119002MN	4	216	LL119007MN	4	216	LL1210063	4	264
LL116106N	4	38	LL119002S2	4	216	LL119007S2	4	216	LL121006N	4	264
LL1161072	4	38	LL119002S3	4	216	LL119007S3	4	216	LL1210072	4	264
LL1161073	4	38	LL119002SB	4	216	LL119007SB	4	216	LL1210073	4	264
LL116107N	4	38	LL119002SN	4	216	LL119007SN	4	216	LL121007N	4	264
LL1161082	4	38	LL119003D2	4	216	LL1200002	4	298	LL1210082	4	264
LL1161083	4	38	LL119003D3	4	216	LL1200003	4	298	LL1210083	4	264
LL116108N	4	38	LL119003DB	4	216	LL120000N	4	298	LL121008N	4	264
LL1161092	4	38	LL119003DN	4	216	LL1200012	4	298	LL1210092	4	264
LL1161093	4	38	LL119003M2	4	216	LL1200013	4	298	LL1210093	4	264
LL116109N	4	38	LL119003M3	4	216	LL120001N	4	298	LL121009N	4	264
LL1161102	4	38	LL119003MB	4	216	LL1200022	4	298	LL1210102	4	264
LL1161103	4	38	LL119003MN	4	216	LL1200023	4	298	LL1210103	4	264
LL116110N	4	38	LL119003S2	4	216	LL120002N	4	298	LL121010N	4	264
LL1161172	4	38	LL119003S3	4	216	LL1200032	4	298	LL1210112	4	264
LL1161173	4	38	LL119003SB	4	216	LL1200033	4	298	LL1210113	4	264
LL116117N	4	38	LL119003SN	4	216	LL120003N	4	298	LL121011N	4	264
LL1161182	4	38	LL119004D2	4	216	LL1200042	4	298	LL1210122	1	270
LL1161183	4	38	LL119004D3	4	216	LL1200043	4	298	LL1210123	1	270
LL116118N	4	38	LL119004DB	4	216	LL120004N	4	298	LL121012N	1	270
LL1161192	4	38	LL119004DN	4	216	LL1200052	4	298	LL1210132	1	270
LL1161193	4	38	LL119004M2	4	216	LL1200053	4	298	LL1210133	1	270
LL116119N	4	38	LL119004M3	4	216	LL120005N	4	298	LL121013N	1	270
LL1161202	4	38	LL119004MB	4	216	LL1200062	4	298	LL1210142	1	270
LL1161203	4	38	LL119004MN	4	216	LL1200063	4	298	LL1210143	1	270
LL116120N	4	38	LL119004S2	4	216	LL120006N	4	298	LL121014N	1	270
LL1161212	4	38	LL119004S3	4	216	LL1200072	4	298	LL1210152	1	270
LL1161213	4	38	LL119004SB	4	216	LL1200073	4	298	LL1210153	1	270
LL116121N	4	38	LL119004SN	4	216	LL120007N	4	298	LL121015N	1	270



Codice Code Réf.	Imballo Pack Emb.	Pag. Page	Codice Code Réf.	Imballo Pack Emb.	Pag. Page	Codice Code Réf.	Imballo Pack Emb.	Pag. Page	Codice Code Réf.	Imballo Pack Emb.	Pag. Page
LL1210162	1	270	LL1220183	4	347	LL1230122	4	234	LL1240022	4	46
LL1210163	1	270	LL122018N	4	347	LL1230123	4	234	LL1240023	4	46
LL121016N	1	270	LL1220193	4	347	LL123012N	4	234	LL124002N	4	46
LL1210172	1	270	LL122019N	4	347	LL1230132	4	234	LL1240032	4	46
LL1210173	1	270	LL1220203	4	347	LL1230133	4	234	LL1240033	4	46
LL121017N	1	270	LL122020N	4	347	LL123013N	4	234	LL124003N	4	46
LL1210182	1	270	LL1220213	4	347	LL1230142	4	234	LL1240042	4	46
LL1210183	1	270	LL122021N	4	347	LL1230143	4	234	LL1240043	4	46
LL121018N	1	270	LL1220223	4	347	LL123014N	4	234	LL124004N	4	46
LL1210192	1	270	LL122022N	4	347	LL1230152	4	235	LL1240052	4	46
LL1210193	1	270	LL1220233	4	347	LL1230153	4	235	LL1240053	4	46
LL121019N	1	270	LL122023N	4	347	LL123015N	4	235	LL124005N	4	46
LL1210302	1	270	LL1220243	4	347	LL1230162	4	235	LL1240062	4	46
LL1210303	1	270	LL122024N	4	347	LL1230163	4	235	LL1240063	4	46
LL121030N	1	270	LL1220253	4	347	LL123016N	4	235	LL124006N	4	46
LL1210312	1	270	LL122025N	4	347	LL1230172	4	235	LL1240072	4	46
LL1210313	1	270	LL1220263	4	347	LL1230173	4	235	LL1240073	4	46
LL121031N	1	270	LL122026N	4	347	LL123017N	4	235	LL124007N	4	46
LL1210322	1	270	LL1220273	4	346	LL1230182	4	235	LL1240082	4	46
LL1210323	1	270	LL122027N	4	346	LL1230183	4	235	LL1240083	4	46
LL121032N	1	270	LL1220283	4	346	LL123018N	4	235	LL124008N	4	46
LL1210332	1	270	LL122028N	4	346	LL1230192	4	235	LL1240092	4	46
LL1210333	1	270	LL1220293	4	346	LL1230193	4	235	LL1240093	4	46
LL121033N	1	270	LL122029N	4	346	LL123019N	4	235	LL124009N	4	46
LL1220003	4	348	LL1230002	4	234	LL1230202	4	235	LL1240102	4	46
LL122000N	4	348	LL1230003	4	234	LL1230203	4	235	LL1240103	4	46
LL1220013	4	348	LL123000N	4	234	LL123020N	4	235	LL124010N	4	46
LL122001N	4	348	LL1230012	4	234	LL1230212	4	235	LL1240112	4	46
LL1220023	4	348	LL1230013	4	234	LL1230213	4	235	LL1240113	4	46
LL122002N	4	348	LL123001N	4	234	LL123021N	4	235	LL124011N	4	46
LL1220033	4	348	LL1230022	4	234	LL1230222	4	235	LL1240122	4	46
LL122003N	4	348	LL1230023	4	234	LL1230223	4	235	LL1240123	4	46
LL1220043	4	348	LL123002N	4	234	LL123022N	4	235	LL124012N	4	46
LL122004N	4	348	LL1230032	4	234	LL1230232	4	235	LL1240132	4	46
LL1220053	4	348	LL1230033	4	234	LL1230233	4	235	LL1240133	4	46
LL122005N	4	348	LL123003N	4	234	LL123023N	4	235	LL124013N	4	46
LL1220063	4	346	LL1230042	4	234	LL1230242	4	235	LL1240142	4	46
LL122006N	4	346	LL1230043	4	234	LL1230243	4	235	LL1240143	4	46
LL1220073	4	346	LL123004N	4	234	LL123024N	4	235	LL124014N	4	46
LL122007N	4	346	LL1230052	4	234	LL1230252	4	235	LL1240152	4	46
LL1220083	4	346	LL1230053	4	234	LL1230253	4	235	LL1240153	4	46
LL122008N	4	346	LL123005N	4	234	LL123025N	4	235	LL124015N	4	46
LL1220093	4	346	LL1230062	4	234	LL1230262	4	235	LL1240162	4	46
LL122009N	4	346	LL1230063	4	234	LL1230263	4	235	LL1240163	4	46
LL1220103	4	346	LL123006N	4	234	LL123026N	4	235	LL124016N	4	46
LL122010N	4	346	LL1230072	4	234	LL1230272	4	235	LL1240172	4	46
LL1220113	4	346	LL1230073	4	234	LL1230273	4	235	LL1240173	4	46
LL122011N	4	346	LL123007N	4	234	LL123027N	4	235	LL124017N	4	46
LL1220123	4	348	LL1230082	4	234	LL1230282	4	235	LL1240182	4	46
LL122012N	4	348	LL1230083	4	234	LL1230283	4	235	LL1240183	4	46
LL1220133	4	348	LL123008N	4	234	LL123028N	4	235	LL124018N	4	46
LL122013N	4	348	LL1230092	4	234	LL1230292	4	235	LL1240192	4	46
LL1220143	4	348	LL1230093	4	234	LL1230293	4	235	LL1240193	4	46
LL122014N	4	348	LL123009N	4	234	LL123029N	4	235	LL124019N	4	46
LL1220153	4	348	LL1230102	4	234	LL1240002	4	46	LL1240202	4	46
LL122015N	4	348	LL1230103	4	234	LL1240003	4	46	LL1240203	4	46
LL1220163	4	348	LL123010N	4	234	LL124000N	4	46	LL124020N	4	46
LL122016N	4	348	LL1230112	4	234	LL1240012	4	46	LL1240212	4	46
LL1220173	4	348	LL1230113	4	234	LL1240013	4	46	LL1240213	4	46
LL122017N	4	348	LL123011N	4	234	LL124001N	4	46	LL124021N	4	46

RICERCA ALFANUMERICA PER CODICE

Codice Code Réf.	Imballo Pack Emb.	Pag. Page	Codice Code Réf.	Imballo Pack Emb.	Pag. Page	Codice Code Réf.	Imballo Pack Emb.	Pag. Page	Codice Code Réf.	Imballo Pack Emb.	Pag. Page
LL1240222	4	46	LL1240622	4	46	LL1250072	4	304	LL1251112	1	313
LL1240223	4	46	LL1240623	4	46	LL1250073	4	304	LL1251113	1	313
LL124022N	4	46	LL124062N	4	46	LL125007N	4	304	LL125111N	1	313
LL1240232	4	46	LL1240632	4	46	LL1250082	4	305	LL1251122	1	313
LL1240233	4	46	LL1240633	4	46	LL1250083	4	305	LL1251123	1	313
LL124023N	4	46	LL124063N	4	46	LL125008N	4	305	LL125112N	1	313
LL1240242	4	46	LL1240642	4	46	LL1250092	4	305	LL1251132	1	313
LL1240243	4	46	LL1240643	4	46	LL1250093	4	305	LL1251133	1	313
LL124024N	4	46	LL124064N	4	46	LL125009N	4	305	LL125113N	1	313
LL1240252	4	46	LL1240682	1	47	LL1250102	4	305	LL1251142	1	313
LL1240253	4	46	LL1240683	1	47	LL1250103	4	305	LL1251143	1	313
LL124025N	4	46	LL124068N	1	47	LL125010N	4	305	LL125114N	1	313
LL1240262	4	46	LL1240692	1	47	LL1250112	4	305	LL1251152	1	313
LL1240263	4	46	LL1240693	1	47	LL1250113	4	305	LL1251153	1	313
LL124026N	4	46	LL124069N	1	47	LL125011N	4	305	LL125115N	1	313
LL1240272	4	46	LL1240702	1	47	LL1250122	4	305	LL126000D2	4	184
LL1240273	4	46	LL1240703	1	47	LL1250123	4	305	LL126000D3	4	184
LL124027N	4	46	LL124070N	1	47	LL125012N	4	305	LL126000DN	4	184
LL1240282	4	46	LL1240712	1	47	LL1250132	4	305	LL126000L2	4	184
LL1240283	4	46	LL1240713	1	47	LL1250133	4	305	LL126000L3	4	184
LL124028N	4	46	LL124071N	1	47	LL125013N	4	305	LL126000LN	4	184
LL1240292	4	46	LL1240722	1	47	LL1250142	4	305	LL126000M2	4	184
LL1240293	4	46	LL1240723	1	47	LL1250143	4	305	LL126000M3	4	184
LL124029N	4	46	LL124072N	1	47	LL125014N	4	305	LL126000MN	4	184
LL1240302	4	46	LL1240732	1	47	LL1250152	4	305	LL126000S2	4	184
LL1240303	4	46	LL1240733	1	47	LL1250153	4	305	LL126000S3	4	184
LL124030N	4	46	LL124073N	1	47	LL125015N	4	305	LL126000SN	4	184
LL1240312	4	46	LL1240742	1	47	LL1251002	1	312	LL126001D2	4	184
LL1240313	4	46	LL1240743	1	47	LL1251003	1	312	LL126001D3	4	184
LL124031N	4	46	LL124074N	1	47	LL125100N	1	312	LL126001DN	4	184
LL1240322	4	46	LL1240752	1	47	LL1251012	1	312	LL126001L2	4	184
LL1240323	4	46	LL1240753	1	47	LL1251013	1	312	LL126001L3	4	184
LL124032N	4	46	LL124075N	1	47	LL125101N	1	312	LL126001LN	4	184
LL1240332	4	46	LL1240762	1	47	LL1251022	1	312	LL126001M2	4	184
LL1240333	4	46	LL1240763	1	47	LL1251023	1	312	LL126001M3	4	184
LL124033N	4	46	LL124076N	1	47	LL125102N	1	312	LL126001MN	4	184
LL1240342	4	46	LL1240772	1	47	LL1251032	1	312	LL126001S2	4	184
LL1240343	4	46	LL1240773	1	47	LL1251033	1	312	LL126001S3	4	184
LL124034N	4	46	LL124077N	1	47	LL125103N	1	312	LL126001SN	4	184
LL1240352	4	46	LL1250002	4	304	LL1251042	1	312	LL126002D2	4	184
LL1240353	4	46	LL1250003	4	304	LL1251043	1	312	LL126002D3	4	184
LL124035N	4	46	LL125000N	4	304	LL125104N	1	312	LL126002DN	4	184
LL1240362	4	46	LL1250012	4	304	LL1251052	1	312	LL126002L2	4	184
LL1240363	4	46	LL1250013	4	304	LL1251053	1	312	LL126002L3	4	184
LL124036N	4	46	LL125001N	4	304	LL125105N	1	312	LL126002LN	4	184
LL1240372	4	46	LL1250022	4	304	LL1251062	1	312	LL126002M2	4	184
LL1240373	4	46	LL1250023	4	304	LL1251063	1	312	LL126002M3	4	184
LL124037N	4	46	LL125002N	4	304	LL125106N	1	312	LL126002MN	4	184
LL1240382	4	46	LL1250032	4	304	LL1251072	1	312	LL126002S2	4	184
LL1240383	4	46	LL1250033	4	304	LL1251073	1	312	LL126002S3	4	184
LL124038N	4	46	LL125003N	4	304	LL125107N	1	312	LL126002SN	4	184
LL1240392	4	46	LL1250042	4	304	LL1251082	1	313	LL126003D2	4	184
LL1240393	4	46	LL1250043	4	304	LL1251083	1	313	LL126003D3	4	184
LL124039N	4	46	LL125004N	4	304	LL125108N	1	313	LL126003DN	4	184
LL1240602	4	46	LL1250052	4	304	LL1251092	1	313	LL126003L2	4	184
LL1240603	4	46	LL1250053	4	304	LL1251093	1	313	LL126003L3	4	184
LL124060N	4	46	LL125005N	4	304	LL125109N	1	313	LL126003LN	4	184
LL1240612	4	46	LL1250062	4	304	LL1251102	1	313	LL126003M2	4	184
LL1240613	4	46	LL1250063	4	304	LL1251103	1	313	LL126003M3	4	184
LL124061N	4	46	LL125006N	4	304	LL125110N	1	313	LL126003MN	4	184



Codice Code Réf.	Imballo Pack Emb.	Pag. Page	Codice Code Réf.	Imballo Pack Emb.	Pag. Page	Codice Code Réf.	Imballo Pack Emb.	Pag. Page	Codice Code Réf.	Imballo Pack Emb.	Pag. Page
LL126003S2	4	184	LL1260112	4	192	LL126103S2	4	184	LL126200S2	4	196
LL126003S3	4	184	LL1260113	4	192	LL126103S3	4	184	LL126200S3	4	196
LL126003SN	4	184	LL126011N	4	192	LL126103SN	4	184	LL126200SN	4	196
LL126004D2	4	184	LL1260122	4	192	LL126104D2	4	185	LL126201D2	4	196
LL126004D3	4	184	LL1260123	4	192	LL126104D3	4	185	LL126201D3	4	196
LL126004DN	4	184	LL126012N	4	192	LL126104DN	4	185	LL126201DN	4	196
LL126004L2	4	184	LL1260132	4	192	LL126104L2	4	185	LL126201L2	4	196
LL126004L3	4	184	LL1260133	4	192	LL126104L3	4	185	LL126201L3	4	196
LL126004LN	4	184	LL126013N	4	192	LL126104LN	4	185	LL126201LN	4	196
LL126004M2	4	184	LL1260142	4	192	LL126104M2	4	185	LL126201M2	4	196
LL126004M3	4	184	LL1260143	4	192	LL126104M3	4	185	LL126201M3	4	196
LL126004MN	4	184	LL126014N	4	192	LL126104MN	4	185	LL126201MN	4	196
LL126004S2	4	184	LL1260152	4	192	LL126104S2	4	185	LL126201S2	4	196
LL126004S3	4	184	LL1260153	4	192	LL126104S3	4	185	LL126201S3	4	196
LL126004SN	4	184	LL126015N	4	192	LL126104SN	4	185	LL126201SN	4	196
LL126005D2	4	184	LL126100D2	4	184	LL126105D2	4	185	LL126202D2	4	196
LL126005D3	4	184	LL126100D3	4	184	LL126105D3	4	185	LL126202D3	4	196
LL126005DN	4	184	LL126100DN	4	184	LL126105DN	4	185	LL126202DN	4	196
LL126005L2	4	184	LL126100L2	4	184	LL126105L2	4	185	LL126202L2	4	196
LL126005L3	4	184	LL126100L3	4	184	LL126105L3	4	185	LL126202L3	4	196
LL126005LN	4	184	LL126100LN	4	184	LL126105LN	4	185	LL126202LN	4	196
LL126005M2	4	184	LL126100M2	4	184	LL126105M2	4	185	LL126202M2	4	196
LL126005M3	4	184	LL126100M3	4	184	LL126105M3	4	185	LL126202M3	4	196
LL126005MN	4	184	LL126100MN	4	184	LL126105MN	4	185	LL126202MN	4	196
LL126005S2	4	184	LL126100S2	4	184	LL126105S2	4	185	LL126202S2	4	196
LL126005S3	4	184	LL126100S3	4	184	LL126105S3	4	185	LL126202S3	4	196
LL126005SN	4	184	LL126100SN	4	184	LL126105SN	4	185	LL126202SN	4	196
LL126006D2	4	184	LL126101D2	4	184	LL126106D2	4	185	LL126203D2	4	196
LL126006D3	4	184	LL126101D3	4	184	LL126106D3	4	185	LL126203D3	4	196
LL126006DN	4	184	LL126101DN	4	184	LL126106DN	4	185	LL126203DN	4	196
LL126006L2	4	184	LL126101L2	4	184	LL126106L2	4	185	LL126203L2	4	196
LL126006L3	4	184	LL126101L3	4	184	LL126106L3	4	185	LL126203L3	4	196
LL126006LN	4	184	LL126101LN	4	184	LL126106LN	4	185	LL126203LN	4	196
LL126006M2	4	184	LL126101M2	4	184	LL126106M2	4	185	LL126203M2	4	196
LL126006M3	4	184	LL126101M3	4	184	LL126106M3	4	185	LL126203M3	4	196
LL126006MN	4	184	LL126101MN	4	184	LL126106MN	4	185	LL126203MN	4	196
LL126006S2	4	184	LL126101S2	4	184	LL126106S2	4	185	LL126203S2	4	196
LL126006S3	4	184	LL126101S3	4	184	LL126106S3	4	185	LL126203S3	4	196
LL126006SN	4	184	LL126101SN	4	184	LL126106SN	4	185	LL126203SN	4	196
LL126007D2	4	184	LL126102D2	4	184	LL126107D2	4	185	LL126204D2	4	196
LL126007D3	4	184	LL126102D3	4	184	LL126107D3	4	185	LL126204D3	4	196
LL126007DN	4	184	LL126102DN	4	184	LL126107DN	4	185	LL126204DN	4	196
LL126007L2	4	184	LL126102L2	4	184	LL126107L2	4	185	LL126204L2	4	196
LL126007L3	4	184	LL126102L3	4	184	LL126107L3	4	185	LL126204L3	4	196
LL126007LN	4	184	LL126102LN	4	184	LL126107LN	4	185	LL126204LN	4	196
LL126007M2	4	184	LL126102M2	4	184	LL126107M2	4	185	LL126204M2	4	196
LL126007M3	4	184	LL126102M3	4	184	LL126107M3	4	185	LL126204M3	4	196
LL126007MN	4	184	LL126102MN	4	184	LL126107MN	4	185	LL126204MN	4	196
LL126007S2	4	184	LL126102S2	4	184	LL126107S2	4	185	LL126204S2	4	196
LL126007S3	4	184	LL126102S3	4	184	LL126107S3	4	185	LL126204S3	4	196
LL126007SN	4	184	LL126102SN	4	184	LL126107SN	4	185	LL126204SN	4	196
LL1260082	4	192	LL126103D2	4	184	LL126200D2	4	196	LL126205D2	4	196
LL1260083	4	192	LL126103D3	4	184	LL126200D3	4	196	LL126205D3	4	196
LL126008N	4	192	LL126103DN	4	184	LL126200DN	4	196	LL126205DN	4	196
LL1260092	4	192	LL126103L2	4	184	LL126200L2	4	196	LL126205L2	4	196
LL1260093	4	192	LL126103L3	4	184	LL126200L3	4	196	LL126205L3	4	196
LL126009N	4	192	LL126103LN	4	184	LL126200LN	4	196	LL126205LN	4	196
LL1260102	4	192	LL126103M2	4	184	LL126200M2	4	196	LL126205M2	4	196
LL1260103	4	192	LL126103M3	4	184	LL126200M3	4	196	LL126205M3	4	196
LL126010N	4	192	LL126103MN	4	184	LL126200MN	4	196	LL126205MN	4	196

RICERCA ALFANUMERICA PER CODICE

Codice Code Réf.	Imballo Pack Emb.	Pag. Page	Codice Code Réf.	Imballo Pack Emb.	Pag. Page	Codice Code Réf.	Imballo Pack Emb.	Pag. Page	Codice Code Réf.	Imballo Pack Emb.	Pag. Page
LL126205S2	4	196	LL1263142	1	201	LL1280132	1	93	LL12810G2	1	95
LL126205S3	4	196	LL1263143	1	201	LL1280133	1	93	LL12810G3	1	95
LL126205SN	4	196	LL126314N	1	201	LL128013N	1	93	LL12810GN	1	95
LL126206D2	4	196	LL1263182	1	200	LL1280142	1	93	LL12810K2	1	95
LL126206D3	4	196	LL1263183	1	200	LL1280143	1	93	LL12810K3	1	95
LL126206DN	4	196	LL126318N	1	200	LL128014N	1	93	LL12810KN	1	95
LL126206L2	4	196	LL1263192	1	200	LL1280152	1	93	LL12810W2	1	95
LL126206L3	4	196	LL1263193	1	200	LL1280153	1	93	LL12810W3	1	95
LL126206LN	4	196	LL126319N	1	200	LL128015N	1	93	LL12810WN	1	95
LL126206M2	4	196	LL1263202	1	200	LL1280162	1	93	LL12811E2	1	95
LL126206M3	4	196	LL1263203	1	200	LL1280163	1	93	LL12811E3	1	95
LL126206MN	4	196	LL126320N	1	200	LL128016N	1	93	LL12811EN	1	95
LL126206S2	4	196	LL1263212	1	200	LL1280172	1	93	LL12811G2	1	95
LL126206S3	4	196	LL1263213	1	200	LL1280173	1	93	LL12811G3	1	95
LL126206SN	4	196	LL126321N	1	200	LL128017N	1	93	LL12811GN	1	95
LL126207D2	4	196	LL1263222	1	200	LL1280182	1	93	LL12811K2	1	95
LL126207D3	4	196	LL1263223	1	200	LL1280183	1	93	LL12811K3	1	95
LL126207DN	4	196	LL126322N	1	200	LL128018N	1	93	LL12811KN	1	95
LL126207L2	4	196	LL1263232	1	200	LL1280202	1	93	LL12811W2	1	95
LL126207L3	4	196	LL1263233	1	200	LL1280203	1	93	LL12811W3	1	95
LL126207LN	4	196	LL126323N	1	200	LL128020N	1	93	LL12811WN	1	95
LL126207M2	4	196	LL1280002	1	92	LL1280232	1	92	LL12812E2	1	95
LL126207M3	4	196	LL1280003	1	92	LL1280233	1	92	LL12812E3	1	95
LL126207MN	4	196	LL128000N	1	92	LL128023N	1	92	LL12812EN	1	95
LL126207S2	4	196	LL1280012	1	92	LL1280242	1	92	LL12812G2	1	95
LL126207S3	4	196	LL1280013	1	92	LL1280243	1	92	LL12812G3	1	95
LL126207SN	4	196	LL128001N	1	92	LL128024N	1	92	LL12812GN	1	95
LL1263002	1	200	LL1280022	1	92	LL1280322	1	92	LL12812K2	1	95
LL1263003	1	200	LL1280023	1	92	LL1280323	1	92	LL12812K3	1	95
LL126300N	1	200	LL128002N	1	92	LL128032N	1	92	LL12812KN	1	95
LL1263012	1	200	LL1280032	1	92	LL1280332	1	93	LL12812W2	1	95
LL1263013	1	200	LL1280033	1	92	LL1280333	1	93	LL12812W3	1	95
LL126301N	1	200	LL128003N	1	92	LL128033N	1	93	LL12812WN	1	95
LL1263022	1	200	LL1280042	1	92	LL1280472	1	94	LL12813E2	1	96
LL1263023	1	200	LL1280043	1	92	LL1280473	1	94	LL12813E3	1	96
LL126302N	1	200	LL128004N	1	92	LL128047N	1	94	LL12813EN	1	96
LL1263032	1	201	LL1280052	1	92	LL1280482	1	94	LL12813G2	1	96
LL1263033	1	201	LL1280053	1	92	LL1280483	1	94	LL12813G3	1	96
LL126303N	1	201	LL128005N	1	92	LL128048N	1	94	LL12813GN	1	96
LL1263042	1	201	LL1280062	1	93	LL1280492	1	94	LL12813K2	1	96
LL1263043	1	201	LL1280063	1	93	LL1280493	1	94	LL12813K3	1	96
LL126304N	1	201	LL128006N	1	93	LL128049N	1	94	LL12813KN	1	96
LL1263052	1	201	LL1280072	1	93	LL1280502	1	94	LL12813W2	1	96
LL1263053	1	201	LL1280073	1	93	LL1280503	1	94	LL12813W3	1	96
LL126305N	1	201	LL128007N	1	93	LL128050N	1	94	LL12813WN	1	96
LL1263092	1	201	LL1280082	1	93	LL1280512	1	94	LL12814E2	1	96
LL1263093	1	201	LL1280083	1	93	LL1280513	1	94	LL12814E3	1	96
LL126309N	1	201	LL128008N	1	93	LL128051N	1	94	LL12814EN	1	96
LL1263102	1	201	LL1280092	1	92	LL1280522	1	94	LL12814G2	1	96
LL1263103	1	201	LL1280093	1	92	LL1280523	1	94	LL12814G3	1	96
LL126310N	1	201	LL128009N	1	92	LL128052N	1	94	LL12814GN	1	96
LL1263112	1	201	LL1280102	1	92	LL1280532	1	94	LL12814K2	1	96
LL1263113	1	201	LL1280103	1	92	LL1280533	1	94	LL12814K3	1	96
LL126311N	1	201	LL128010N	1	92	LL128053N	1	94	LL12814KN	1	96
LL1263122	1	201	LL1280112	1	92	LL1280542	1	94	LL12814W2	1	96
LL1263123	1	201	LL1280113	1	92	LL1280543	1	94	LL12814W3	1	96
LL126312N	1	201	LL128011N	1	92	LL128054N	1	94	LL12814WN	1	96
LL1263132	1	201	LL1280122	1	93	LL12810E2	1	95	LL12815E2	1	96
LL1263133	1	201	LL1280123	1	93	LL12810E3	1	95	LL12815E3	1	96
LL126313N	1	201	LL128012N	1	93	LL12810EN	1	95	LL12815EN	1	96



Codice Code Réf.	Imballo Pack Emb.	Pag. Page	Codice Code Réf.	Imballo Pack Emb.	Pag. Page	Codice Code Réf.	Imballo Pack Emb.	Pag. Page	Codice Code Réf.	Imballo Pack Emb.	Pag. Page
LL12815G2	1	96	LL12820G2	1	98	LL1290132	4	286	LL1291132	4	287
LL12815G3	1	96	LL12820G3	1	98	LL1290133	4	286	LL1291133	4	287
LL12815GN	1	96	LL12820GN	1	98	LL129013N	4	286	LL129113N	4	287
LL12815K2	1	96	LL12820K2	1	98	LL1290142	4	286	LL1291142	4	287
LL12815K3	1	96	LL12820K3	1	98	LL1290143	4	286	LL1291143	4	287
LL12815KN	1	96	LL12820KN	1	98	LL129014N	4	286	LL129114N	4	287
LL12815W2	1	96	LL12820W2	1	98	LL1290152	4	286	LL1291152	4	287
LL12815W3	1	96	LL12820W3	1	98	LL1290153	4	286	LL1291153	4	287
LL12815WN	1	96	LL12820WN	1	98	LL129015N	4	286	LL129115N	4	287
LL12816E2	1	97	LL12821E2	1	98	LL1290162	4	286	LL1291162	4	287
LL12816E3	1	97	LL12821E3	1	98	LL1290163	4	286	LL1291163	4	287
LL12816EN	1	97	LL12821EN	1	98	LL129016N	4	286	LL129116N	4	287
LL12816G2	1	97	LL12821G2	1	98	LL1290172	4	286	LL1291172	4	287
LL12816G3	1	97	LL12821G3	1	98	LL1290173	4	286	LL1291173	4	287
LL12816GN	1	97	LL12821GN	1	98	LL129017N	4	286	LL129117N	4	287
LL12816K2	1	97	LL12821K2	1	98	LL1290182	4	286	LL1291182	4	287
LL12816K3	1	97	LL12821K3	1	98	LL1290183	4	286	LL1291183	4	287
LL12816KN	1	97	LL12821KN	1	98	LL129018N	4	286	LL129118N	4	287
LL12816W2	1	97	LL12821W2	1	98	LL1290192	4	286	LL1291192	4	287
LL12816W3	1	97	LL12821W3	1	98	LL1290193	4	286	LL1291193	4	287
LL12816WN	1	97	LL12821WN	1	98	LL129019N	4	286	LL129119N	4	287
LL12817E2	1	97	LL1290002	4	286	LL1291002	4	286	LL1292002	1	294
LL12817E3	1	97	LL1290003	4	286	LL1291003	4	286	LL1292003	1	294
LL12817EN	1	97	LL129000N	4	286	LL129100N	4	286	LL129200N	1	294
LL12817G2	1	97	LL1290012	4	286	LL1291012	4	286	LL1292012	1	294
LL12817G3	1	97	LL1290013	4	286	LL1291013	4	286	LL1292013	1	294
LL12817GN	1	97	LL129001N	4	286	LL129101N	4	286	LL129201N	1	294
LL12817K2	1	97	LL1290022	4	286	LL1291022	4	286	LL1292022	1	294
LL12817K3	1	97	LL1290023	4	286	LL1291023	4	286	LL1292023	1	294
LL12817KN	1	97	LL129002N	4	286	LL129102N	4	286	LL129202N	1	294
LL12817W2	1	97	LL1290032	4	286	LL1291032	4	286	LL1292032	1	294
LL12817W3	1	97	LL1290033	4	286	LL1291033	4	286	LL1292033	1	294
LL12817WN	1	97	LL129003N	4	286	LL129103N	4	286	LL129203N	1	294
LL12818E2	1	97	LL1290042	4	286	LL1291042	4	286	LL1292042	1	294
LL12818E3	1	97	LL1290043	4	286	LL1291043	4	286	LL1292043	1	294
LL12818EN	1	97	LL129004N	4	286	LL129104N	4	286	LL129204N	1	294
LL12818G2	1	97	LL1290052	4	286	LL1291052	4	286	LL1292052	1	294
LL12818G3	1	97	LL1290053	4	286	LL1291053	4	286	LL1292053	1	294
LL12818GN	1	97	LL129005N	4	286	LL129105N	4	286	LL129205N	1	294
LL12818K2	1	97	LL1290062	4	286	LL1291062	4	286	LL1292062	1	294
LL12818K3	1	97	LL1290063	4	286	LL1291063	4	286	LL1292063	1	294
LL12818KN	1	97	LL129006N	4	286	LL129106N	4	286	LL129206N	1	294
LL12818W2	1	97	LL1290072	4	286	LL1291072	4	286	LL1292072	1	294
LL12818W3	1	97	LL1290073	4	286	LL1291073	4	286	LL1292073	1	294
LL12818WN	1	97	LL129007N	4	286	LL129107N	4	286	LL129207N	1	294
LL12819E2	1	98	LL1290082	4	286	LL1291082	4	287	LL1293012	1	294
LL12819E3	1	98	LL1290083	4	286	LL1291083	4	287	LL1293013	1	294
LL12819EN	1	98	LL129008N	4	286	LL129108N	4	287	LL129301N	1	294
LL12819G2	1	98	LL1290092	4	286	LL1291092	4	287	LL1293022	1	294
LL12819G3	1	98	LL1290093	4	286	LL1291093	4	287	LL1293023	1	294
LL12819GN	1	98	LL129009N	4	286	LL129109N	4	287	LL129302N	1	294
LL12819K2	1	98	LL1290102	4	286	LL1291102	4	287	LL1293032	1	294
LL12819K3	1	98	LL1290103	4	286	LL1291103	4	287	LL1293033	1	294
LL12819KN	1	98	LL129010N	4	286	LL129110N	4	287	LL129303N	1	294
LL12819W2	1	98	LL1290112	4	286	LL1291112	4	287	LL1293042	1	294
LL12819W3	1	98	LL1290113	4	286	LL1291113	4	287	LL1293043	1	294
LL12819WN	1	98	LL129011N	4	286	LL129111N	4	287	LL129304N	1	294
LL12820E2	1	98	LL1290122	4	286	LL1291122	4	287	LL1293052	1	294
LL12820E3	1	98	LL1290123	4	286	LL1291123	4	287	LL1293053	1	294
LL12820EN	1	98	LL129012N	4	286	LL129112N	4	287	LL129305N	1	294

RICERCA ALFANUMERICA PER CODICE

Codice Code Réf.	Imballo Pack Emb.	Pag. Page
LL1293062	1	294
LL1293063	1	294
LL129306N	1	294
LL1293072	1	294
LL1293073	1	294
LL129307N	1	294
LL1293082	1	294
LL1293083	1	294
LL129308N	1	294
LL1300002	18	72
LL1300003	18	72
LL130000N	18	72
LL1300012	18	72
LL1300013	18	72
LL130001N	18	72
LL1300022	18	72
LL1300023	18	72
LL130002N	18	72
LL1300042	1	72
LL1300043	1	72
LL130004N	1	72
LL1300052	1	72
LL1300053	1	72
LL130005N	1	72
LL1300062	1	72
LL1300063	1	72
LL130006N	1	72
LL1300072	1	72
LL1300073	1	72
LL130007N	1	72
LL1300082	1	72
LL1300083	1	72
LL130008N	1	72
LL131000A2	4	240
LL131000A3	4	240
LL131000AN	4	240
LL131000B2	4	240
LL131000B3	4	240
LL131000BN	4	240
LL131000D2	4	240
LL131000D3	4	240
LL131000DN	4	240
LL131000M2	4	240
LL131000M3	4	240
LL131000MN	4	240
LL131000S2	4	240
LL131000S3	4	240
LL131000SN	4	240
LL131100A2	4	240
LL131100A3	4	240
LL131100AN	4	240
LL131100B2	4	240
LL131100B3	4	240
LL131100BN	4	240
LL131100D2	4	240
LL131100D3	4	240
LL131100DN	4	240
LL131100M2	4	240
LL131100M3	4	240
LL131100MN	4	240

Codice Code Réf.	Imballo Pack Emb.	Pag. Page
LL131100S2	4	240
LL131100S3	4	240
LL131100SN	4	240
LL132000L2	4	210
LL132000L3	4	210
LL132000LN	4	210
LL132000M2	4	210
LL132000M3	4	210
LL132000MN	4	210
LL132000S2	4	210
LL132000S3	4	210
LL132000SN	4	210
LL132001L2	4	210
LL132001L3	4	210
LL132001LN	4	210
LL132001M2	4	210
LL132001M3	4	210
LL132001MN	4	210
LL132001S2	4	210
LL132001S3	4	210
LL132001SN	4	210
LL132002L2	4	210
LL132002L3	4	210
LL132002LN	4	210
LL132002M2	4	210
LL132002M3	4	210
LL132002MN	4	210
LL132002S2	4	210
LL132002S3	4	210
LL132002SN	4	210
LL132003L2	4	210
LL132003L3	4	210
LL132003LN	4	210
LL132003M2	4	210
LL132003M3	4	210
LL132003MN	4	210
LL132003S2	4	210
LL132003S3	4	210
LL132003SN	4	210
LL132004L2	4	210
LL132004L3	4	210
LL132004LN	4	210
LL132004M2	4	210
LL132004M3	4	210
LL132004MN	4	210
LL132004S2	4	210
LL132004S3	4	210
LL132004SN	4	210
LL132005L2	4	210
LL132005L3	4	210
LL132005LN	4	210
LL132005M2	4	210
LL132005M3	4	210
LL132005MN	4	210
LL132005S2	4	210
LL132005S3	4	210
LL132005SN	4	210
LL132006L2	4	210
LL132006L3	4	210
LL132006LN	4	210

Codice Code Réf.	Imballo Pack Emb.	Pag. Page
LL132006M2	4	210
LL132006M3	4	210
LL132006MN	4	210
LL132006S2	4	210
LL132006S3	4	210
LL132006SN	4	210
LL132007L2	4	210
LL132007L3	4	210
LL132007LN	4	210
LL132007M2	4	210
LL132007M3	4	210
LL132007MN	4	210
LL132007S2	4	210
LL132007S3	4	210
LL132007SN	4	210
LL132008L2	4	210
LL132008L3	4	210
LL132008LN	4	210
LL132008M2	4	210
LL132008M3	4	210
LL132008MN	4	210
LL132008S2	4	210
LL132008S3	4	210
LL132008SN	4	210
LL132009L2	4	210
LL132009L3	4	210
LL132009LN	4	210
LL132009M2	4	210
LL132009M3	4	210
LL132009MN	4	210
LL132009S2	4	210
LL132009S3	4	210
LL132009SN	4	210
LL132010L2	4	210
LL132010L3	4	210
LL132010LN	4	210
LL132010M2	4	210
LL132010M3	4	210
LL132010MN	4	210
LL132010S2	4	210
LL132010S3	4	210
LL132010SN	4	210
LL132011L2	4	210
LL132011L3	4	210
LL132011LN	4	210
LL132011M2	4	210
LL132011M3	4	210
LL132011MN	4	210
LL132011S2	4	210
LL132011S3	4	210
LL132011SN	4	210
LL133000D2	4	168
LL133000D3	4	168
LL133000DN	4	168
LL133000L2	4	168
LL133000L3	4	168
LL133000LN	4	168
LL133000M2	4	168
LL133000M3	4	168
LL133000MN	4	168

Codice Code Réf.	Imballo Pack Emb.	Pag. Page
LL133000S2	4	168
LL133000S3	4	168
LL133000SN	4	168
LL133001D2	4	168
LL133001D3	4	168
LL133001DN	4	168
LL133001L2	4	168
LL133001L3	4	168
LL133001LN	4	168
LL133001M2	4	168
LL133001M3	4	168
LL133001MN	4	168
LL133001S2	4	168
LL133001S3	4	168
LL133001SN	4	168
LL133002D2	4	168
LL133002D3	4	168
LL133002DN	4	168
LL133002L2	4	168
LL133002L3	4	168
LL133002LN	4	168
LL133002M2	4	168
LL133002M3	4	168
LL133002MN	4	168
LL133002S2	4	168
LL133002S3	4	168
LL133002SN	4	168
LL133003D2	4	168
LL133003D3	4	168
LL133003DN	4	168
LL133003L2	4	168
LL133003L3	4	168
LL133003LN	4	168
LL133003M2	4	168
LL133003M3	4	168
LL133003MN	4	168
LL133003S2	4	168
LL133003S3	4	168
LL133003SN	4	168
LL133004D2	4	168
LL133004D3	4	168
LL133004DN	4	168
LL133004L2	4	168
LL133004L3	4	168
LL133004LN	4	168
LL133004M2	4	168
LL133004M3	4	168
LL133004MN	4	168
LL133004S2	4	168
LL133004S3	4	168
LL133004SN	4	168
LL133005L2	4	168
LL133005L3	4	168
LL133005LN	4	168
LL133005M2	4	168
LL133005M3	4	168
LL133005MN	4	168
LL133005S2	4	168
LL133005S3	4	168
LL133005SN	4	168
LL133005S2	4	168
LL133005S3	4	168
LL133005SN	4	168



Codice Code Réf.	Imballo Pack Emb.	Pag. Page	Codice Code Réf.	Imballo Pack Emb.	Pag. Page	Codice Code Réf.	Imballo Pack Emb.	Pag. Page	Codice Code Réf.	Imballo Pack Emb.	Pag. Page
LL133006L2	4	168	LL133012D2	4	168	LL133017S2	4	168	LL133023L2	4	169
LL133006L3	4	168	LL133012D3	4	168	LL133017S3	4	168	LL133023L3	4	169
LL133006LN	4	168	LL133012DN	4	168	LL133017SN	4	168	LL133023LN	4	169
LL133006M2	4	168	LL133012L2	4	168	LL133018L2	4	168	LL133023M2	4	169
LL133006M3	4	168	LL133012L3	4	168	LL133018L3	4	168	LL133023M3	4	169
LL133006MN	4	168	LL133012LN	4	168	LL133018LN	4	168	LL133023MN	4	169
LL133006S2	4	168	LL133012M2	4	168	LL133018M2	4	168	LL133023S2	4	169
LL133006S3	4	168	LL133012M3	4	168	LL133018M3	4	168	LL133023S3	4	169
LL133006SN	4	168	LL133012MN	4	168	LL133018MN	4	168	LL133023SN	4	169
LL133007L2	4	168	LL133012S2	4	168	LL133018S2	4	168	LL133024D2	4	169
LL133007L3	4	168	LL133012S3	4	168	LL133018S3	4	168	LL133024D3	4	169
LL133007LN	4	168	LL133012SN	4	168	LL133018SN	4	168	LL133024DN	4	169
LL133007M2	4	168	LL133013D2	4	168	LL133019L2	4	168	LL133024L2	4	169
LL133007M3	4	168	LL133013D3	4	168	LL133019L3	4	168	LL133024L3	4	169
LL133007MN	4	168	LL133013DN	4	168	LL133019LN	4	168	LL133024LN	4	169
LL133007S2	4	168	LL133013L2	4	168	LL133019M2	4	168	LL133024M2	4	169
LL133007S3	4	168	LL133013L3	4	168	LL133019M3	4	168	LL133024M3	4	169
LL133007SN	4	168	LL133013LN	4	168	LL133019MN	4	168	LL133024MN	4	169
LL133008L2	4	168	LL133013M2	4	168	LL133019S2	4	168	LL133024S2	4	169
LL133008L3	4	168	LL133013M3	4	168	LL133019S3	4	168	LL133024S3	4	169
LL133008LN	4	168	LL133013MN	4	168	LL133019SN	4	168	LL133024SN	4	169
LL133008M2	4	168	LL133013S2	4	168	LL133020D2	4	169	LL133025L2	4	169
LL133008M3	4	168	LL133013S3	4	168	LL133020D3	4	169	LL133025L3	4	169
LL133008MN	4	168	LL133013SN	4	168	LL133020DN	4	169	LL133025LN	4	169
LL133008S2	4	168	LL133014D2	4	168	LL133020L2	4	169	LL133025M2	4	169
LL133008S3	4	168	LL133014D3	4	168	LL133020L3	4	169	LL133025M3	4	169
LL133008SN	4	168	LL133014DN	4	168	LL133020LN	4	169	LL133025MN	4	169
LL133009L2	4	168	LL133014L2	4	168	LL133020M2	4	169	LL133025S2	4	169
LL133009L3	4	168	LL133014L3	4	168	LL133020M3	4	169	LL133025S3	4	169
LL133009LN	4	168	LL133014LN	4	168	LL133020MN	4	169	LL133025SN	4	169
LL133009M2	4	168	LL133014M2	4	168	LL133020S2	4	169	LL133026L2	4	169
LL133009M3	4	168	LL133014M3	4	168	LL133020S3	4	169	LL133026L3	4	169
LL133009MN	4	168	LL133014MN	4	168	LL133020SN	4	169	LL133026LN	4	169
LL133009S2	4	168	LL133014S2	4	168	LL133021D2	4	169	LL133026M2	4	169
LL133009S3	4	168	LL133014S3	4	168	LL133021D3	4	169	LL133026M3	4	169
LL133009SN	4	168	LL133014SN	4	168	LL133021DN	4	169	LL133026MN	4	169
LL133010D2	4	168	LL133015L2	4	168	LL133021L2	4	169	LL133026S2	4	169
LL133010D3	4	168	LL133015L3	4	168	LL133021L3	4	169	LL133026S3	4	169
LL133010DN	4	168	LL133015LN	4	168	LL133021LN	4	169	LL133026SN	4	169
LL133010L2	4	168	LL133015M2	4	168	LL133021M2	4	169	LL133027L2	4	169
LL133010L3	4	168	LL133015M3	4	168	LL133021M3	4	169	LL133027L3	4	169
LL133010LN	4	168	LL133015MN	4	168	LL133021MN	4	169	LL133027LN	4	169
LL133010M2	4	168	LL133015S2	4	168	LL133021S2	4	169	LL133027M2	4	169
LL133010M3	4	168	LL133015S3	4	168	LL133021S3	4	169	LL133027M3	4	169
LL133010MN	4	168	LL133015SN	4	168	LL133021SN	4	169	LL133027MN	4	169
LL133010S2	4	168	LL133016L2	4	168	LL133022D2	4	169	LL133027S2	4	169
LL133010S3	4	168	LL133016L3	4	168	LL133022D3	4	169	LL133027S3	4	169
LL133010SN	4	168	LL133016LN	4	168	LL133022DN	4	169	LL133027SN	4	169
LL133011D2	4	168	LL133016M2	4	168	LL133022L2	4	169	LL133028L2	4	169
LL133011D3	4	168	LL133016M3	4	168	LL133022L3	4	169	LL133028L3	4	169
LL133011DN	4	168	LL133016MN	4	168	LL133022LN	4	169	LL133028LN	4	169
LL133011L2	4	168	LL133016S2	4	168	LL133022M2	4	169	LL133028M2	4	169
LL133011L3	4	168	LL133016S3	4	168	LL133022M3	4	169	LL133028M3	4	169
LL133011LN	4	168	LL133016SN	4	168	LL133022MN	4	169	LL133028MN	4	169
LL133011M2	4	168	LL133017L2	4	168	LL133022S2	4	169	LL133028S2	4	169
LL133011M3	4	168	LL133017L3	4	168	LL133022S3	4	169	LL133028S3	4	169
LL133011MN	4	168	LL133017LN	4	168	LL133022SN	4	169	LL133028SN	4	169
LL133011S2	4	168	LL133017M2	4	168	LL133023D2	4	169	LL133029L2	4	169
LL133011S3	4	168	LL133017M3	4	168	LL133023D3	4	169	LL133029L3	4	169
LL133011SN	4	168	LL133017MN	4	168	LL133023DN	4	169	LL133029LN	4	169

RICERCA ALFANUMERICA PER CODICE

Codice Code Réf.	Imballo Pack Emb.	Pag. Page	Codice Code Réf.	Imballo Pack Emb.	Pag. Page	Codice Code Réf.	Imballo Pack Emb.	Pag. Page	Codice Code Réf.	Imballo Pack Emb.	Pag. Page
LL133029M2	4	169	LL133034M2	4	169	LL133040S2	4	170	LL133046M2	4	170
LL133029M3	4	169	LL133034M3	4	169	LL133040S3	4	170	LL133046M3	4	170
LL133029MN	4	169	LL133034MN	4	169	LL133040SN	4	170	LL133046MN	4	170
LL133029S2	4	169	LL133034S2	4	169	LL133041D2	4	170	LL133046S2	4	170
LL133029S3	4	169	LL133034S3	4	169	LL133041D3	4	170	LL133046S3	4	170
LL133029SN	4	169	LL133034SN	4	169	LL133041DN	4	170	LL133046SN	4	170
LL133030D2	4	169	LL133035L2	4	169	LL133041L2	4	170	LL133047L2	4	170
LL133030D3	4	169	LL133035L3	4	169	LL133041L3	4	170	LL133047L3	4	170
LL133030DN	4	169	LL133035LN	4	169	LL133041LN	4	170	LL133047LN	4	170
LL133030L2	4	169	LL133035M2	4	169	LL133041M2	4	170	LL133047M2	4	170
LL133030L3	4	169	LL133035M3	4	169	LL133041M3	4	170	LL133047M3	4	170
LL133030LN	4	169	LL133035MN	4	169	LL133041MN	4	170	LL133047MN	4	170
LL133030M2	4	169	LL133035S2	4	169	LL133041S2	4	170	LL133047S2	4	170
LL133030M3	4	169	LL133035S3	4	169	LL133041S3	4	170	LL133047S3	4	170
LL133030MN	4	169	LL133035SN	4	169	LL133041SN	4	170	LL133047SN	4	170
LL133030S2	4	169	LL133036L2	4	169	LL133042D2	4	170	LL133048D2	4	170
LL133030S3	4	169	LL133036L3	4	169	LL133042D3	4	170	LL133048D3	4	170
LL133030SN	4	169	LL133036LN	4	169	LL133042DN	4	170	LL133048DN	4	170
LL133031D2	4	169	LL133036M2	4	169	LL133042L2	4	170	LL133048L2	4	170
LL133031D3	4	169	LL133036M3	4	169	LL133042L3	4	170	LL133048L3	4	170
LL133031DN	4	169	LL133036MN	4	169	LL133042LN	4	170	LL133048LN	4	170
LL133031L2	4	169	LL133036S2	4	169	LL133042M2	4	170	LL133048M2	4	170
LL133031L3	4	169	LL133036S3	4	169	LL133042M3	4	170	LL133048M3	4	170
LL133031LN	4	169	LL133036SN	4	169	LL133042MN	4	170	LL133048MN	4	170
LL133031M2	4	169	LL133037L2	4	169	LL133042S2	4	170	LL133048S2	4	170
LL133031M3	4	169	LL133037L3	4	169	LL133042S3	4	170	LL133048S3	4	170
LL133031MN	4	169	LL133037LN	4	169	LL133042SN	4	170	LL133048SN	4	170
LL133031S2	4	169	LL133037M2	4	169	LL133043D2	4	170	LL133049D2	4	170
LL133031S3	4	169	LL133037M3	4	169	LL133043D3	4	170	LL133049D3	4	170
LL133031SN	4	169	LL133037MN	4	169	LL133043DN	4	170	LL133049DN	4	170
LL133032D2	4	169	LL133037S2	4	169	LL133043L2	4	170	LL133049L2	4	170
LL133032D3	4	169	LL133037S3	4	169	LL133043L3	4	170	LL133049L3	4	170
LL133032DN	4	169	LL133037SN	4	169	LL133043LN	4	170	LL133049LN	4	170
LL133032L2	4	169	LL133038L2	4	169	LL133043M2	4	170	LL133049M2	4	170
LL133032L3	4	169	LL133038L3	4	169	LL133043M3	4	170	LL133049M3	4	170
LL133032LN	4	169	LL133038LN	4	169	LL133043MN	4	170	LL133049MN	4	170
LL133032M2	4	169	LL133038M2	4	169	LL133043S2	4	170	LL133049S2	4	170
LL133032M3	4	169	LL133038M3	4	169	LL133043S3	4	170	LL133049S3	4	170
LL133032MN	4	169	LL133038MN	4	169	LL133043SN	4	170	LL133049SN	4	170
LL133032S2	4	169	LL133038S2	4	169	LL133044L2	4	170	LL133050D2	4	170
LL133032S3	4	169	LL133038S3	4	169	LL133044L3	4	170	LL133050D3	4	170
LL133032SN	4	169	LL133038SN	4	169	LL133044LN	4	170	LL133050DN	4	170
LL133033D2	4	169	LL133039L2	4	169	LL133044M2	4	170	LL133050L2	4	170
LL133033D3	4	169	LL133039L3	4	169	LL133044M3	4	170	LL133050L3	4	170
LL133033DN	4	169	LL133039LN	4	169	LL133044MN	4	170	LL133050LN	4	170
LL133033L2	4	169	LL133039M2	4	169	LL133044S2	4	170	LL133050M2	4	170
LL133033L3	4	169	LL133039M3	4	169	LL133044S3	4	170	LL133050M3	4	170
LL133033LN	4	169	LL133039MN	4	169	LL133044SN	4	170	LL133050MN	4	170
LL133033M2	4	169	LL133039S2	4	169	LL133045L2	4	170	LL133050S2	4	170
LL133033M3	4	169	LL133039S3	4	169	LL133045L3	4	170	LL133050S3	4	170
LL133033MN	4	169	LL133039SN	4	169	LL133045LN	4	170	LL133050SN	4	170
LL133033S2	4	169	LL133040D2	4	170	LL133045M2	4	170	LL133051D2	4	170
LL133033S3	4	169	LL133040D3	4	170	LL133045M3	4	170	LL133051D3	4	170
LL133033SN	4	169	LL133040DN	4	170	LL133045MN	4	170	LL133051DN	4	170
LL133034D2	4	169	LL133040L2	4	170	LL133045S2	4	170	LL133051L2	4	170
LL133034D3	4	169	LL133040L3	4	170	LL133045S3	4	170	LL133051L3	4	170
LL133034DN	4	169	LL133040LN	4	170	LL133045SN	4	170	LL133051LN	4	170
LL133034L2	4	169	LL133040M2	4	170	LL133046L2	4	170	LL133051M2	4	170
LL133034L3	4	169	LL133040M3	4	170	LL133046L3	4	170	LL133051M3	4	170
LL133034LN	4	169	LL133040MN	4	170	LL133046LN	4	170	LL133051MN	4	170



Codice Code Réf.	Imballo Pack Emb.	Pag. Page	Codice Code Réf.	Imballo Pack Emb.	Pag. Page	Codice Code Réf.	Imballo Pack Emb.	Pag. Page	Codice Code Réf.	Imballo Pack Emb.	Pag. Page
LL133051S2	4	170	LL1340072	1	57	LL1350023	1	82	LL1351183	1	83
LL133051S3	4	170	LL1340073	1	57	LL135002N	1	82	LL135118N	1	83
LL133051SN	4	170	LL134007N	1	57	LL1350032	1	82	LL1351192	1	83
LL133052L2	4	170	LL1340082	1	57	LL1350033	1	82	LL1351193	1	83
LL133052L3	4	170	LL1340083	1	57	LL135003N	1	82	LL135119N	1	83
LL133052LN	4	170	LL134008N	1	57	LL1350042	1	82	LL135AL3	4	331
LL133052M2	4	170	LL1340092	1	57	LL1350043	1	82	LL135ALN	4	331
LL133052M3	4	170	LL1340093	1	57	LL135004N	1	82	LL135AM3	4	331
LL133052MN	4	170	LL134009N	1	57	LL1350052	1	82	LL135AMN	4	331
LL133052S2	4	170	LL1340102	1	57	LL1350053	1	82	LL135AS3	4	331
LL133052S3	4	170	LL1340103	1	57	LL135005N	1	82	LL135ASN	4	331
LL133052SN	4	170	LL134010N	1	57	LL1350062	1	82	LL135B3	4	331
LL133053L2	4	170	LL1340112	1	57	LL1350063	1	82	LL135BN	4	331
LL133053L3	4	170	LL1340113	1	57	LL135006N	1	82	LL136000L2	1	246
LL133053LN	4	170	LL134011N	1	57	LL1350072	1	82	LL136000L3	1	246
LL133053M2	4	170	LL1340122	1	56	LL1350073	1	82	LL136000LN	1	246
LL133053M3	4	170	LL1340123	1	56	LL135007N	1	82	LL136000M2	1	246
LL133053MN	4	170	LL134012N	1	56	LL1350162	1	83	LL136000M3	1	246
LL133053S2	4	170	LL1340132	1	56	LL1350163	1	83	LL136000MN	1	246
LL133053S3	4	170	LL1340133	1	56	LL135016N	1	83	LL136000S2	1	246
LL133053SN	4	170	LL134013N	1	56	LL1350172	1	83	LL136000S3	1	246
LL133054L2	4	170	LL1340142	1	56	LL1350173	1	83	LL136000SN	1	246
LL133054L3	4	170	LL1340143	1	56	LL135017N	1	83	LL1370002	1	228
LL133054LN	4	170	LL134014N	1	56	LL1350182	1	83	LL1370003	1	228
LL133054M2	4	170	LL1340152	1	56	LL1350183	1	83	LL137000N	1	228
LL133054M3	4	170	LL1340153	1	56	LL135018N	1	83	LL13700E2	1	228
LL133054MN	4	170	LL134015N	1	56	LL1350192	1	83	LL13700E3	1	228
LL133054S2	4	170	LL1340162	1	58	LL1350193	1	83	LL13700EN	1	228
LL133054S3	4	170	LL1340163	1	58	LL135019N	1	83	LL13700G2	1	228
LL133054SN	4	170	LL134016N	1	58	LL1351002	1	82	LL13700G3	1	228
LL133055L2	4	170	LL1340172	1	58	LL1351003	1	82	LL13700GN	1	228
LL133055L3	4	170	LL1340173	1	58	LL135100N	1	82	LL13700K2	1	228
LL133055LN	4	170	LL134017N	1	58	LL1351012	1	82	LL13700K3	1	228
LL133055M2	4	170	LL1340182	1	58	LL1351013	1	82	LL13700KN	1	228
LL133055M3	4	170	LL1340183	1	58	LL135101N	1	82	LL13700W2	1	228
LL133055MN	4	170	LL134018N	1	58	LL1351022	1	82	LL13700W3	1	228
LL133055S2	4	170	LL1340192	1	58	LL1351023	1	82	LL13700WN	1	228
LL133055S3	4	170	LL1340193	1	58	LL135102N	1	82	LL1370102	1	228
LL133055SN	4	170	LL134019N	1	58	LL1351032	1	82	LL1370103	1	228
LL1340002	1	56	LL1340202	1	58	LL1351033	1	82	LL137010N	1	228
LL1340003	1	56	LL1340203	1	58	LL135103N	1	82	LL13701E2	1	228
LL134000N	1	56	LL134020N	1	58	LL1351042	1	83	LL13701E3	1	228
LL1340012	1	56	LL1340212	1	58	LL1351043	1	83	LL13701EN	1	228
LL1340013	1	56	LL1340213	1	58	LL135104N	1	83	LL13701G2	1	228
LL134001N	1	56	LL134021N	1	58	LL1351052	1	83	LL13701G3	1	228
LL1340022	1	56	LL1340222	1	58	LL1351053	1	83	LL13701GN	1	228
LL1340023	1	56	LL1340223	1	58	LL135105N	1	83	LL13701K2	1	228
LL134002N	1	56	LL134022N	1	58	LL1351062	1	83	LL13701K3	1	228
LL1340032	1	56	LL1340232	1	58	LL1351063	1	83	LL13701KN	1	228
LL1340033	1	56	LL1340233	1	58	LL135106N	1	83	LL13701W2	1	228
LL134003N	1	56	LL134023N	1	58	LL1351072	1	83	LL13701W3	1	228
LL1340042	1	57	LL134B3	4	330	LL1351073	1	83	LL13701WN	1	228
LL1340043	1	57	LL134BN	4	330	LL135107N	1	83	LL1370202	1	228
LL134004N	1	57	LL1350002	1	82	LL1351162	1	83	LL1370203	1	228
LL1340052	1	57	LL1350003	1	82	LL1351163	1	83	LL137020N	1	228
LL1340053	1	57	LL135000N	1	82	LL135116N	1	83	LL13702E2	1	228
LL134005N	1	57	LL1350012	1	82	LL1351172	1	83	LL13702E3	1	228
LL1340062	1	57	LL1350013	1	82	LL1351173	1	83	LL13702EN	1	228
LL1340063	1	57	LL135001N	1	82	LL135117N	1	83	LL13702G2	1	228
LL134006N	1	57	LL1350022	1	82	LL1351182	1	83	LL13702G3	1	228

RICERCA ALFANUMERICA PER CODICE

Codice Code Réf.	Imballo Pack Emb.	Pag. Page	Codice Code Réf.	Imballo Pack Emb.	Pag. Page	Codice Code Réf.	Imballo Pack Emb.	Pag. Page	Codice Code Réf.	Imballo Pack Emb.	Pag. Page
LL13702GN	1	228	LL14000EAN	1	110	LL14010GAN	1	111	LL14030GAN	1	110
LL13702K2	1	228	LL14000ED2	1	110	LL14010GD2	1	111	LL14030GD2	1	110
LL13702K3	1	228	LL14000ED3	1	110	LL14010GD3	1	111	LL14030GD3	1	110
LL13702KN	1	228	LL14000EDN	1	110	LL14010GDN	1	111	LL14030GDN	1	110
LL13702W2	1	228	LL14000ES2	1	110	LL14010GS2	1	111	LL14030GS2	1	110
LL13702W3	1	228	LL14000ES3	1	110	LL14010GS3	1	111	LL14030GS3	1	110
LL13702WN	1	228	LL14000ESN	1	110	LL14010GSN	1	111	LL14030GSN	1	110
LL1370302	1	229	LL14000EW2	1	110	LL14010GW2	1	111	LL14030GW2	1	110
LL1370303	1	229	LL14000EW3	1	110	LL14010GW3	1	111	LL14030GW3	1	110
LL137030N	1	229	LL14000EWN	1	110	LL14010GWN	1	111	LL14030GWN	1	110
LL13703E2	1	229	LL14000GA2	1	110	LL14010KA2	1	111	LL14030KA2	1	110
LL13703E3	1	229	LL14000GA3	1	110	LL14010KA3	1	111	LL14030KA3	1	110
LL13703EN	1	229	LL14000GAN	1	110	LL14010KAN	1	111	LL14030KAN	1	110
LL13703G2	1	229	LL14000GD2	1	110	LL14010KD2	1	111	LL14030KD2	1	110
LL13703G3	1	229	LL14000GD3	1	110	LL14010KD3	1	111	LL14030KD3	1	110
LL13703GN	1	229	LL14000GDN	1	110	LL14010KDN	1	111	LL14030KDN	1	110
LL13703K2	1	229	LL14000GS2	1	110	LL14010KS2	1	111	LL14030KS2	1	110
LL13703K3	1	229	LL14000GS3	1	110	LL14010KS3	1	111	LL14030KS3	1	110
LL13703KN	1	229	LL14000GSN	1	110	LL14010KSN	1	111	LL14030KSN	1	110
LL13703W2	1	229	LL14000GW2	1	110	LL14010KW2	1	111	LL14030KW2	1	110
LL13703W3	1	229	LL14000GW3	1	110	LL14010KW3	1	111	LL14030KW3	1	110
LL13703WN	1	229	LL14000GWN	1	110	LL14010KWN	1	111	LL14030KWN	1	110
LL1370402	1	229	LL14000KA2	1	110	LL14010WA2	1	111	LL14030WA2	1	110
LL1370403	1	229	LL14000KA3	1	110	LL14010WA3	1	111	LL14030WA3	1	110
LL137040N	1	229	LL14000KAN	1	110	LL14010WAN	1	111	LL14030WAN	1	110
LL13704E2	1	229	LL14000KD2	1	110	LL14010WD2	1	111	LL14030WD2	1	110
LL13704E3	1	229	LL14000KD3	1	110	LL14010WD3	1	111	LL14030WD3	1	110
LL13704EN	1	229	LL14000KDN	1	110	LL14010WDN	1	111	LL14030WDN	1	110
LL13704G2	1	229	LL14000KS2	1	110	LL14010WS2	1	111	LL14030WS2	1	110
LL13704G3	1	229	LL14000KS3	1	110	LL14010WS3	1	111	LL14030WS3	1	110
LL13704GN	1	229	LL14000KSN	1	110	LL14010WSN	1	111	LL14030WSN	1	110
LL13704K2	1	229	LL14000KW2	1	110	LL14010WW2	1	111	LL14030WW2	1	110
LL13704K3	1	229	LL14000KW3	1	110	LL14010WW3	1	111	LL14030WW3	1	110
LL13704KN	1	229	LL14000KWN	1	110	LL14010WWN	1	111	LL14030WWN	1	110
LL13704W2	1	229	LL14000WA2	1	110	LL14020E2	1	111	LL1440002	1	28
LL13704W3	1	229	LL14000WA3	1	110	LL14020E3	1	111	LL1440003	1	28
LL13704WN	1	229	LL14000WAN	1	110	LL14020EN	1	111	LL144000N	1	28
LL1380002	1	250	LL14000WD2	1	110	LL14020G2	1	111	LL14400E2	1	28
LL1380003	1	250	LL14000WD3	1	110	LL14020G3	1	111	LL14400E3	1	28
LL138000N	1	250	LL14000WDN	1	110	LL14020GN	1	111	LL14400EN	1	28
LL1380012	1	250	LL14000WS2	1	110	LL14020K2	1	111	LL14400G2	1	28
LL1380013	1	250	LL14000WS3	1	110	LL14020K3	1	111	LL14400G3	1	28
LL138001N	1	250	LL14000WSN	1	110	LL14020KN	1	111	LL14400GN	1	28
LL1380022	1	250	LL14000WW2	1	110	LL14020W2	1	111	LL14400K2	1	28
LL1380023	1	250	LL14000WW3	1	110	LL14020W3	1	111	LL14400K3	1	28
LL138002N	1	250	LL14000WWN	1	110	LL14020WN	1	111	LL14400KN	1	28
LL1380032	1	251	LL14010EA2	1	111	LL14030EA2	1	110	LL14400U2	1	28
LL1380033	1	251	LL14010EA3	1	111	LL14030EA3	1	110	LL14400U3	1	28
LL138003N	1	251	LL14010EAN	1	111	LL14030EAN	1	110	LL14400UN	1	28
LL1391002	1	258	LL14010ED2	1	111	LL14030ED2	1	110	LL14400Y2	1	28
LL1391003	1	258	LL14010ED3	1	111	LL14030ED3	1	110	LL14400Y3	1	28
LL139100N	1	258	LL14010EDN	1	111	LL14030EDN	1	110	LL14400YN	1	28
LL1392002	1	258	LL14010ES2	1	111	LL14030ES2	1	110	LL14400Z2	1	28
LL1392003	1	258	LL14010ES3	1	111	LL14030ES3	1	110	LL14400Z3	1	28
LL139200N	1	258	LL14010ESN	1	111	LL14030ESN	1	110	LL14400ZN	1	28
LL1393002	1	258	LL14010EW2	1	111	LL14030EW2	1	110	LL1440102	1	29
LL1393003	1	258	LL14010EW3	1	111	LL14030EW3	1	110	LL1440103	1	29
LL139300N	1	258	LL14010EWN	1	111	LL14030EWN	1	110	LL144010N	1	29
LL14000EA2	1	110	LL14010GA2	1	111	LL14030GA2	1	110	LL14401E2	1	29
LL14000EA3	1	110	LL14010GA3	1	111	LL14030GA3	1	110	LL14401E3	1	29



Codice Code Réf.	Imballo Pack Emb.	Pag. Page	Codice Code Réf.	Imballo Pack Emb.	Pag. Page	Codice Code Réf.	Imballo Pack Emb.	Pag. Page	Codice Code Réf.	Imballo Pack Emb.	Pag. Page
LL14401EN	1	29	LL491E3	5	276	LL496EL3	5	276	LL641C2	4	318
LL14401G2	1	29	LL491EN	5	276	LL496ELN	5	276	LL641C22	4	318
LL14401G3	1	29	LL491G3	5	276	LL496EM3	5	276	LL641C23	4	318
LL14401GN	1	29	LL491GN	5	276	LL496EMN	5	276	LL641C2N	4	318
LL14401K2	1	29	LL491K3	5	276	LL496ES3	5	276	LL641C3	4	318
LL14401K3	1	29	LL491KN	5	276	LL496ESN	5	276	LL641CG2	4	318
LL14401KN	1	29	LL49213	5	276	LL496GL3	5	276	LL641CG3	4	318
LL14401U2	1	29	LL4921N	5	276	LL496GLN	5	276	LL641CGN	4	318
LL14401U3	1	29	LL492E3	5	276	LL496GM3	5	276	LL641CK2	4	318
LL14401UN	1	29	LL492EN	5	276	LL496GMN	5	276	LL641CK3	4	318
LL14401Y2	1	29	LL492G3	5	276	LL496GS3	5	276	LL641CKN	4	318
LL14401Y3	1	29	LL492GN	5	276	LL496GSN	5	276	LL641CN	4	318
LL14401YN	1	29	LL492K3	5	276	LL496KL3	5	276	LL641D3	4	318
LL14401Z2	1	29	LL492KN	5	276	LL496KLN	5	276	LL641DN	4	318
LL14401Z3	1	29	LL4931L3	5	276	LL496KM3	5	276	LL642C3	4	324
LL14401ZN	1	29	LL4931LN	5	276	LL496KMN	5	276	LL642C8543	1	341
LL311B3	4	362	LL4931M3	5	276	LL496KS3	5	276	LL642C854N	1	341
LL311BN	4	362	LL4931MN	5	276	LL496KSN	5	276	LL642CN	4	324
LL312B3	4	362	LL4931S3	5	276	LL581B13	6	397	LL642D3	4	324
LL312BN	4	362	LL4931SN	5	276	LL581B1N	6	397	LL642DN	4	324
LL313B3	3	362	LL493EL3	5	276	LL581B23	6	397	LL643C2	4	319
LL313BN	3	362	LL493ELN	5	276	LL581B2N	6	397	LL643C22	4	319
LL321H3	4	363	LL493EM3	5	276	LL581BG3	6	397	LL643C23	4	319
LL321HN	4	363	LL493EMN	5	276	LL581BGN	6	397	LL643C2N	4	319
LL322H3	3	363	LL493ES3	5	276	LL581Q13	6	397	LL643C3	4	319
LL322HN	3	363	LL493ESN	5	276	LL581Q1N	6	397	LL643CG2	4	319
LL4900003	5	276	LL493GL3	5	276	LL581Q23	6	397	LL643CG3	4	319
LL490000N	5	276	LL493GLN	5	276	LL581Q2N	6	397	LL643CGN	4	319
LL4900013	5	276	LL493GM3	5	276	LL581QG3	6	397	LL643CK2	4	319
LL490001N	5	276	LL493GMN	5	276	LL581QGN	6	397	LL643CK3	4	319
LL4900023	5	276	LL493GS3	5	276	LL582B13	6	397	LL643CKN	4	319
LL490002N	5	276	LL493GSN	5	276	LL582B1N	6	397	LL643CN	4	319
LL4900033	5	276	LL493KL3	5	276	LL582B23	6	397	LL643D3	4	324
LL490003N	5	276	LL493KLN	5	276	LL582B2N	6	397	LL643DN	4	324
LL4900043	5	276	LL493KM3	5	276	LL582BG3	6	397	LL644C3	4	325
LL490004N	5	276	LL493KMN	5	276	LL582BGN	6	397	LL644C8543	1	341
LL4900053	5	276	LL493KS3	5	276	LL582Q13	6	397	LL644C854N	1	341
LL490005N	5	276	LL493KSN	5	276	LL582Q1N	6	397	LL644CN	4	325
LL4900063	5	276	LL49413	5	276	LL582Q23	6	397	LL651D3	4	318
LL490006N	5	276	LL4941N	5	276	LL582Q2N	6	397	LL651DN	4	318
LL4900073	5	276	LL494E3	5	276	LL582QG3	6	397	LL65233	4	324
LL490007N	5	276	LL494EN	5	276	LL582QGN	6	397	LL6523N	4	324
LL4900083	5	276	LL494G3	5	276	LL591B13	10	398	LL652D3	4	324
LL490008N	5	276	LL494GN	5	276	LL591B1N	10	398	LL652DN	4	324
LL4900093	5	276	LL494K3	5	276	LL591B23	10	398	LL653D3	4	324
LL490009N	5	276	LL494KN	5	276	LL591B2N	10	398	LL653DN	4	324
LL4900103	5	276	LL49513	5	276	LL591BG3	10	398	LL6610013	1	338
LL490010N	5	276	LL4951N	5	276	LL591BGN	10	398	LL661001N	1	338
LL4900113	5	276	LL495E3	5	276	LL591P13	10	398	LL6610023	1	338
LL490011N	5	276	LL495EN	5	276	LL591P1N	10	398	LL661002N	1	338
LL4900123	5	276	LL495G3	5	276	LL591P23	10	398	LL6610033	1	338
LL490012N	5	276	LL495GN	5	276	LL591P2N	10	398	LL661003N	1	338
LL4900133	5	276	LL495K3	5	276	LL591PG3	10	398	LL6610043	1	338
LL490013N	5	276	LL495KN	5	276	LL591PGN	10	398	LL661004N	1	338
LL4900143	5	276	LL4961L3	5	276	LL592P13	10	398	LL6610053	1	338
LL490014N	5	276	LL4961LN	5	276	LL592P1N	10	398	LL661005N	1	338
LL4900153	5	276	LL4961M3	5	276	LL592P23	10	398	LL6610063	1	338
LL490015N	5	276	LL4961MN	5	276	LL592P2N	10	398	LL661006N	1	338
LL49113	5	276	LL4961S3	5	276	LL592PG3	10	398	LL6610073	1	338
LL4911N	5	276	LL4961SN	5	276	LL592PGN	10	398	LL661007N	1	338

RICERCA ALFANUMERICA PER CODICE

Codice Code Réf.	Imballo Pack Emb.	Pag. Page	Codice Code Réf.	Imballo Pack Emb.	Pag. Page	Codice Code Réf.	Imballo Pack Emb.	Pag. Page	Codice Code Réf.	Imballo Pack Emb.	Pag. Page
LL6610083	1	338	LL707CM3	4	332	LM1340053	1	57	LM14000KD3	1	110
LL661008N	1	338	LL707CMN	4	332	LM134005N	1	57	LM14000KDN	1	110
LL6610093	1	338	LL707CS3	4	332	LM1340062	1	57	LM14000KS2	1	110
LL661009N	1	338	LL707CSN	4	332	LM1340063	1	57	LM14000KS3	1	110
LL6610103	1	338	LL707H3	4	332	LM134006N	1	57	LM14000KSN	1	110
LL661010N	1	338	LL707HN	4	332	LM1340072	1	57	LM14000KW2	1	110
LL6610113	1	338	LL781E23	6	380	LM1340073	1	57	LM14000KW3	1	110
LL661011N	1	338	LL781E2N	6	380	LM134007N	1	57	LM14000KWN	1	110
LL6610123	1	338	LL781EG3	6	380	LM1340122	1	56	LM14000WA2	1	110
LL661012N	1	338	LL781EGN	6	380	LM1340123	1	56	LM14000WA3	1	110
LL661D2	4	318	LL781EK3	6	380	LM134012N	1	56	LM14000WAN	1	110
LL661D22	4	318	LL781EKN	6	380	LM1340132	1	56	LM14000WD2	1	110
LL661D23	4	318	LL785E3	6	335	LM1340133	1	56	LM14000WD3	1	110
LL661D2N	4	318	LL785EN	6	335	LM134013N	1	56	LM14000WDN	1	110
LL661D3	4	318	LL791G23	4	380	LM1340142	1	56	LM14000WS2	1	110
LL661DG2	4	318	LL791G2N	4	380	LM1340143	1	56	LM14000WS3	1	110
LL661DG3	4	318	LL791GG3	4	380	LM134014N	1	56	LM14000WSN	1	110
LL661DGN	4	318	LL791GGN	4	380	LM1340152	1	56	LM14000WW2	1	110
LL661DK2	4	318	LL791GK3	4	380	LM1340153	1	56	LM14000WW3	1	110
LL661DK3	4	318	LL791GKN	4	380	LM134015N	1	56	LM14000WWN	1	110
LL661DKN	4	318	LL802P13	10	396	LM1340162	1	58	LM14010EA2	1	111
LL661DN	4	318	LL802P1N	10	396	LM1340163	1	58	LM14010EA3	1	111
LL66233	4	324	LL802P23	10	396	LM134016N	1	58	LM14010EAN	1	111
LL6623N	4	324	LL802P2N	10	396	LM1340172	1	58	LM14010ED2	1	111
LL662D3	4	324	LL802PG3	10	396	LM1340173	1	58	LM14010ED3	1	111
LL662DN	4	324	LL802PGN	10	396	LM134017N	1	58	LM14010EDN	1	111
LL663C3	4	319	LL802R13	10	396	LM1340182	1	58	LM14010ES2	1	111
LL663CN	4	319	LL802R1N	10	396	LM1340183	1	58	LM14010ES3	1	111
LL663D3	4	324	LL802R23	10	396	LM134018N	1	58	LM14010ESN	1	111
LL663DN	4	324	LL802R2N	10	396	LM1340192	1	58	LM14010EW2	1	111
LL664C3	4	325	LL802RG3	10	396	LM1340193	1	58	LM14010EW3	1	111
LL664CN	4	325	LL802RGN	10	396	LM134019N	1	58	LM14010EWN	1	111
LL665F2	4	319	LL812D13	6	396	LM14000EA2	1	110	LM14010GA2	1	111
LL665F22	4	319	LL812D1N	6	396	LM14000EA3	1	110	LM14010GA3	1	111
LL665F23	4	319	LL812D23	6	396	LM14000EAN	1	110	LM14010GAN	1	111
LL665F2N	4	319	LL812D2N	6	396	LM14000ED2	1	110	LM14010GD2	1	111
LL665F3	4	319	LL812DG3	6	396	LM14000ED3	1	110	LM14010GD3	1	111
LL665FG2	4	319	LL812DGN	6	396	LM14000EDN	1	110	LM14010GDN	1	111
LL665FG3	4	319	LL812R13	6	396	LM14000ES2	1	110	LM14010GS2	1	111
LL665FGN	4	319	LL812R1N	6	396	LM14000ES3	1	110	LM14010GS3	1	111
LL665FK2	4	319	LL812R23	6	396	LM14000ESN	1	110	LM14010GSN	1	111
LL665FK3	4	319	LL812R2N	6	396	LM14000EW2	1	110	LM14010GW2	1	111
LL665FKN	4	319	LL812RG3	6	396	LM14000EW3	1	110	LM14010GW3	1	111
LL665FN	4	319	LL812RGN	6	396	LM14000EWN	1	110	LM14010GWN	1	111
LL666F3	4	325	LM1340002	1	56	LM14000GA2	1	110	LM14010KA2	1	111
LL666FN	4	325	LM1340003	1	56	LM14000GA3	1	110	LM14010KA3	1	111
LL677H3	4	331	LM134000N	1	56	LM14000GAN	1	110	LM14010KAN	1	111
LL677HN	4	331	LM1340012	1	56	LM14000GD2	1	110	LM14010KD2	1	111
LL687H3	4	332	LM1340013	1	56	LM14000GD3	1	110	LM14010KD3	1	111
LL687HN	4	332	LM134001N	1	56	LM14000GDN	1	110	LM14010KDN	1	111
LL697CL3	4	331	LM1340022	1	56	LM14000GS2	1	110	LM14010KS2	1	111
LL697CLN	4	331	LM1340023	1	56	LM14000GS3	1	110	LM14010KS3	1	111
LL697CM3	4	331	LM134002N	1	56	LM14000GSN	1	110	LM14010KSN	1	111
LL697CMN	4	331	LM1340032	1	56	LM14000GW2	1	110	LM14010KW2	1	111
LL697CS3	4	331	LM1340033	1	56	LM14000GW3	1	110	LM14010KW3	1	111
LL697CSN	4	331	LM134003N	1	56	LM14000GWN	1	110	LM14010KWN	1	111
LL697H3	4	331	LM1340042	1	57	LM14000KA2	1	110	LM14010WA2	1	111
LL697HN	4	331	LM1340043	1	57	LM14000KA3	1	110	LM14010WA3	1	111
LL707CL3	4	332	LM134004N	1	57	LM14000KAN	1	110	LM14010WAN	1	111
LL707CLN	4	332	LM1340052	1	57	LM14000KD2	1	110	LM14010WD2	1	111



Codice Code Réf.	Imballo Pack Emb.	Pag. Page	Codice Code Réf.	Imballo Pack Emb.	Pag. Page	Codice Code Réf.	Imballo Pack Emb.	Pag. Page	Codice Code Réf.	Imballo Pack Emb.	Pag. Page
LM1401OWD3	1	111	LN1160023	4	37	LS5810G3	6	397	LT126003L3	4	184
LM1401OWDN	1	111	LN116002N	4	37	LS5810GN	6	397	LT126003LN	4	184
LM1401OWS2	1	111	LN1160032	4	37	LS591P13	10	398	LT126003M2	4	184
LM1401OWS3	1	111	LN1160033	4	37	LS591P1N	10	398	LT126003M3	4	184
LM1401OWSN	1	111	LN116003N	4	37	LS591P23	10	398	LT126003MN	4	184
LM1401OWW2	1	111	LN1160042	4	37	LS591P2N	10	398	LT126003S2	4	184
LM1401OWW3	1	111	LN1160043	4	37	LS591PG3	10	398	LT126003S3	4	184
LM1401OWWN	1	111	LN116004N	4	37	LS591PGN	10	398	LT126003SN	4	184
LM14030EA2	1	110	LN1160052	4	37	LS802P13	10	396	LT126004D2	4	184
LM14030EA3	1	110	LN1160053	4	37	LS802P1N	10	396	LT126004D3	4	184
LM14030EAN	1	110	LN116005N	4	37	LS802P23	10	396	LT126004DN	4	184
LM14030ED2	1	110	LN1161012	1	39	LS802P2N	10	396	LT126004L2	4	184
LM14030ED3	1	110	LN1161013	1	39	LS802PG3	10	396	LT126004L3	4	184
LM14030EDN	1	110	LN116101N	1	39	LS802PGN	10	396	LT126004LN	4	184
LM14030ES2	1	110	LN1161022	1	39	LS812D13	6	396	LT126004M2	4	184
LM14030ES3	1	110	LN1161023	1	39	LS812D1N	6	396	LT126004M3	4	184
LM14030ESN	1	110	LN116102N	1	39	LS812D23	6	396	LT126004MN	4	184
LM14030EW2	1	110	LN1161032	1	39	LS812D2N	6	396	LT126004S2	4	184
LM14030EW3	1	110	LN1161033	1	39	LS812DG3	6	396	LT126004S3	4	184
LM14030EWN	1	110	LN116103N	1	39	LS812DGN	6	396	LT126004SN	4	184
LM14030GA2	1	110	LN1161042	1	39	LT126000D2	4	184	LT126005D2	4	184
LM14030GA3	1	110	LN1161043	1	39	LT126000D3	4	184	LT126005D3	4	184
LM14030GAN	1	110	LN116104N	1	39	LT126000DN	4	184	LT126005DN	4	184
LM14030GD2	1	110	LN1161052	1	39	LT126000L2	4	184	LT126005L2	4	184
LM14030GD3	1	110	LN1161053	1	39	LT126000L3	4	184	LT126005L3	4	184
LM14030GDN	1	110	LN116105N	1	39	LT126000LN	4	184	LT126005LN	4	184
LM14030GS2	1	110	LS1160012	4	36	LT126000M2	4	184	LT126005M2	4	184
LM14030GS3	1	110	LS1160013	4	36	LT126000M3	4	184	LT126005M3	4	184
LM14030GSN	1	110	LS116001N	4	36	LT126000MN	4	184	LT126005MN	4	184
LM14030GW2	1	110	LS1160022	4	36	LT126000S2	4	184	LT126005S2	4	184
LM14030GW3	1	110	LS1160023	4	36	LT126000S3	4	184	LT126005S3	4	184
LM14030GWN	1	110	LS116002N	4	36	LT126000SN	4	184	LT126005SN	4	184
LM14030KA2	1	110	LS1160032	4	36	LT126001D2	4	184	LT126006D2	4	184
LM14030KA3	1	110	LS1160033	4	36	LT126001D3	4	184	LT126006D3	4	184
LM14030KAN	1	110	LS116003N	4	36	LT126001DN	4	184	LT126006DN	4	184
LM14030KD2	1	110	LS1160042	4	36	LT126001L2	4	184	LT126006L2	4	184
LM14030KD3	1	110	LS1160043	4	36	LT126001L3	4	184	LT126006L3	4	184
LM14030KDN	1	110	LS116004N	4	36	LT126001LN	4	184	LT126006LN	4	184
LM14030KS2	1	110	LS1160052	4	36	LT126001M2	4	184	LT126006M2	4	184
LM14030KS3	1	110	LS1160053	4	36	LT126001M3	4	184	LT126006M3	4	184
LM14030KSN	1	110	LS116005N	4	36	LT126001MN	4	184	LT126006MN	4	184
LM14030KW2	1	110	LS1161012	4	38	LT126001S2	4	184	LT126006S2	4	184
LM14030KW3	1	110	LS1161013	4	38	LT126001S3	4	184	LT126006S3	4	184
LM14030KWN	1	110	LS116101N	4	38	LT126001SN	4	184	LT126006SN	4	184
LM14030WA2	1	110	LS1161022	4	38	LT126002D2	4	184	LT126007D2	4	184
LM14030WA3	1	110	LS1161023	4	38	LT126002D3	4	184	LT126007D3	4	184
LM14030WAN	1	110	LS116102N	4	38	LT126002DN	4	184	LT126007DN	4	184
LM14030WD2	1	110	LS1161032	4	38	LT126002L2	4	184	LT126007L2	4	184
LM14030WD3	1	110	LS1161033	4	38	LT126002L3	4	184	LT126007L3	4	184
LM14030WDN	1	110	LS116103N	4	38	LT126002LN	4	184	LT126007LN	4	184
LM14030WS2	1	110	LS1161042	4	38	LT126002M2	4	184	LT126007M2	4	184
LM14030WS3	1	110	LS1161043	4	38	LT126002M3	4	184	LT126007M3	4	184
LM14030WSN	1	110	LS116104N	4	38	LT126002MN	4	184	LT126007MN	4	184
LM14030WW2	1	110	LS1161052	4	38	LT126002S2	4	184	LT126007S2	4	184
LM14030WW3	1	110	LS1161053	4	38	LT126002S3	4	184	LT126007S3	4	184
LM14030WWN	1	110	LS116105N	4	38	LT126002SN	4	184	LT126007SN	4	184
LN1160012	4	37	LS5810I3	6	397	LT126003D2	4	184	LT126100D2	4	184
LN1160013	4	37	LS5810I1N	6	397	LT126003D3	4	184	LT126100D3	4	184
LN116001N	4	37	LS5810Q23	6	397	LT126003DN	4	184	LT126100DN	4	184
LN1160022	4	37	LS5810Q2N	6	397	LT126003L2	4	184	LT126100L2	4	184

RICERCA ALFANUMERICA PER CODICE

Codice Code Réf.	Imballo Pack Emb.	Pag. Page	Codice Code Réf.	Imballo Pack Emb.	Pag. Page	Codice Code Réf.	Imballo Pack Emb.	Pag. Page	Codice Code Réf.	Imballo Pack Emb.	Pag. Page
LT126100L3	4	184	LT126105L3	4	185	LT1263123	1	201	LT1351033	1	82
LT126100LN	4	184	LT126105LN	4	185	LT126312N	1	201	LT135103N	1	82
LT126100M2	4	184	LT126105M2	4	185	LT1263132	1	201	LT1351042	1	83
LT126100M3	4	184	LT126105M3	4	185	LT1263133	1	201	LT1351043	1	83
LT126100MN	4	184	LT126105MN	4	185	LT126313N	1	201	LT135104N	1	83
LT126100S2	4	184	LT126105S2	4	185	LT1263142	1	201	LT1351052	1	83
LT126100S3	4	184	LT126105S3	4	185	LT1263143	1	201	LT1351053	1	83
LT126100SN	4	184	LT126105SN	4	185	LT126314N	1	201	LT135105N	1	83
LT126101D2	4	184	LT126106D2	4	185	LT1263182	1	200	LT1351062	1	83
LT126101D3	4	184	LT126106D3	4	185	LT1263183	1	200	LT1351063	1	83
LT126101DN	4	184	LT126106DN	4	185	LT126318N	1	200	LT135106N	1	83
LT126101L2	4	184	LT126106L2	4	185	LT1263192	1	200	LT1351072	1	83
LT126101L3	4	184	LT126106L3	4	185	LT1263193	1	200	LT1351073	1	83
LT126101LN	4	184	LT126106LN	4	185	LT126319N	1	200	LT135107N	1	83
LT126101M2	4	184	LT126106M2	4	185	LT1263202	1	200	LT14000EA2	1	110
LT126101M3	4	184	LT126106M3	4	185	LT1263203	1	200	LT14000EA3	1	110
LT126101MN	4	184	LT126106MN	4	185	LT126320N	1	200	LT14000EAN	1	110
LT126101S2	4	184	LT126106S2	4	185	LT1263212	1	200	LT14000ED2	1	110
LT126101S3	4	184	LT126106S3	4	185	LT1263213	1	200	LT14000ED3	1	110
LT126101SN	4	184	LT126106SN	4	185	LT126321N	1	200	LT14000EDN	1	110
LT126102D2	4	184	LT126107D2	4	185	LT1263222	1	200	LT14000ES2	1	110
LT126102D3	4	184	LT126107D3	4	185	LT1263223	1	200	LT14000ES3	1	110
LT126102DN	4	184	LT126107DN	4	185	LT126322N	1	200	LT14000ESN	1	110
LT126102L2	4	184	LT126107L2	4	185	LT1263232	1	200	LT14000EW2	1	110
LT126102L3	4	184	LT126107L3	4	185	LT1263233	1	200	LT14000EW3	1	110
LT126102LN	4	184	LT126107LN	4	185	LT126323N	1	200	LT14000EWN	1	110
LT126102M2	4	184	LT126107M2	4	185	LT1350002	1	82	LT14000GA2	1	110
LT126102M3	4	184	LT126107M3	4	185	LT1350003	1	82	LT14000GA3	1	110
LT126102MN	4	184	LT126107MN	4	185	LT135000N	1	82	LT14000GAN	1	110
LT126102S2	4	184	LT126107S2	4	185	LT1350012	1	82	LT14000GD2	1	110
LT126102S3	4	184	LT126107S3	4	185	LT1350013	1	82	LT14000GD3	1	110
LT126102SN	4	184	LT126107SN	4	185	LT135001N	1	82	LT14000GDN	1	110
LT126103D2	4	184	LT1263002	1	200	LT1350022	1	82	LT14000GS2	1	110
LT126103D3	4	184	LT1263003	1	200	LT1350023	1	82	LT14000GS3	1	110
LT126103DN	4	184	LT126300N	1	200	LT135002N	1	82	LT14000GSN	1	110
LT126103L2	4	184	LT1263012	1	200	LT1350032	1	82	LT14000GW2	1	110
LT126103L3	4	184	LT1263013	1	200	LT1350033	1	82	LT14000GW3	1	110
LT126103LN	4	184	LT126301N	1	200	LT135003N	1	82	LT14000GWN	1	110
LT126103M2	4	184	LT1263022	1	200	LT1350042	1	82	LT14000KA2	1	110
LT126103M3	4	184	LT1263023	1	200	LT1350043	1	82	LT14000KA3	1	110
LT126103MN	4	184	LT126302N	1	200	LT135004N	1	82	LT14000KAN	1	110
LT126103S2	4	184	LT1263032	1	201	LT1350052	1	82	LT14000KD2	1	110
LT126103S3	4	184	LT1263033	1	201	LT1350053	1	82	LT14000KD3	1	110
LT126103SN	4	184	LT126303N	1	201	LT135005N	1	82	LT14000KDN	1	110
LT126104D2	4	185	LT1263042	1	201	LT1350062	1	82	LT14000KS2	1	110
LT126104D3	4	185	LT1263043	1	201	LT1350063	1	82	LT14000KS3	1	110
LT126104DN	4	185	LT126304N	1	201	LT135006N	1	82	LT14000KSN	1	110
LT126104L2	4	185	LT1263052	1	201	LT1350072	1	82	LT14000KW2	1	110
LT126104L3	4	185	LT1263053	1	201	LT1350073	1	82	LT14000KW3	1	110
LT126104LN	4	185	LT126305N	1	201	LT135007N	1	82	LT14000KWN	1	110
LT126104M2	4	185	LT1263092	1	201	LT1351002	1	82	LT14000WA2	1	110
LT126104M3	4	185	LT1263093	1	201	LT1351003	1	82	LT14000WA3	1	110
LT126104MN	4	185	LT126309N	1	201	LT135100N	1	82	LT14000WAN	1	110
LT126104S2	4	185	LT1263102	1	201	LT1351012	1	82	LT14000WD2	1	110
LT126104S3	4	185	LT1263103	1	201	LT1351013	1	82	LT14000WD3	1	110
LT126104SN	4	185	LT126310N	1	201	LT135101N	1	82	LT14000WDN	1	110
LT126105D2	4	185	LT1263112	1	201	LT1351022	1	82	LT14000WS2	1	110
LT126105D3	4	185	LT1263113	1	201	LT1351023	1	82	LT14000WS3	1	110
LT126105DN	4	185	LT126311N	1	201	LT135102N	1	82	LT14000WSN	1	110
LT126105L2	4	185	LT1263122	1	201	LT1351032	1	82	LT14000WW2	1	110

A-Z search by code

Recherche alpha-numerique par référence



Codice Code Réf.	Imballo Pack Emb.	Pag. Page	Codice Code Réf.	Imballo Pack Emb.	Pag. Page
LT14000WW3	1	110	LT14030EW3	1	110
LT14000WWN	1	110	LT14030EWN	1	110
LT14010EA2	1	111	LT14030GA2	1	110
LT14010EA3	1	111	LT14030GA3	1	110
LT14010EAN	1	111	LT14030GAN	1	110
LT14010ED2	1	111	LT14030GD2	1	110
LT14010ED3	1	111	LT14030GD3	1	110
LT14010EDN	1	111	LT14030GDN	1	110
LT14010ES2	1	111	LT14030GS2	1	110
LT14010ES3	1	111	LT14030GS3	1	110
LT14010ESN	1	111	LT14030GSN	1	110
LT14010EW2	1	111	LT14030GW2	1	110
LT14010EW3	1	111	LT14030GW3	1	110
LT14010EWN	1	111	LT14030GWN	1	110
LT14010GA2	1	111	LT14030KA2	1	110
LT14010GA3	1	111	LT14030KA3	1	110
LT14010GAN	1	111	LT14030KAN	1	110
LT14010GD2	1	111	LT14030KD2	1	110
LT14010GD3	1	111	LT14030KD3	1	110
LT14010GDN	1	111	LT14030KDN	1	110
LT14010GS2	1	111	LT14030KS2	1	110
LT14010GS3	1	111	LT14030KS3	1	110
LT14010GSN	1	111	LT14030KSN	1	110
LT14010GW2	1	111	LT14030KW2	1	110
LT14010GW3	1	111	LT14030KW3	1	110
LT14010GWN	1	111	LT14030KWN	1	110
LT14010KA2	1	111	LT14030WA2	1	110
LT14010KA3	1	111	LT14030WA3	1	110
LT14010KAN	1	111	LT14030WAN	1	110
LT14010KD2	1	111	LT14030WD2	1	110
LT14010KD3	1	111	LT14030WD3	1	110
LT14010KDN	1	111	LT14030WDN	1	110
LT14010KS2	1	111	LT14030WS2	1	110
LT14010KS3	1	111	LT14030WS3	1	110
LT14010KSN	1	111	LT14030WSN	1	110
LT14010KW2	1	111	LT14030WW2	1	110
LT14010KW3	1	111	LT14030WW3	1	110
LT14010KWN	1	111	LT14030WWN	1	110
LT14010WA2	1	111			
LT14010WA3	1	111			
LT14010WAN	1	111			
LT14010WD2	1	111			
LT14010WD3	1	111			
LT14010WDN	1	111			
LT14010WS2	1	111			
LT14010WS3	1	111			
LT14010WSN	1	111			
LT14010WW2	1	111			
LT14010WW3	1	111			
LT14010WWN	1	111			
LT14030EA2	1	110			
LT14030EA3	1	110			
LT14030EAN	1	110			
LT14030ED2	1	110			
LT14030ED3	1	110			
LT14030EDN	1	110			
LT14030ES2	1	110			
LT14030ES3	1	110			
LT14030ESN	1	110			
LT14030EW2	1	110			

Italia

Via Pizzigoni, 3
24060 Villongo (BG)
tel. 035-939411
fax 035-939496
e-mail: info@lombardo.it
www.lombardo.it

LOMBARDIA – PIACENZA

AGENZIA BIEFFE
Via Mazzini, 70/s
20026 Trezzo s/Adda (MI)
Tel. 02 90963740
Fax. 02/90964607
e-mail: info@agenziabieffe.com
www.agenziabieffe.com

LIGURIA

FERRARA FILIPPO
Via Pavia, 1/6
16156 Genova Pegli (GE)
Tel. 010 698 1657
Cell. 335 5311020
e-mail: filippo.ferrara@fastwebnet.it

PIEMONTE, VALLE D'AOSTA

AGENZIA BM SRL
Via Mascagni, 20/B
10040 Rivalta Di Torino (TO)
Tel. 011 349 5521
e-mail: info@agenziabm.it

EMILIA ROMAGNA

GIAN LUCA BONAFINI
Via Don Angelo Bughetti, 14
40026 Imola (BO)
Telefono 0542 190 4002
Cell. Sig. Gianluca Bonafini: 335 586 6286
e-mail: bonafini@agenziabonafini.it

VENETO

(PADOVA-VICENZA-ROVIGO-VENEZIA)
SITEL SRL (sede)
Via Lisbona, 28/A
35127 Padova
Tel. 049 760999
e-mail: info@lightagency.com

AGENZIA AEB

Via Porretana, 148/3
40135 Bologna (BO)
Tel. 347 012 2539
Cell. Sig. Fabio Ferrari: 348 710 7947
e-mail: agenziaaeb@agenziaaeb.it

VERONA - TRENTINO ALTO ADIGE

SITEL SRL (filiale)
Via Spagnole, 2/B
37015 Santambrogio di Valpolicella (VR)
Tel. 049 760999
e-mail: info@lightagency.com

TOSCANA , UMBRIA

LIBRA S.R.L.
Via Crispi, 34
55041 Lido di Camaiore (LU)
Tel. 0584 617 802
Fax 0584 618 494
e-mail: luporini@tin.it

TREVISO - BELLUNO - FRIULI VENEZIA GIULIA

SITEL SRL (filiale)
Via Don Pietro della Toffola, 24
33074 Fontanafredda (PN)
Tel. 049 760999
e-mail: info@lightagency.com

MARCHE

GIAMPAOLI LUCA
Via Olimpia, 6
62016 Porto Potenza Picena (MC)
Tel. e Fax 0733-687256
Cell. Sig. Luca Giampaoli: 337 638 017
e-mail: giampaoli1992@gmail.com
Cell. Sig. Luciano Tirabassi: 337 660 826
e-mail: tirabassi.luciano@gmail.com
Cell. Sig. Marco Di Marco: 335 104 8969
e-mail: dimarco.ma@gmail.com



ABRUZZO – MOLISE

MASTROMAURO FRANCESCA
Via Raiale, 159
65128 Pescara
Tel. 085 431 0996
Fax 085 430 9458
e-mail: info@agenziamastromauro.it

CALABRIA

GERVASI GIAMPAOLO RAPPRESENTANZE
Sede Legale:
Via Dell'accoglienza, 21/C - 87040 Mendicino (CS)
Sede Operativa:
Via Giovanni XXIII, 44 - 88021 Borgia (CZ)
Tel./Fax: 0961951065
e-mail uffici: g.gervasirappresentanze@gmail.com

LAZIO

A.R.EL S.n.c.
Tel. 335 524 1662
e-mail: anastasi.roberto@tiscali.it

SICILIA

FIORE RAPPRESENTANZE S.N.C.
Via Aspromonte, 57
90144 Palermo
Tel. 091 626 9961
Fax 091 626 9953
Cell. Sig. Matteo Fiore 337 891 214
Cell. Sig. Mario Galvagna 337 500 036
e-mail: fioreagenziapa@gmail.com

CAMPANIA

PROJECT LIGHTING STUDIO S.A.S.
Via Kennedy, 107
80010 Quarto (NA)
Tel. 081-19483273
Cell. Marzocchella Sergio: 393 337 0004
Cell. Marzocchella Maurizio: 339 172 9190
Cell. Marzocchella Nicola: 335 697 9436
e-mail: mmarzocchella@gmail.com/
smarzocchella@gmail.com

SARDEGNA

MAKELUCE di Paola Sias
Via Giotto, 40
09121 Cagliari
Tel. 070 541 116
Cell. Sig.ra Paola Sias: 348 432 6489
e-mail: paolasias@makeluce.it
Cell. Sig. Bruno Sias: 348 603 6488
e-mail: bruno.sias@tin.it

PUGLIA – BASILICATA

GRIMALDI FRANCESCO
Via Vigili del Fuoco Caduti in Servizio, 51
70026 Modugno (BA)
Tel. 080 502 2650
Fax 080 502 1684
e-mail: agenziagrimaldi@agenziagrimaldi.it
www.agenziagrimaldi.it

Export

Tel. +39 035-939411
export@lombardo.it

Note generali *General note - Notes générales*

ITA

Direttiva RAEE: Rifiuti di apparecchiature elettriche ed elettroniche

Il 25 Luglio 2005 il Consiglio di ministri ha recepito con Decreto Legislativo N°151 la Direttiva Europea 2002/96/CE relativa alla riduzione delle sostanze pericolose nelle apparecchiature elettriche ed elettroniche e dello smaltimento dei rifiuti da essi derivanti. L'obiettivo è promuovere una logica di sviluppo sostenibile nel settore delle apparecchiature elettriche ed elettroniche, di cui gli apparecchi di illuminazione ne fanno parte, ai fini di un corretto trattamento dei prodotti a fine vita e ciò può attuarsi attraverso la piena conformità alla Direttiva RAEE.

Il Produttore, come definito dal Dlgs n°151, dovrà farsi carico dei costi di gestione che comprendono la raccolta, presso gli impianti di stoccaggio provvisorio e dello smaltimento dei rifiuti degli apparecchi di illuminazione immessi sul mercato.

Per adempiere a questi obblighi di legge Lombardo S.r.l. ha deciso di avvalersi del Consorzio ECOLIGHT.

Gli apparecchi di illuminazione saranno marcati in modo da identificare il Produttore e riportare il simbolo del cassonetto barrato, indicante la raccolta differenziata separata dal resto dei rifiuti urbani.

Gli apparecchi illuminanti all'interno del presente listino/catalogo, con esclusione degli accessori, saranno soggetti al contributo di smaltimento in base al loro peso netto e si suddividono in tre fasce:

Fascia 1:

Apparecchi il cui peso è compreso tra 0 e 2 Kg.

Fascia 2:

Apparecchi il cui peso è compreso tra 2 e 8 Kg.

Fascia 3:

Apparecchi il cui peso è superiore a 8 Kg.

Direttiva RoHS

Il Decreto Legislativo sopra menzionato incorpora anche la Direttiva 2002/95/CE - RoHS - Limiti d'uso di alcune sostanze pericolose - relativa alla riduzione delle sostanze pericolose nelle apparecchiature elettriche ed elettroniche. A partire dal 1° Luglio 2006 tutte le nuove apparecchiature elettriche ed elettroniche immesse sul mercato non dovranno contenere o contenere in misura limitata sostanze quali: Piombo - Mercurio - Cadmio - Cromo esavalente - Bifenile polibromurati (PBB) - Eteri difendi polibromurati (PBDE)

Informativa art.13 D.lgs 196/2003

Gentile Signore/a, ai sensi del D.Lgs 196/2003 sulla tutela delle persone e di altri soggetti rispetto al trattamento dei dati personali, il trattamento delle informazioni che La riguardano, sarà improntato ai principi di correttezza, liceità e trasparenza e tutelando la Sua riservatezza ed i Suoi diritti. I dati sono conservati nel data base informatico (o cartaceo) del titolare del trattamento LOMBARDO S.r.l. I dati raccolti, provengono esclusivamente da elenchi e/o registri pubblici, e saranno trattati anche da incaricati interni della struttura, preposti alla gestione dell'iniziativa per l'invio del materiale commerciale e promozionale.

Il titolare del trattamento è LOMBARDO S.r.l. -

Via Pizzigoni, 3 - 24060 Villongo (Bg); il Responsabile della Sicurezza è il Sig. Lussana Claudio.

Potrà esercitare i diritti di cui all'art. 7 del

D.Lgs 196/03 (accesso, integrazione, modifica, cancellazione) telefonando al Responsabile del Trattamento al numero 035/939411, a mezzo posta elettronica all'indirizzo amministrazione@lombardo.it oppure scrivendo a LOMBARDO S.r.l. - ufficio privacy - Via Pizzigoni, 3 - 24060 Villongo (Bg).

ENG

As responsible manufacturer with specific concern for the protection of the environment Lombardo is proud to be a member of "Ecolight" Electrical Waste Disposal and Recycling scheme in Italy.

Take care to ensure you meet your own environmental obligations in your own country.

FRA

*LOMBARDO adhère au consortium ECOLIGHT
Via Gattamelata 34,
20149 Milano Tel. 02 3264816*

LOMBARDO



aderisce al consorzio

ECO LIGHT

ECOLIGHT

Via Gattamelata 34,
20149 Milano Tel. 02 3264816



Note generali General note - Notes générales

ITA

Tutti i dati contenuti nel presente catalogo sono validi a condizione che gli apparecchi siano installati ed utilizzati nel modo per cui sono stati costruiti e che venga fatta correttamente manutenzione.

Il tutto nel rispetto delle regole professionali, dello standard di installazione e delle istruzioni del produttore. Tutti gli apparecchi sono testati secondo le norme EN60598-1.

La LOMBARDO S.r.l. non si assume responsabilità per impieghi diversi da quelli testati e per la mancata osservanza delle indicazioni riportate sul foglio istruzioni.

IMPORTANTE!

Gli apparecchi intesi per uso continuato o per periodi protratti devono essere soggetti a discussione con il ns. Ufficio Tecnico.

I prodotti LOMBARDO, come pubblicati in catalogo, sono stati disegnati, studiati e testati per il corretto funzionamento in base alle sorgenti luminose come indicato in catalogo accanto ad ogni articolo. Rammentiamo quindi alla Spett.le Clientela che qualora l'utente intenda utilizzare i ns. prodotti con tipi di lampadine diversi da quelli pubblicati, la LOMBARDO S.r.l. non si assume alcuna responsabilità.

Gli apparecchi ad incandescenza sono per tensione nominale fino a 250V.

Gli apparecchi a fluorescenza sono per tensione nominale 230V 50Hz.

Tutti gli apparecchi sono forniti senza lampadine.

Condizioni di vendita

I prodotti illustrati nel presente listino sono destinati esclusivamente al mercato italiano.

Resa merce

Per ordini di importo superiore a 600,00 netto, la resa verrà effettuata in porto franco.

Per ordini di importo inferiore a 600,00 netto, la resa verrà effettuata franco destino con addebito del costo del trasporto in fattura.

Reclami

I reclami inerenti all'integrità del materiale dovranno essere fatti al trasportatore nel momento della consegna della merce, firmando il documento di trasporto con riserva.

I reclami inerenti la quantità del materiale verranno da noi accettati nel termine massimo di 8 (otto) giorni dal ricevimento della merce.

Ordini minimi

Non si accettano ordini inferiori a 300,00 netti.

Dimensioni

Le quote nel listino si intendono in millimetri.

Imballi

Si prega la Spettabile Clientela di attenersi agli imballi standard esposti in listino.

Resi

Non si accettano resi. Situazioni eccezionali verranno come tali trattate dalla Direzione Commerciale.

Listino valido fino a revoca

Modifiche dei prodotti

LOMBARDO S.r.l. si riserva il diritto di apportare ai propri prodotti, in qualunque momento e senza alcun preavviso, tutte le modifiche che, a suo insindacabile giudizio, riterrà convenienti ai fini produttivi o utili a migliorare la funzionalità e le prestazioni. Errori ed omissioni sono accettati.

ENG

All the data in this catalogue is valid providing the luminaires are installed, maintained and used in the way for which they were made, using "professional practice", relevant installation standards and manufacturers instructions. All luminaires in this catalogue have been tested according to EN60598-1.

LOMBARDO S.r.l. will not accept responsibility for uses other than the tested ones, or for a non-observance of the instructions mentioned in our instruction leaflet.

IMPORTANT!

Where a luminaire is to be used for hazardous, continuous or extended burning hours please contact our Technical Department for confirmation of the suitability of the item chosen. The LOMBARDO range of products in our catalogue have been designed, engineered and tested to function correctly with the light source specified alongside each product.

Where a customer installs a light source other than the one specified or converts our luminaires in any way, LOMBARDO S.r.l. can not accept responsibility for failures or incidents that result from the changes made.

If in doubt please contact our Technical Department.

Nominal voltage of incandescent luminaires: up to 250V

Nominal voltage of fluorescent luminaires: 230V 50Hz

Luminaires are supplied without lamps.

We reserve the right to alter and modify specifications.

Errors and omissions accepted.

FRA

Toutes les données présentes dans ce catalogue sont valables à condition que les appareils soient installés et utilisés selon les modalités pour lesquelles ils ont été fabriqués et soient correctement entretenus dans le respect des règles professionnelles, des spécifications d'installation et des instructions du fabricant.

Tous les appareils sont testés selon les normes EN60598-1.

LOMBARDO S.r.l. décline toute responsabilité pour des emplois différents de ceux qui ont été testés et en cas de non-respect des indications fournies par le feuillet d'instructions.

IMPORTANT

Les appareils prévus pour un emploi suivi ou des périodes prolongées doivent être soumis à l'examen de notre Bureau d'Étude.

Les produits LOMBARDO publiés au catalogue ont été conçus, étudiés et testés pour fonctionner correctement avec les sources lumineuses indiquées à côté de chaque article.

Nous rappelons donc que LOMBARDO S.r.l. décline toute responsabilité pour l'utilisation de nos produits avec des ampoules différentes de celles qui sont préconisées.

Les appareils à incandescence sont destinés à une tension nominale de 250V.

Les appareils à fluorescence sont destinés à une tension nominale de 230V 50Hz.

Tous les appareils sont fournis sans ampoules

MODIFICATIONS DES PRODUITS

Lombardo S.r.l. se réserve la faculté d'apporter à ses produits, à tout moment et sans préavis, toutes les modifications qui, selon son avis discrétionnaire, se rendraient nécessaires pour des fins liées à la production ou s'avèreraient utiles pour améliorer leur fonctionnalité et leur efficacité. Sous réserve d'erreurs ou omissions.

Condizioni di garanzia

ITA

Condizioni di garanzia offerte da Lombardo S.r.l. per la fornitura di prodotti che utilizzano la sorgente luminosa a LED.

L'elevato standard qualitativo dei prodotti Lombardo consente alla società di offrire una garanzia integrale in caso di uso conforme della durata di cinque (5) anni e/o 50.000h di funzionamento.

1) PRODOTTI

La presente garanzia si applica ai prodotti **LOMBARDO che utilizzano una sorgente luminosa a LED**, limitatamente alla sorgente LED.

La presente Garanzia copre gli apparecchi utilizzati in ambienti con temperature non superiori a 25° C Ta.

2) CONDIZIONI DELLA GARANZIA

La presente garanzia ha efficacia esclusivamente a condizione che:

- 1) l'utente utilizzi il prodotto Lombardo secondo le specifiche del prodotto stesso;
- 2) il prodotto sia stato installato correttamente da personale tecnico qualificato in possesso dei requisiti previsti dalle normative rispettivamente applicabili;
- 3) le apparecchiature non siano state modificate dall'utente e/o non siano state eseguite manutenzioni/riparazioni senza l'autorizzazione scritta da parte dell'ufficio tecnico di Lombardo.

Ulteriori condizioni

- I prodotti difettosi dovranno essere inviati a Lombardo entro 15 giorni dalla scoperta del malfunzionamento, a pena di decadenza della presente garanzia, e i costi di tale spedizione saranno a carico del cliente. I costi di smontaggio e rimontaggio sono a carico del cliente. Eventuali costi sostenuti per accedere al luogo di installazione (es: trabattelli, elevatori, apertura degli spazi in orari notturni, intervento di terze parti) sono a carico del cliente.

3) DURATA DELLA GARANZIA e LIMITAZIONI

- La garanzia concessa dalla Lombardo S.r.l. al CLIENTE per i **prodotti Lombardo che utilizzano una sorgente luminosa a LED**, ha la durata di cinque (5) anni e/o 50.000h di funzionamento, mentre per i driver la garanzia ha una durata di 2 anni dalla data di acquisto.
- Per assicurare che la garanzia del prodotto coincida con la garanzia del produttore, la garanzia viene estesa di ulteriori 3 mesi dalla data di produzione riportata sul prodotto, fino ad un massimo di 63 mesi dalla data di produzione. Tale data è facilmente identificabile sull'etichetta del prodotto.

4) ESCLUSIONI

La garanzia non copre

- danni causati dal trasporto;
- danni causati dall'utilizzo dell'apparecchiatura in condizioni ambientali inadeguate;
- danni causati da negligenza o da carenze manutentive o tentativi di riparazione eseguiti da personale non qualificato e/o non autorizzato e comunque con l'utilizzo di accessori o pezzi di ricambio non originali;
- apparecchi installati su impianti che hanno uno squilibrio (tensione/corrente) del fattore di potenza inferiore a 0,8;
- apparecchi installati su impianti privi di sistemi di protezione contro sovratensioni di qualsiasi natura (es.: fulmini).

5) ESECUZIONE DELLA GARANZIA

- La garanzia convenzionale qui prevista potrà operare esclusivamente nel caso in cui la stessa costituisca oggetto di reclamo scritto alla Lombardo S.r.l., da inviarsi, mediante lettera o e-mail, entro **quindici (15) giorni** dal manifestarsi del cattivo funzionamento dell'apparato, a pena di decadenza.
- Il **CLIENTE**, per avvalersi della garanzia convenzionale qui rilasciata, dovrà fornire la prova di aver rispettato le condizioni di cui sopra.

La difettosità degli apparecchi verrà valutata dalla Lombardo S.r.l. che a suo insindacabile giudizio determinerà se questa rientra nelle condizioni di garanzie qui esposte.

- L'utente che si avvarrà della garanzia avrà diritto alla sostituzione o riparazione dell'apparecchio.
- A seguito del progresso tecnologico nonché delle modifiche verificatesi nell'uso del flusso luminoso di prodotti, i moduli LED inviati in sostituzione potrebbero differire nelle caratteristiche di illuminazione rispetto ai prodotti originali.
- Lombardo S.r.l. si riserva il diritto di sostituire il prodotto difettoso con altro prodotto simile nel design avente performance uguali o superiori, o di rifondere il cliente per l'importo acquistato.
- Sono esclusi i costi di manodopera per la sostituzione degli apparecchi e comunque ogni danno, sia pure indirettamente, connesso con la difettosità dell'apparecchio.
- Nessun agente, distributore o rivenditore è in alcun modo autorizzato a cambiare, modificare o estendere i termini della garanzia per conto della Lombardo S.r.l. in qualsiasi condizione.
- Su richiesta della Lombardo S.r.l. i prodotti non conformi o difettosi diventeranno di proprietà della Lombardo S.r.l. non appena saranno sostituiti.

6) LEGGE APPLICABILE – FORO COMPETENTE

L'esecuzione, interpretazione e tutte le questioni pertinenti la validità e gli effetti della presente garanzia convenzionale saranno comunque determinate e regolate dalla legge italiana. Ogni e qualsiasi controversia comunque derivante dalla presente garanzia o ad essa connessa e/o relativa sarà devoluta alla competenza esclusiva del Foro di Bergamo.

Ai sensi e per gli effetti degli art.1341 e 1342 del codice civile si approvano specificatamente le clausole di cui agli articoli: 2 (condizioni della garanzia), 3 (durata della garanzia e limitazioni), 4 (esclusioni). 5 (esecuzione della garanzia) e 6 (legge applicabile - foro competente)



Terms of guarantee

ENG

Terms of guarantee offered by Lombardo S.r.l. for the supply of products using a LED light source.

The high level of quality of the Lombardo products enables the company to offer a complete guarantee **lasting five (5) years and/or 50,000 operating hours** for the standard use of its products..

1) PRODUCTS

This guarantee applies to **LOMBARDO products using a LED light source**, and is limited to the LED source.

This Guarantee covers light fittings used in environments with a maximum environmental temperature of 25°C.

2) TERMS OF THE GUARANTEE

This guarantee is valid only on condition that:

- 1) the user uses the Lombardo product according to the specifications of the product itself;
- 2) the product is installed correctly by qualified technicians with the qualifications required by the applicable regulations;
- 3) the light fittings are not modified by the user and/or that maintenance/repairs have not been carried out without the written authorisation of the Lombardo technical office.

Further conditions

- Faulty products must be sent to Lombardo within 15 days from the discovery of the fault otherwise this guarantee will be null and void. The costs of transport will be at the customer's expense. The costs of disassembling and reassembling the product are at the customer's expense. Any costs incurred for gaining access to the place of installation (e.g. mobile scaffolding, hoists, opening of places at night, intervention of third parties) will be at the customer's expense.

3) DURATION OF THE GUARANTEE and LIMITATIONS

- The guarantee granted by Lombardo S.r.l. to the CUSTOMER for **Lombardo products using a LED light source**, lasts for five (5) years and/or 50,000 operating hours, while for the driver the guarantee period is two (2) years from the date of purchase.
- To ensure that the product guarantee coincides with the manufacturer's guarantee, the guarantee is extended for a further 3 months from the date of manufacture printed on the product, up to a maximum of 63 months from the date of manufacture. This date is easy to identify on the product label.

4) EXCLUSIONS

The guarantee does not cover

- damage caused by transport;
- damage caused by using the light fitting in unsuitable environmental conditions;
- damage caused by negligence or a lack of maintenance or attempts at repair work carried out by unqualified and/or unauthorised personnel and in any case without using the original accessories or spare parts;
- fittings installed on wiring systems that have a power factor unbalance (voltage/current) of less than 0.8;
- fittings installed on wiring systems without any type of overvoltage protection (e.g. for lightning).

5) FULFILMENT OF THE GUARANTEE

- The conventional guarantee provided herein can only be fulfilled if it is the subject of a written claim to Lombardo S.r.l. to be sent by means of letter or e-mail within **fifteen (15) days** from the discovery of the faulty operation of the fitting, otherwise the guarantee will be null and void.
- In order to take advantage of the conventional guarantee issued herewith, **THE CUSTOMER** must provide proof of having followed the afore-mentioned conditions.

The faultiness of the light fittings will be assessed by Lombardo S.r.l. which will determine, at its own irrevocable decision, whether it falls within the guarantee conditions described herein.

- The user benefiting from the guarantee will have the right to have the light fitting replaced or repaired.
- Following technological progress as well as modifications that may take place in the use of the products' light flow, the lighting characteristics of the LED modules sent to replace the faulty ones may differ compared with the original products.
- Lombardo S.r.l. reserves the right to replace the faulty product with another product similar in design offering a similar or better performance or it may reimburse the customer for the amount paid.
- The cost of labour for the replacement of the light fitting and, in any case, for any damage even if indirect connected with the faultiness of the product, is excluded.
- No agent, distributor or retailer is in any way authorised to change, modify or extend the terms of the guarantee on behalf of Lombardo S.r.l., under any circumstance.
- At the request of Lombardo S.r.l. the non-conforming or faulty products will become the property of Lombardo S.r.l. as soon as they have been replaced.

6) GOVERNING LAW - COMPETENT COURT OF LAW

The fulfilment, interpretation and any questions linked to the validity and effects of this conventional guarantee will, in all cases, be determined and governed by the Italian law. Any controversy that may arise from this guarantee or is connected with it and/or related to it will be transferred to the exclusive competence of the court of Bergamo.

For the effects and purposes of articles 1341 and 1342 of the civil code, specific approval is given of the clauses stated in articles: 2 (terms of the guarantee), 3 (duration of the guarantee and limitations), 4 (exclusions), 5 (fulfilment of the guarantee) and 6 (governing law – competent court of law).

FRA

Conditions de garantie offertes par Lombardo S.r.l. pour la fourniture de produits qui utilisent la source lumineuse LED

Le haut standard de qualité des produits Lombardo permet à la société d'offrir une garantie intégrale, en cas d'emploi correct, **de la durée de cinq (5) ans et/ou 50.000 h** de fonctionnement.

1) PRODUITS

La présente garantie s'applique aux produits LOMBARDO qui utilisent la source lumineuse LED, et uniquement pour ce qui concerne la source LED.

La présente garantie couvre les appareils utilisés dans des milieux dont la température ne dépasse pas 25° C Ta.

2) CONDITIONS DE LA GARANTIE

La présente garantie est uniquement valable à condition que:

- 1) l'utilisateur utilise le produit LOMBARDO conformément aux spécifications dudit produit;
- 2) le produit ait été correctement installé par un personnel technique qualifié ayant les compétences requises par les normes respectivement applicables;
- 3) les appareils n'aient pas été modifiés par l'utilisateur et/ou n'aient pas subi d'interventions de maintenance/réparations sans l'autorisation écrite du bureau technique de Lombardo.

Autres conditions

- Les produits défectueux devront être envoyés à Lombardo sous 15 jours à compter de la découverte du problème de fonctionnement, sous peine de nullité de la présente garantie, et les frais de cette expédition seront à la charge du client.

Les frais de démontage et remontage sont à la charge du client. Les frais éventuellement encourus pour accéder au lieu d'installation (ex : échafaudages roulants, élévateurs, ouverture des espaces en horaires nocturnes, intervention de tierces parties) sont à la charge du client.

3) DURÉE DE LA GARANTIE ET LIMITATIONS

- La garantie accordée par Lombardo S.r.l. au CLIENT, pour les produits Lombardo qui utilisent la source lumineuse LED, a une durée de cinq (5) ans et/ou 50.000 h de fonctionnement, tandis que pour le driver la période de garantie est de deux (2) ans à compter de la date d'achat.
- Pour être certains que la garantie du produit coïncide avec la garantie du fabricant, la garantie est prolongée de 3 mois à compter de la date de fabrication indiquée sur le produit, jusqu'à un maximum de 63 mois à compter de la date de fabrication. Cette date est facile à identifier sur l'étiquette du produit.

4) EXCLUSIONS

La garantie ne couvre pas:

- les dommages causés par le transport;
- les dommages causés par l'utilisation de l'appareil dans des conditions ambiantes inadéquates;
- les dommages causés par la négligence, un manque d'entretien ou des tentatives de réparation effectuées par du personnel non qualifié et/ou non autorisé et dans tous les cas en utilisant des accessoires ou bien des pièces de rechange qui ne sont pas d'origine;
- les appareils montés sur des installations qui ont un déséquilibre (tension/courant) du facteur de puissance inférieur à 0,8;
- les appareils montés sur des installations sans systèmes de protection contre les surtensions, de quelque nature qu'elles soient (ex. : foudre).

5) EXECUTION DE LA GARANTIE

- La garantie conventionnelle prévue ici ne pourra être valable que dans le cas où elle sera l'objet d'une réclamation par écrit à Lombardo S.r.l., à envoyer, par lettre ou e-mail, au plus tard dans les quinze (15) jours qui suivent l'apparition du problème de fonctionnement de l'appareil, sous peine de nullité.
- Le CLIENT, pour faire valoir la garantie conventionnelle délivrée ici, devra fournir la preuve que les conditions susdites ont été respectées.

Le défaut des appareils sera évalué par Lombardo S.r.l. qui, à sa discrétion exclusive, déterminera si celui-ci est couvert par les conditions de garantie exposées ici.

- L'utilisateur qui fera valoir la garantie, aura droit au remplacement ou bien à la réparation de l'appareil.
- Suite au progrès technologique et aux modifications qui se sont vérifiées dans l'emploi du flux lumineux, les modules LED envoyés pour le remplacement pourraient être différents des caractéristiques d'éclairage des produits d'origine.
- Lombardo S.r.l. se réserve le droit de remplacer le produit défectueux par un autre produit avec un design similaire et des performances égales ou supérieures ou de rembourser au client le prix d'achat.
- La garantie ne couvre pas les frais de main d'œuvre pour le remplacement des appareils et, dans tous les cas, tout dommage lié, même indirectement, au défaut de l'appareil.
- Aucun agent, distributeur ou revendeur n'est autorisé à changer, modifier ou étendre les termes de la garantie pour le compte de Lombardo S.r.l., quelle que soit la condition.
- Sur demande de Lombardo S.r.l., les produits non conformes ou défectueux deviendront la propriété de Lombardo S.r.l. dès qu'ils seront remplacés.

6) LOI APPLICABLE – JURIDICTION COMPÉTENTE

L'exécution, l'interprétation et toutes les questions liées à la validité et aux effets de la présente garantie conventionnelle seront déterminées et régies par la loi italienne. Tout litige dérivant de la présente garantie ou qui y est lié relèvera exclusivement de la compétence du Tribunal de BERGAMO.

Aux termes et en exécution des articles art. 1341 et 1342 du code civil, les clauses des articles : 2 (conditions de la garantie), 3 (durée de la garantie et limitations), 4 (exclusions), 5 (exécution de la garantie) et 6 (loi applicable – juridiction compétente) sont expressément approuvées.

Lombardo S.r.l.
Via Pizzigoni 3
24060 Villongo (BG), ITALY

T +39 035 939411
F +39 035 939496
info@lombardo.it

lombardo.it



www.salcommercial.net.au
sales@salcommercial.net.au

CONTACT DETAILS

NSW/ACT

☎ 02 9723 3099

✉ sales@salcommercial.net.au

QLD

☎ 07 3879 5999

✉ sales@salcommercial.net.au

VIC/TAS/SA/NT

☎ 03 9532 3168

✉ sales@salcommercial.net.au

© Copyright SAL Commercial - All Rights Reserved

LOMBARDO



Lombardo S.r.l.
Via Pizzigoni 3
24060 Villongo (BG), ITALY

T +39 035 939411
F +39 035 939496
info@lombardo.it

lombardo.it