

YOUR JOURNEY TO ADOPTING BIM

SWITCHING TO VECTORWORKS LANDMARK



CONNECT WITH VECTORWORKS

Once you've started a trial, you'll be put in contact with the Vectorworks Customer Success Team who will help you schedule a demo and answer any questions you may have about making the switch.



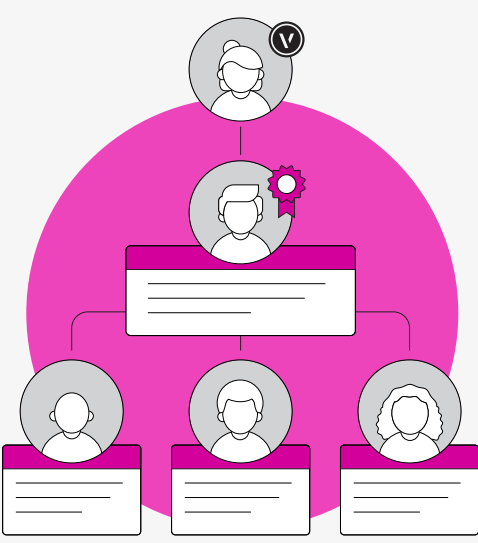
DEVELOP YOUR IMPLEMENTATION PLAN

IDENTIFY YOUR CHAMPION(S)

Select an enthusiastic and knowledgeable team member to help us lay the groundwork for your switch to Vectorworks Landmark.

ESTABLISH IMPLEMENTATION GOALS

Work with your team to establish SMART goals regarding your firm's implementation expectations and timelines and share these with your Vectorworks contact.



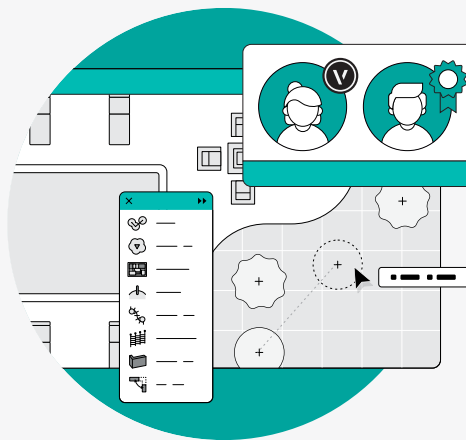
TRIAL A PILOT PROJECT

IDENTIFY A PROJECT

Using a new or existing project, you'll work through your design process within Vectorworks to develop workflows.

WORK WITH CUSTOMER SUCCESS TEAM

Schedule sessions for your champion(s) to receive ongoing support during the implementation of your pilot project.



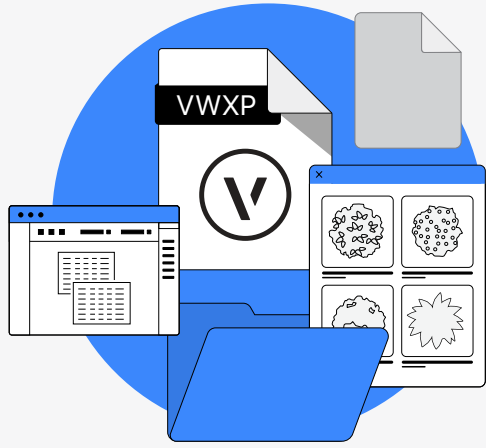
LAY THE GROUNDWORK

CREATE YOUR CUSTOMIZED RESOURCES AND TEMPLATES

Using Vectorworks' extensive support for different file formats, you can update your company-wide documentation at your own pace, allowing for a smooth transition and minimizing disruptions to your workflow.

ORGANIZATION

Establish the way your firm's new resources will be shared with the rest of the firm.



TRAIN THE REST OF YOUR TEAM

VECTORWORKS-LED TRAINING:

Establish recurring sessions with Vectorworks trainers to ensure structured in-person or online learning opportunities.

OR

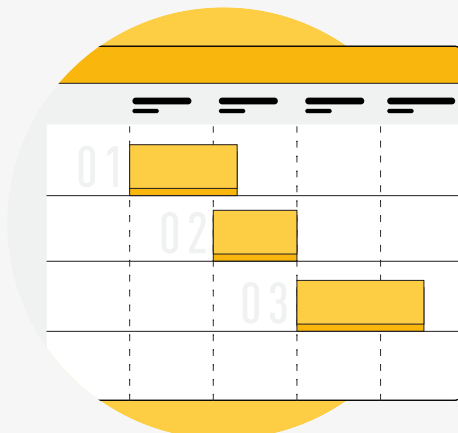
CHAMPION-LED TRAINING:

Your Champion becomes your in-house resource for your company.

AND/OR

SUPPLEMENTAL RESOURCES

Take advantage of Vectorworks University, your hub for accessing on-demand learning resources, including webinars and Vectorworks Landmark courses.



START DESIGNING WITH BIM

YOU'RE READY TO GO!

Take on your BIM projects in Vectorworks Landmark. With the skills, knowledge, and created resources, you can design with confidence.



KEEP THE BALL ROLLING

KEEP TRACK OF THE ADOPTION PROCESS:

Keep track of your adoption processes to identify any areas where your team may need further training or your processes could be refined.

DESIGNER FEEDBACK:

Encourage your teammates to let us know how their training went. This will help with future training and workflows created for you and other Vectorworks Customers.

KEEP YOUR SOFTWARE UP-TO-DATE:

At Vectorworks, we're always improving. Keep an eye out for news about the latest updates to your software to take advantage of the latest industry innovations.

LEARNING RESOURCES:

Take advantage of Vectorworks resources designed to keep you connected with the community through webinars, live online sessions, and forum posts.

GET STARTED